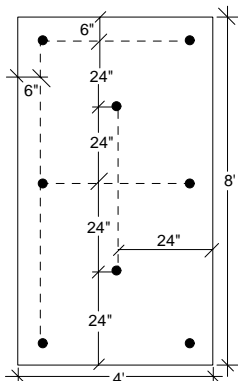
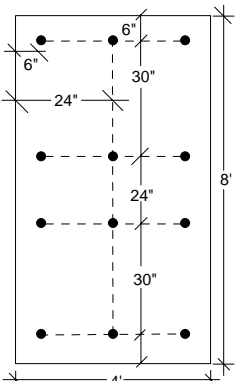
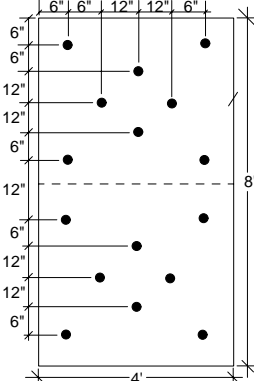
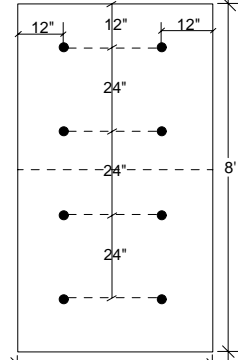
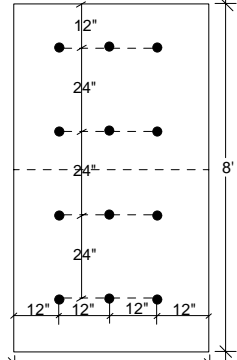
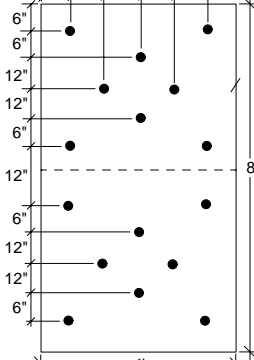
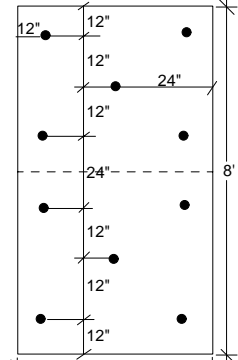
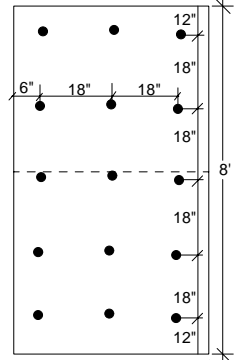
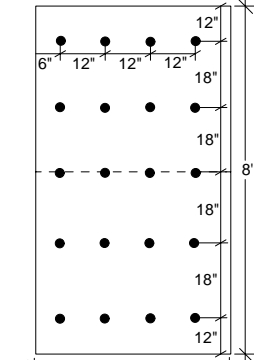
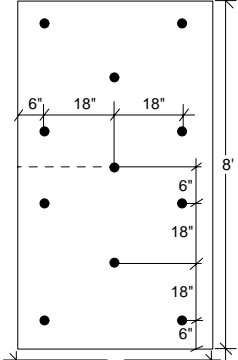
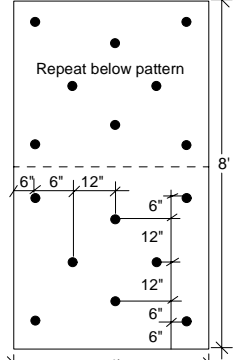
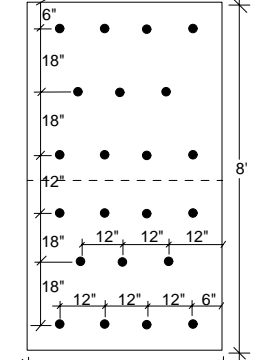


<p>Pattern #1 For use with 2" Min. (50.80 mm) GenFlex ISO 1 & 5</p> <p>Metric Conversions: 6" = 152.40 mm 12" = 304.80 mm 18" = 457.20 mm 21" = 533.40 mm 24" = 609.60 mm 30" = 762.00 mm 4' = 1.22 m 8' = 2.44 m</p>	<p>Base Pattern</p> 	<p>Perimeter + 50%</p> 	<p>Corner + 100%</p> 
<p>Pattern #2 For use with 2" Min. (50.80 mm) GenFlex ISO 3 and 5/8" (15.88 mm) DensDeck & DensDeck Prime</p> <p>Metric Conversions: 12" = 304.80 mm 24" = 609.60 mm 4' = 1.22 m 8' = 2.44 m</p>			
<p>Pattern #3 For use with 1.4" Min. (35.56 mm) GenFlex ISO 5 and 1/2" (12.70 mm) DensDeck & DensDeck Prime</p> <p>Metric Conversions: 6" = 152.40 mm 12" = 304.80 mm 18" = 457.20 mm 24" = 609.60 mm 4' = 1.22 m 8' = 2.44 m</p>			
<p>Pattern #4 For use with 1.5" Min. (38.10 mm) GenFlex ISO 3 & 5 and 2" Min. (50.80 mm) GenFlex ISO 2</p> <p>Metric Conversions: 6" = 152.40 mm 12" = 304.80 mm 18" = 457.20 mm 4' = 1.22 m 8' = 2.44 m</p>		<p>Repeat below pattern</p> 	

Use this visual reference in conjunction with the **Insulation For Fully Adhered Systems** table located in the **Design Criteria** section of this manual and in the back of the **Fully Adhered Application Specification**.

