

The background of the title page is a grid of 20 small images showing various cross-sections of roof assemblies. These images illustrate different layers and materials used in roof construction, such as insulation, membranes, and gravel, arranged in a repeating pattern.

WARRANTY REQUIREMENT REFERENCE GUIDE

NOTE:

Standard Applications:

This guide applies to projects with a maximum height of 50' from the ground, a maximum deck slope of 3"/12", a standard warranty wind speed of 54 MPH, and a maximum warranty period of 15 years.

Special Applications:

GenFlex does warrant roof applications on buildings taller than 50', with deck slopes greater than 3"/12", wind speeds greater than 54 MPH, and for warranty periods greater than 15 years, however, projects outside of the parameters listed in the Standard Application paragraph above are considered Special Applications which require coordination with the GenFlex Technical Department.

The information in this guide should be considered base requirements for special applications subject to enhancement following review by the Technical Department. Enhancements, when deemed necessary, will depend on the circumstances of the specific project. Contact your GenFlex Technical Coordinator at 1-800-443-4272, option 2 for assistance in defining the specific project requirements for special applications prior to bid.





250 West 96th Street, Suite 150
 Indianapolis, IN 46260
 Tel: 800-443-4272



TABLE OF CONTENTS

 Warranty Price Schedule	3
 High Wind Warranty Price Schedule	4








10 Year Roof System Requirements

 EPDM & TPO: Ballasted, Fully Adhered & Mech Attached	5
 Peel & Stick™ TPO (SA) & (HW)	6



15 Year Roof System Requirements

 EPDM & TPO: Ballasted, Fully Adhered & Mech Attached	7
 Peel & Stick™ TPO (HW)	8

20 Year Roof System Requirements

 EPDM Ballasted	9
 EPDM Fully Adhered	10
 EPDM Mechanically Attached	11
 TPO Ballasted	12
 TPO Fully Adhered	13
 TPO Mechanically Attached	14
 TPO Peel & Stick™ TPO (HW)	15

Peak Wind Gust Warranty Requirements

 90 mph EPDM or TPO Fully Adhered	16
 100 mph EPDM or TPO Fully Adhered	17

For the latest sample warranties and our most current published Warranty Requirements, please visit www.genflex.com

Single Ply Solutions for Over a Quarter Century™

WARRANTY PRICE SCHEDULE

EFFECTIVE: AUGUST 1, 2008 SUPERCEDES: MAY 1, 2006
PRICING BASED ON DATE OF ACCEPTANCE OF PRE-JOB SURVEY FORM

GENFLEX EPDM SYSTEMS

WARRANTY TYPE	TERM	PRICE PER S.F.	MIN. CHARGE	MONETARY LIMIT
<u>MEMBRANE PRODUCT ONLY:</u>	10 YEARS	N/A	\$50	PRORATED
	15 YEARS	N/A	\$100	PRORATED
	20 YEARS	N/A	\$200	PRORATED

*20 YEAR WARRANTY ONLY AVAILABLE ON 60 MIL (1.52 mm)

<u>ROOFING SYSTEM WARRANTY:</u>	5 YEARS	\$0.02	\$300	NO DOLLAR LIMIT
	5 YEARS (When GF ISO <u>is</u> used)	N/A	\$300 Flat Fee	NO DOLLAR LIMIT
	10 YEARS	\$0.04	\$350	NO DOLLAR LIMIT
	15 YEARS	\$0.07	\$400	NO DOLLAR LIMIT
	20 YEARS**	\$0.10	\$750	NO DOLLAR LIMIT

*GENFLEX SEAM TAPE REQUIRED ON ALL ROOFING SYSTEM RECEIVING WARRANTIES

**20 YEAR WARRANTY ONLY AVAILABLE ON 60 MIL (1.52 mm) MEMBRANE

ALL GENFLEX BRANDED PRODUCTS ARE COVERED UNDER THE ROOFING SYSTEM WARRANTY

GENFLEX TPO SYSTEMS

WARRANTY TYPE	TERM	PRICE PER S.F.	MIN. CHARGE	MONETARY LIMIT
<u>MEMBRANE PRODUCT ONLY:</u>	10 YEARS	N/A	\$50	PRORATED
	15 YEARS	N/A	\$100	PRORATED
	20 YEARS*	N/A	\$200	PRORATED

*20 YR. WARRANTY ONLY AVAILABLE ON 60 MIL (1.52 mm) OR GREATER

<u>ROOFING SYSTEM WARRANTY:</u>	5 YEARS (When GF ISO <u>is not</u> used)	\$0.02	\$300	NO DOLLAR LIMIT
	5 YEARS (When GF ISO <u>is</u> used)	N/A	\$300 Flat Fee	NO DOLLAR LIMIT
	10 YEARS	\$0.04	\$350	NO DOLLAR LIMIT
	15 YEARS	\$0.07	\$400	NO DOLLAR LIMIT
	20 YEARS*	\$0.10	\$750	NO DOLLAR LIMIT

*20 YR. SYSTEM WARRANTY AVAILABLE ON 60 MIL THICK (1.52 mm) OR GREATER MEMBRANE

ALL GENFLEX BRANDED PRODUCTS ARE COVERED UNDER THE ROOFING SYSTEM WARRANTY

OTHER WARRANTY CHARGES AND INFORMATION

RE-INSPECTION CHARGES \$500 PER DAY PLUS PORTAL TO PORTAL COSTS FOR ADDITIONAL INSPECTION AFTER THE FIRST RE-INSPECTION OR AFTER 3 DAYS OF INITIAL JOB START-UP TECHNICAL ASSISTANCE

WARRANTY TRANSFERS CERTAIN WARRANTIES MAY BE TRANSFERRED OR ASSIGNED FROM THE ORIGINAL OWNER TO A NEW OWNER FOLLOWING RECEIPT OF THE EXECUTED TRANSFER REQUEST FORM AVAILABLE ON WWW.GENFLEX.COM AND FULL PAYMENT OF THE WARRANTY TRANSFER FEE IS RECEIVED. THE CURRENT TRANSFER FEE IS \$500.00.

CONDOMINIUMS THERE IS A PREMIUM OF \$0.05 PER SQUARE FOOT IN ADDITION TO THE ABOVE WARRANTY CHARGES.

HIGH WIND WARRANTIES EXTENDED TERM & WIND GUST WARRANTY COVERAGE IS AVAILABLE AFTER GENFLEX TECHNICAL DEPT. REVIEW AND ACCEPTANCE OF THE SYSTEM SPECIFICATION. ADDITIONAL CHARGES ARE REQUIRED FOR WIND SPEEDS IN EXCESS OF 72 MPH (115.87 KM/H). SEE HIGH WIND WARRANTY PRICE SCHEDULE.

ADDITIONAL INFORMATION

1. A SEPARATE WARRANTY IS REQUIRED FOR EACH BUILDING THAT HAS A DIFFERENT ADDRESS.
2. FOR SPECIFIC COVERAGES AND OWNER MAINTENANCE AND CARE REQUIREMENTS, REFER TO THE LATEST SAMPLE WARRANTY. CONTACT GENFLEX TECHNICAL OR CUSTOMER SERVICE DEPARTMENTS.
3. APPLICABLE SALES TAX WILL BE APPLIED TO THE ABOVE WARRANTY FEES BASED ON THE STATE IN WHICH THE PROJECT IS LOCATED. FOR TAX EXEMPT PROJECTS, TAX WILL BE REMOVED UPON RECEIPT OF TAX EXEMPTION CERTIFICATE.

WARRANTY ALTERATIONS THERE IS AN ADMINISTRATION CHARGE OF \$75 FOR ALL WARRANTY ALTERATIONS AFTER ISSUANCE.

For the latest sample warranties and our most current published Warranty Requirements, please visit www.genflex.com

Single Ply Solutions for Over a Quarter Century™

HIGH WIND WARRANTY PRICE SCHEDULE

EFFECTIVE: AUGUST 1, 2008 SUPERCEDES: MAY 1, 2006
 PRICING BASED ON DATE OF ACCEPTANCE OF PRE-JOB SURVEY FORM
 AVAILABLE FOR GENFLEX FULL SYSTEMS WARRANTIES

<u>WARRANTY TYPE</u>	<u>MAX WIND SPEED</u>	<u>PRICE PER S.F.</u>	<u>MIN. CHARGE</u>	<u>MONETARY LIMIT</u>
10 YEARS NDL / FULL SYSTEM	72 mph (115.87 km/h)	\$0.04	\$350	No Dollar Limit
	80 mph (128.75 km/h)	\$0.05	\$700	No Dollar Limit
	90 mph (144.84 km/h)	\$0.06	\$800	No Dollar Limit
	100 mph (160.93 km/h)	\$0.07	\$900	No Dollar Limit
15 YEARS NDL / FULL SYSTEM	72 mph (115.87 km/h)	\$0.07	\$400	No Dollar Limit
	80 mph (128.75 km/h)	\$0.08	\$1,200	No Dollar Limit
	90 mph (144.84 km/h)	\$0.10	\$1,300	No Dollar Limit
	100 mph (160.93 km/h)	\$0.11	\$1,400	No Dollar Limit
20 YEARS NDL / FULL SYSTEM	72 mph (115.87 km/h)	\$0.10	\$750	No Dollar Limit
	80 mph (128.75 km/h)	\$0.12	\$900	No Dollar Limit
	90 mph (144.84 km/h)	\$0.14	\$1,400	No Dollar Limit
	100 mph (160.93 km/h)	\$0.16	\$1,600	No Dollar Limit

- A Wind Design Request Form must be submitted and accepted by GenFlex Building Products Technical Dept. prior to bidding for roofing systems requiring wind gust warranties.
- GenFlex Metal required for all GenFlex Plus Warranty Programs and 90 mph (144.84 km/h) or greater High Wind Warranties.

OTHER WARRANTY CHARGES AND INFORMATION

RE-INSPECTION CHARGES	\$500 PER DAY PLUS PORTAL TO PORTAL COSTS FOR ADDITIONAL INSPECTION AFTER THE FIRST RE-INSPECTION OR AFTER 3 DAYS OF INITIAL JOB START-UP TECHNICAL ASSISTANCE
WARRANTY TRANSFERS	A VALID WARRANTY MAY BE TRANSFERRED OR ASSIGNED FROM THE ORIGINAL OWNER TO A NEW OWNER FOLLOWING RECEIPT OF THE EXECUTED TRANSFER REQUEST FORM AVAILABLE ON WWW.GENFLEX.COM AND FULL PAYMENT OF THE WARRANTY TRANSFER FEE IS RECEIVED. THE CURRENT TRANSFER FEE IS \$500.00.
CONDOMINIUMS	THERE IS A PREMIUM OF \$0.05 PER SQUARE FOOT IN ADDITION TO THE ABOVE WARRANTY CHARGES.
ADDITIONAL INFORMATION	1. A SEPARATE WARRANTY IS REQUIRED FOR EACH BUILDING THAT HAS A DIFFERENT ADDRESS. 2. FOR SPECIFIC COVERAGES AND OWNER MAINTENANCE AND CARE REQUIREMENTS, REFER TO THE LATEST SAMPLE WARRANTY. CONTACT GENFLEX TECHNICAL OR CUSTOMER SERVICE DEPARTMENTS. 3. APPLICABLE SALES TAX WILL BE APPLIED TO THE ABOVE WARRANTY FEES BASED ON THE STATE IN WHICH THE PROJECT IS LOCATED. FOR TAX EXEMPT PROJECTS, TAX WILL BE REMOVED UPON RECEIPT OF TAX EXEMPTION CERTIFICATE.
WARRANTY ALTERATIONS	THERE IS AN ADMINISTRATION CHARGE OF \$75 FOR ALL WARRANTY ALTERATIONS AFTER ISSUANCE.

For the latest sample warranties and our most current published Warranty Requirements, please visit www.genflex.com

Single Ply Solutions for Over a Quarter Century™

Construction Type:

Projects may be new construction, tear off to deck, or reroof. Refer to current GenFlex specifications.

Acceptable Membranes:

Any GenFlex EPDM, TPO membrane

Acceptable System Types:

Fully Adhered, Mechanically Attached, Ballasted

Insulation:

GenFlex Brand Polyiso, minimum 1" (25.4 mm) thick or thicker when required to meet deck spanability requirements

Insulation Attachment:

In accordance with current GenFlex specifications.

Membrane Base Attachment:

GenFlex fasteners required for: perimeter, curb/parapet wall, and termination bar attachment. GenFlex fasteners are also required for deck sheet attachment on mechanically attached applications and for insulation attachment on fully adhered applications.

Acceptable Decks:


- A) Steel – 22 gauge (0.76 mm) or heavier
- B) Structural Concrete – rated 3000 psi (20.68 MPa) or greater
- C) Wood Plank – ¾" (19.05 mm)*
- D) Plywood – 15/32" (11.91 mm) APA rated exterior grade CDX plywood*
- E) OSB – 7/16" (11.11 mm) APA certified OSB board*
- F) Tectum*, Gypsum* (poured in place or plank, or Lightweight Concrete*

*Pullout test required on decks C, D, E, & F

Seaming/Splicing:

EPDM: 3" (76.20 mm) Seam Tape in all seams, end laps, and flashing splices

TPO: 1 ½" (38.10 mm) single hot air welded seams & end laps



Flashing:

EPDM: Cover tape for all metal flashing or stripping; Peel & Stick™ T-Joint Covers and Peel & Stick™ Pipe Boots recommended, or field fabricate with GenFlex flashing.

TPO: Pre-molded accessories recommended, or field fabricate with GenFlex Flashing. GenFlex Peel & Stick™ TPO (HW) or (SA) may be used for wall flashing on any 10 Year Warranted TPO applications; vertical substrates must be primed with GenFlex Clear Primer.

Inside & Outside Corners:

EPDM: Peel & Stick™ EPDM Corners or double wrapped uncured flashing

TPO: Pre-molded accessories required

Metal Edging:

If metalwork is to be included in warranty coverage, please contact the GenFlex Technical Department for requirements. An additional charge for warranty coverage may apply.

Warranty Fee:

\$0.04 per ft² (Minimum charge of \$350)

Contractor Requirement:

Contractor must be in good standing with GenFlex and approved for appropriate installation.

- ▼ GenFlex warranty coverage extends only to GenFlex products or products accepted in writing by GenFlex for warranty coverage. Each project must be individually reviewed by a GenFlex Technical Department representative PRIOR to bid, and a GenFlex Pre-Job Survey Form, including roof drawing, must be completed in full and submitted to the GenFlex Technical Department.
- ▼ The standard warranty is for buildings up to 50' (15.24 m) high and is limited to maximum wind speed of 54 mph (86.90 kmh) peak wind gust as measured 32.8' (10 m) above ground level.
- ▼ For other applicable information concerning FM codes, UL listings, quality assurance, acceptable products and installation procedures, please consult the applicable GenFlex Roofing Systems Specifications manual, or call the GenFlex Technical Department at 800-443-4272.

For the latest sample warranties and our most current published Warranty Requirements, please visit www.genflex.com

Construction Type:

Projects may be new construction, tear off to deck, or reroof. Refer to current GenFlex specifications.

Acceptable Membranes:

GenFlex Peel & Stick™ TPO (SA) & (HW) membrane, 45 or 60 mil (1.14 or 1.52 mm)

Note: After installation to the substrate, the Peel & Stick™ TPO membrane must be completely rolled with a segmented, smooth surface roller that weighs between 75 and 150 lb (34.02 and 68.04 kg) and meets the requirement of 5 lb (2.27 kg) per linear inch of force.

Insulation:

GenFlex Brand Polyiso, minimum 1" (25.4 mm) thick or thicker when required to meet deck spanability requirements

Insulation Attachment:

GenFlex #12, #14, or #15 fasteners and insulation plates or greater where applicable. Use GenFlex Tectum, Gypsum, or Concrete drive fasteners when deck type requires it. GenFlex Insulation Adhesive can be utilized for insulation attachment on standard concrete decks, 4' x 4' max. (1.22 m x 1.22 m) insulation boards. For insulation attachment, follow GenFlex standard requirements. No asphalt attachment will be accepted.

Substrate Priming:

GenFlex Clear Primer is required when ambient temperatures drop below 50 °F (10 °C) or slope is greater than 3:12.

Membrane Base Attachment:


GenFlex fasteners required for: perimeter, curb/parapet wall, and termination bar attachment.

Acceptable Decks:

- A) Steel – 22 gauge (0.76 mm) or heavier
- B) Structural Concrete – rated 3000 psi (20.68 MPa) or greater
- C) Wood Plank – ¾" (19.05 mm)*
- D) Plywood – 15/32" (11.91 mm) APA rated exterior grade CDX plywood*
- E) OSB – 7/16" (11.11 mm) APA certified OSB board*
- F) Tectum*, Gypsum* (poured in place or plank, or Lightweight Concrete*

*Pullout test required on decks C, D, E, & F

- ❖ GenFlex warranty coverage extends only to GenFlex products or products accepted in writing by GenFlex for warranty coverage. Each project must be individually reviewed by a GenFlex Technical Department representative PRIOR to bid, and a GenFlex Pre-Job Survey Form, including roof drawing, must be completed in full and submitted to the GenFlex Technical Department.
- ❖ The standard warranty is for buildings up to 50' (15.24 m) high and is limited to maximum wind speed of 54 mph (86.90 kmh) peak wind gust as measured 32.8' (10 m) above ground level.
- ❖ For other applicable information concerning FM codes, UL listings, quality assurance, acceptable products and installation procedures, please consult the applicable GenFlex Roofing Systems Specifications manual, or call the GenFlex Technical Department at 800-443-4272.



Seaming/Splicing:

SA or HW seams are acceptable. All SA seams within the Peel & Stick™ TPO (SA) system must be primed per current specifications with GenFlex Clear Primer and Scrub Pads and Handles. SA seams must be caulked with a high profile bead of GenFlex white Edge Caulk.

Flashing:

Pre-molded accessories recommended. For wall flashing, use GenFlex Peel & Stick™ TPO (SA) or (HW), 45 or 60 mil (1.14 or 1.52 mm). **ALL** vertical substrates must be primed with GenFlex Clear Primer.

Inside/Outside Corners & Penetrations:

GenFlex TPO Pre-Molded Flashings, GenFlex Peel & Stick™ Accessories, or GenFlex TPO Flashing Kit and Coating Kit can be used to flash all penetrations, corners, etc. **Field fabricated flashing, using Non-Reinforced TPO flashing is not acceptable.**

Metal Edging:

If metalwork is to be included in warranty coverage, please contact the GenFlex Technical Department for requirements. An additional charge for warranty coverage may apply.

Warranty Fee:

\$0.04 per ft² (Minimum charge of \$350)

Contractor Requirement:

Contractor must be in good standing with GenFlex and approved for appropriate installation.

Construction Type:

All projects must be new construction, reroof with complete tear-off to the deck, or reroof with moisture scan and letter of certification from contractor that test cuts were taken and any wet insulation is to be removed/replaced.

Acceptable Membranes:

Any GenFlex EPDM, TPO membrane

Acceptable System Types:

Fully Adhered, Mechanically Attached, Ballasted

Insulation:

GenFlex Brand Polyiso, minimum 1" (25.4 mm) thick or thicker when required to meet deck spanability requirements

Insulation Attachment:

In accordance with current GenFlex specifications.

Membrane Base Attachment:

GenFlex fasteners required for: perimeter, curb/parapet wall, and termination bar attachment. GenFlex fasteners are also required for deck sheet attachment on mechanically attached applications and for insulation attachment on fully adhered applications.

Acceptable Decks:


- A) Steel – 22 gauge (0.76 mm) or heavier
- B) Structural Concrete – rated 3000 psi (20.68 MPa) or greater
- C) Wood Plank – ¾" (19.05 mm)*
- D) Plywood – 15/32" (11.91 mm) APA rated exterior grade CDX plywood*
- E) OSB – 7/16" (11.11 mm) APA certified OSB board*
- F) Tectum*, Gypsum* (poured in place or plank, or Lightweight Concrete*

*Pullout test required on decks C, D, E, & F

Seaming/Splicing:

EPDM: 3" (76.20 mm) Seam Tape in all seams, end laps, and flashing splices

TPO: 1 ½" (38.10 mm) single hot air welded seams & end laps



Flashing:

EPDM: Cover tape for all metal flashing or stripping; Peel & Stick™ T-Joint Covers and Peel & Stick™ Pipe Boots are **required**. No field fabrication.

TPO: Pre-molded accessories **required**. No field fabrication. GenFlex Peel & Stick™ TPO (HW) may be used for wall flashing on any 15 Year Warranted TPO applications; vertical substrates must be primed with GenFlex Clear Primer.

Inside & Outside Corners:

EPDM: Peel & Stick™ EPDM Corners **required**. No field fabrication.

TPO: Pre-molded accessories **required**. No field fabrication.

Metal Edging:

If metalwork is to be included in warranty coverage, please contact the GenFlex Technical Department for requirements. An additional charge for warranty coverage may apply.

Warranty Fee:

\$0.07 per ft² (Minimum charge of \$400)

Contractor Requirement:

Contractor must be in good standing with GenFlex and approved for appropriate installation.

- ❖ GenFlex warranty coverage extends only to GenFlex products or products accepted in writing by GenFlex for warranty coverage. Each project must be individually reviewed by a GenFlex Technical Department representative PRIOR to bid, and a GenFlex Pre-Job Survey Form, including roof drawing, must be completed in full and submitted to the GenFlex Technical Department.
- ❖ The standard warranty is for buildings up to 50' (15.24 m) high and is limited to maximum wind speed of 54 mph (86.90 kmh) peak wind gust as measured 32.8' (10 m) above ground level.
- ❖ For other applicable information concerning FM codes, UL listings, quality assurance, acceptable products and installation procedures, please consult the applicable GenFlex Roofing Systems Specifications manual, or call the GenFlex Technical Department at 800-443-4272.

For the latest sample warranties and our most current published Warranty Requirements, please visit www.genflex.com

15 Year Roof System Requirements Peel & Stick™ TPO (HW)

Construction Type:

All projects must be new construction, reroof with complete tear-off to the deck, or reroof with moisture scan and letter of certification from contractor that test cuts were taken and any wet insulation is to be removed/replaced.

Acceptable Membranes:

GenFlex Peel & Stick™ TPO (HW) membrane, 45 or 60 mil (1.14 or 1.52 mm)

Peel & Stick™ TPO (SA) not permitted.

Note: After installation to the substrate, the Peel & Stick™ TPO membrane must be completely rolled with a segmented, smooth surface roller that weighs between 75 and 150 lb (34.02 and 68.04 kg) and meets the requirement of 5 lb (2.27 kg) per linear inch of force.

Insulation:

GenFlex Polyiso only, minimum thickness 1 ½" (38.10 mm)

Insulation Attachment:

GenFlex #12, #14, or #15 fasteners and insulation plates or greater where applicable. Use GenFlex Tectum, Gypsum, or Concrete drive fasteners when deck type requires it. GenFlex Insulation Adhesive can be utilized for insulation attachment on standard concrete decks, 4' x 4' max. (1.22 m x 1.22 m) insulation. For insulation attachment, follow GenFlex standard requirements. No asphalt attachment will be accepted.

Substrate Priming:

GenFlex Clear Primer is required for all 15 Year Warranted Peel & Stick™ TPO projects.


Membrane Base Attachment:

GenFlex fasteners required for: perimeter, curb/parapet wall, and termination bar attachment.

Acceptable Decks:

- A) Steel – 22 gauge (0.76 mm) or heavier
- B) Structural Concrete – rated 3000 psi (20.68 MPa) or greater
- C) Wood Plank – ¾" (19.05 mm)*
- D) Plywood – 15/32" (11.91 mm) APA rated exterior grade CDX plywood*
- E) OSB – 7/16" (11.11 mm) APA certified OSB board*
- F) Tectum*, Gypsum* (poured in place or plank, or Lightweight Concrete*

*Pullout test required on decks C, D, E, & F



Seaming/Splicing:

Hot Air Welded Seams Only: 1 ½" (38.10 mm) hot air weld for all field seams and flashing/splice joints. Overlay all end laps with GenFlex Clear Primer with a 5" (127.00 mm) TPO Cover Tape and Appropriate GenFlex Edge Sealant, or overlay end laps with 6" (152.40 mm) Non-reinforced TPO and hot air weld.

Flashing:

Pre-molded accessories **required**. No field fabrication. For wall flashing, use GenFlex Peel & Stick™ TPO (HW), 45 or 60 mil (1.14 or 1.52 mm). **ALL** vertical substrates must be primed with GenFlex Clear Primer. **Field fabricated flashing, using Peel & Stick™ TPO (SA) or Non-Reinforced TPO flashing is not acceptable.**

Inside & Outside Corners:

GenFlex TPO Pre-Molded Corners or TPO Reinforced Outside Corners **required**. **Field fabricated flashing, using Peel & Stick™ TPO (SA) or Non-Reinforced TPO flashing is not acceptable.**

Metal Edging:

If metalwork is to be included in warranty coverage, please contact the GenFlex Technical Department for requirements. An additional charge for warranty coverage may apply.

Warranty Fee:

\$0.07 per ft² (Minimum charge of \$400)

Contractor Requirement:

Contractor must be in good standing with GenFlex and approved for appropriate installation.

- GenFlex warranty coverage extends only to GenFlex products or products accepted in writing by GenFlex for warranty coverage. Each project must be individually reviewed by a GenFlex Technical Department representative PRIOR to bid, and a GenFlex Pre-Job Survey Form, including roof drawing, must be completed in full and submitted to the GenFlex Technical Department.
- The standard warranty is for buildings up to 50' (15.24 m) high and is limited to maximum wind speed of 54 mph (86.90 kmh) peak wind gust as measured 32.8' (10 m) above ground level.
- For other applicable information concerning FM codes, UL listings, quality assurance, acceptable products and installation procedures, please consult the applicable GenFlex Roofing Systems Specifications manual, or call the GenFlex Technical Department at 800-443-4272.

For the latest sample warranties and our most current published Warranty Requirements, please visit www.genflex.com



250 West 96th Street, Suite 150
Indianapolis, IN 46260
Tel: 800-443-4272

WARRANTY QUICK REFERENCE

20

Year Roof System Requirements EPDM Ballasted

Construction Type:

All projects must be new construction or reroof with complete tear-off to the deck.

Acceptable Membranes:

GenFlex EPDM or FRM 60 mil (1.52 mm)

Insulation:

GenFlex Polyiso only, minimum thickness 1 ½" (38.10 mm).

Insulation Attachment:

No mechanical attachment allowed. Follow standard ballast specification.

Membrane Base Attachment:

Appropriate GenFlex fasteners required.

Acceptable Decks:

- A) Steel – 22 gauge (0.76 mm) or heavier
- B) Structural Concrete – rated 3000 psi (20.68 MPa) or greater
- C) Wood Plank – ¾" (19.05 mm)*
- D) Plywood – 15/32" (11.91 mm) APA rated exterior grade CDX plywood*
- E) OSB – 7/16" (11.11 mm) APA certified OSB board*
- F) Tectum*, Gypsum* (poured in place or plank, or Lightweight Concrete*

*Pullout test required on decks C, D, E, & F

Seaming/Splicing:


GenFlex EPDM 3" (76.20 mm) Seam Tape in all seams, end laps, and flashing splices

Flashing:

GenFlex EPDM Cover tape for all metal flashing or stripping; Peel & Stick™ T-Joint Covers and Peel & Stick™ Pipe Boots are **required**. No field fabrication.

Inside & Outside Corners:

Peel & Stick™ EPDM Corners **required**. No field fabrication.



Metal Edging:

If metalwork is to be included in warranty coverage, please contact the GenFlex Technical Department for requirements. An additional charge for warranty coverage may apply.

Warranty Fee:

\$0.10 per ft² (Minimum charge of \$750)

Contractor Requirement:

Contractor must have Q3 status, be in good standing with GenFlex, and be approved for appropriate installation.

- ▼ GenFlex warranty coverage extends only to GenFlex products or products accepted in writing by GenFlex for warranty coverage. Each project must be individually reviewed by a GenFlex Technical Department representative PRIOR to bid, and a GenFlex Pre-Job Survey Form, including roof drawing, must be completed in full and submitted to the GenFlex Technical Department.
- ▼ The standard warranty is for buildings up to 50' (15.24 m) high and is limited to maximum wind speed of 54 mph (86.90 kmh) peak wind gust as measured 32.8' (10 m) above ground level.
- ▼ For other applicable information concerning FM codes, UL listings, quality assurance, acceptable products and installation procedures, please consult the applicable GenFlex Roofing Systems Specifications manual, or call the GenFlex Technical Department at 800-443-4272.

For the latest sample warranties and our most current published Warranty Requirements, please visit www.genflex.com



250 West 96th Street, Suite 150
Indianapolis, IN 46260
Tel: 800-443-4272

WARRANTY QUICK REFERENCE

20

Year Roof System Requirements EPDM Fully Adhered

Construction Type:

All projects must be new construction or reroof with complete tear-off to the deck

Acceptable Membranes:

GenFlex EPDM, FRM or AFR membrane, 60 mil (1.52 mm)

Insulation:

GenFlex Polyiso only, minimum thickness 1 ½" (38.10 mm).

Insulation Attachment:

GenFlex #15 (WH) Fasteners or greater where applicable. Use GenFlex Tectum, Gypsum, or Concrete drive fasteners when deck type requires it. GenFlex Insulation Adhesive can be utilized for insulation attachment on standard concrete decks, 4' x 4' max. (1.22 m x 1.22 m) insulation board. No asphalt attachment will be accepted.

Membrane Base Attachment:

GenFlex fasteners required, minimum #15 for steel, wood, or structural concrete deck. Use GenFlex Tectum, Gypsum, or Concrete drive fasteners when deck type requires it.

Acceptable Decks:

- A) Steel – 22 gauge (0.76 mm) or heavier
- B) Structural Concrete – rated 3000 psi (20.68 MPa) or greater
- C) Wood Plank – ¾" (19.05 mm)*
- D) Plywood – 15/32" (11.91 mm) APA rated exterior grade CDX plywood*
- E) OSB – 7/16" (11.11 mm) APA certified OSB board*
- F) Tectum*, Gypsum* (poured in place or plank, or Lightweight Concrete*


*Pullout test required on decks C, D, E, & F

Seaming/Splicing:

GenFlex EPDM 3" (76.20 mm) Seam Tape in all seams, end laps, and flashing splices

Flashing:

GenFlex EPDM Cover Tape for all metal flashing or stripping; Peel & Stick™ T-Joint Covers and Peel & Stick™ Pipe Boots are **required**. No field fabrication.



Inside & Outside Corners:

Peel & Stick™ EPDM Corners **required**. No field fabrication.

Metal Edging:

If metalwork is to be included in warranty coverage, please contact the GenFlex Technical Department for requirements. An additional charge for warranty coverage may apply.

Warranty Fee:

\$0.10 per ft² (Minimum charge of \$750)

Contractor Requirement:

Contractor must have Q3 status, be in good standing with GenFlex, and be approved for appropriate installation.

- ▼ GenFlex warranty coverage extends only to GenFlex products or products accepted in writing by GenFlex for warranty coverage. Each project must be individually reviewed by a GenFlex Technical Department representative PRIOR to bid, and a GenFlex Pre-Job Survey Form, including roof drawing, must be completed in full and submitted to the GenFlex Technical Department.
- ▼ The standard warranty is for buildings up to 50' (15.24 m) high and is limited to maximum wind speed of 54 mph (86.90 kmh) peak wind gust as measured 32.8' (10 m) above ground level.
- ▼ For other applicable information concerning FM codes, UL listings, quality assurance, acceptable products and installation procedures, please consult the applicable GenFlex Roofing Systems Specifications manual, or call the GenFlex Technical Department at 800-443-4272.

For the latest sample warranties and our most current published Warranty Requirements, please visit www.genflex.com



250 West 96th Street, Suite 150
Indianapolis, IN 46260
Tel: 800-443-4272

WARRANTY QUICK REFERENCE

20

Year Roof System Requirements EPDM Mechanically Attached

Construction Type:

All projects must be new construction or reroof with complete tear-off to the deck

Acceptable Membranes:

GenFlex EPDM, FRM or AFR membrane, 60 mil (1.52 mm)

Insulation:

GenFlex Polyiso only, minimum thickness 1 ½" (38.10 mm).

Insulation Attachment:

GenFlex #15 (WH) Fasteners & GenFlex Insulation Plates fastened 1 every 4 ft² (0.37 m²) or 8 fasteners/plates per 4' x 8' (1.22 x 2.44 m) board. See "Acceptable Decks" below for pullout test requirements.

Membrane Attachment:

FRM 10' (3.05 m) Panel: Use GenFlex #15 (WH) Fasteners. Fasten 6" (152.40 mm) on center in a GenFlex Bar Anchor or GenFlex Polymer Batten Strip.

Two perimeter half sheets are required.

FRM 7.5' (2.29 m), EPDM 6.0' (1.83 m), or EPDM 7.0' (2.13 m) Panel: Use GenFlex #15 (WH) Fasteners. Fasten 12" (304.80 mm) on center in a GenFlex Bar Anchor or GenFlex Polymer Batten Strip.

Two perimeter half sheets are required.


Acceptable Decks:

- A) Steel – 22 gauge (0.76 mm) or heavier
- B) Structural Concrete – rated 3000 psi (20.68 MPa) or greater
- C) Wood Plank – ¾" (19.05 mm)*
- D) Plywood – 15/32" (11.91 mm) APA rated exterior grade CDX plywood*
- E) OSB – 7/16" (11.11 mm) APA certified OSB board*

*Pullout test required on decks C, D, & E

Seaming/Splicing:

GenFlex EPDM 7" (76.20 mm) Seam Tape in all seams and 3" (76.20 mm) Seam Tape for end laps, and flashing splices



Flashing:

GenFlex EPDM Cover Tape for all metal flashing or stripping; Peel & Stick™ T-Joint Covers and Peel & Stick™ Pipe Boots are **required**. No field fabrication.

Inside & Outside Corners:

Peel & Stick™ EPDM Corners **required**. No field fabrication.

Metal Edging:

If metalwork is to be included in warranty coverage, please contact the GenFlex Technical Department for requirements. An additional charge for warranty coverage may apply.

Warranty Fee:

\$0.10 per ft² (Minimum charge of \$750)

Contractor Requirement:

Contractor must have Q3 status, be in good standing with GenFlex, and be approved for appropriate installation.

- ▼ GenFlex warranty coverage extends only to GenFlex products or products accepted in writing by GenFlex for warranty coverage. Each project must be individually reviewed by a GenFlex Technical Department representative PRIOR to bid, and a GenFlex Pre-Job Survey Form, including roof drawing, must be completed in full and submitted to the GenFlex Technical Department.
- ▼ The standard warranty is for buildings up to 50' (15.24 m) high and is limited to maximum wind speed of 54 mph (86.90 kmh) peak wind gust as measured 32.8' (10 m) above ground level.
- ▼ For other applicable information concerning FM codes, UL listings, quality assurance, acceptable products and installation procedures, please consult the applicable GenFlex Roofing Systems Specifications manual, or call the GenFlex Technical Department at 800-443-4272.

For the latest sample warranties and our most current published Warranty Requirements, please visit www.genflex.com

Construction Type:

All projects must be new construction or reroof with complete tear-off to the deck

Acceptable Membranes:

GenFlex TPO 60 mil (1.52 mm) or greater

Insulation:

GenFlex Polyiso only, minimum thickness 1 ½" (38.10 mm).

Insulation Attachment:

No mechanical attachment allowed. Follow standard ballast specification.

Membrane Base Attachment:

GenFlex fasteners required

Acceptable Decks:

- A) Steel – 22 gauge (0.76 mm) or heavier
- B) Structural Concrete – rated 3000 psi (20.68 MPa) or greater
- C) Wood Plank – ¾" (19.05 mm)*
- D) Plywood – 15/32" (11.91 mm) APA rated exterior grade CDX plywood*
- E) OSB – 7/16" (11.11 mm) APA certified OSB board*
- F) Tectum*, Gypsum* (poured in place or plank, or Lightweight Concrete*

*Pullout test required on decks C, D, E, & F

Seaming/Splicing:

1 ½" (38.10 mm) single hot air welded seams, end laps, and flashing splices

Flashing:

GenFlex pre-molded accessories **required**, i.e. Peel & Stick™ Pipe Boots, TPO Cover Tape, and TPO T-Joint Covers. No field fabrication. GenFlex 60 mil (1.52 mm) Peel & Stick™ TPO (HW) may be used for wall flashing on any 20 Year Warranted TPO applications; vertical substrates must be primed with GenFlex Clear Primer.

Inside & Outside Corners:

GenFlex TPO Pre-Molded Corners or TPO Reinforced Outside Corners **required**. No field fabrication.



Metal Edging:

If metalwork is to be included in warranty coverage, please contact the GenFlex Technical Department for requirements. An additional charge for warranty coverage may apply.

Warranty Fee:

\$0.10 per ft² (Minimum charge of \$750)

Contractor Requirement:

Contractor must have Q3 status, be in good standing with GenFlex, and be approved for appropriate installation.

- ❖ GenFlex warranty coverage extends only to GenFlex products or products accepted in writing by GenFlex for warranty coverage. Each project must be individually reviewed by a GenFlex Technical Department representative PRIOR to bid, and a GenFlex Pre-Job Survey Form, including roof drawing, must be completed in full and submitted to the GenFlex Technical Department.
- ❖ The standard warranty is for buildings up to 50' (15.24 m) high and is limited to maximum wind speed of 54 mph (86.90 kmh) peak wind gust as measured 32.8' (10 m) above ground level.
- ❖ For other applicable information concerning FM codes, UL listings, quality assurance, acceptable products and installation procedures, please consult the applicable GenFlex Roofing Systems Specifications manual, or call the GenFlex Technical Department at 800-443-4272.

For the latest sample warranties and our most current published Warranty Requirements, please visit www.genflex.com



250 West 96th Street, Suite 150
Indianapolis, IN 46260
Tel: 800-443-4272

WARRANTY QUICK REFERENCE

20 Year Roof System Requirements TPO Fully Adhered

Construction Type:

All projects must be new construction or reroof with complete tear-off to the deck.

Acceptable Membranes:

GenFlex TPO 60 mil (1.52 mm) or greater

Insulation:

GenFlex Polyiso only, minimum thickness 1 ½" (38.10 mm).

Acceptable Fasteners:

GenFlex #15 (WH) Fasteners or greater where applicable. Use GenFlex Tectum, Gypsum, or Concrete drive fasteners when deck type requires it. GenFlex Insulation Adhesive can be utilized for insulation attachment on standard concrete decks, 4' x 4' max. (1.22 m x 1.22 m) insulation board. No asphalt attachment will be accepted.

Acceptable Decks:

- A) Steel – 22 gauge (0.76 mm) or heavier
- B) Structural Concrete – rated 3000 psi (20.68 MPa) or greater
- C) Wood Plank – ¾" (19.05 mm)*
- D) Plywood – 15/32" (11.91 mm) APA rated exterior grade CDX plywood*
- E) OSB – 7/16" (11.11 mm) APA certified OSB board*
- F) Tectum*, Gypsum* (poured in place or plank, or Lightweight Concrete*

*Pullout test required on decks C, D, E, & F

Seaming/Splicing:


1 ½" (38.10 mm) single hot air welded seams, end laps, and flashing splices

Flashing:

GenFlex pre-molded accessories **required**, i.e. Peel & Stick™ Pipe Boots, TPO Cover Tape, and TPO T-Joint Covers. No field fabrication. GenFlex 60 mil (1.52 mm) Peel & Stick™ TPO (HW) may be used for wall flashing on any 20 Year Warranted TPO applications; vertical substrates must be primed with GenFlex Clear Primer.

Inside & Outside Corners:

GenFlex TPO Pre-Molded Corners or TPO Reinforced Outside Corners **required**. No field fabrication.



Metal Edging:

If metalwork is to be included in warranty coverage, please contact the GenFlex Technical Department for requirements. An additional charge for warranty coverage may apply.

Warranty Fee:

\$0.10 per ft² (Minimum charge of \$750)

Contractor Requirement:

Contractor must have Q3 status, be in good standing with GenFlex, and be approved for appropriate installation.

- ❖ GenFlex warranty coverage extends only to GenFlex products or products accepted in writing by GenFlex for warranty coverage. Each project must be individually reviewed by a GenFlex Technical Department representative PRIOR to bid, and a GenFlex Pre-Job Survey Form, including roof drawing, must be completed in full and submitted to the GenFlex Technical Department.
- ❖ The standard warranty is for buildings up to 50' (15.24 m) high and is limited to maximum wind speed of 54 mph (86.90 kmh) peak wind gust as measured 32.8' (10 m) above ground level.
- ❖ For other applicable information concerning FM codes, UL listings, quality assurance, acceptable products and installation procedures, please consult the applicable GenFlex Roofing Systems Specifications manual, or call the GenFlex Technical Department at 800-443-4272.

For the latest sample warranties and our most current published Warranty Requirements, please visit www.genflex.com



250 West 96th Street, Suite 150
Indianapolis, IN 46260
Tel: 800-443-4272

WARRANTY QUICK REFERENCE

20

Year Roof System Requirements TPO Mechanically Attached

Construction Type:

All projects must be new construction or reroof with complete tear-off to the deck

Acceptable Membranes:

GenFlex TPO 60 mil (1.52 mm) or greater

Insulation:

GenFlex Polyiso only, minimum thickness 1 ½" (38.10 mm).

Insulation Attachment:

GenFlex #15 (WH) Fasteners & GenFlex Insulation Plates fastened 1 every 4 ft² (0.37 m²) or 8 fasteners/plates per 4' x 8' (1.22 x 2.44 m) board. See "Acceptable Decks" below for pullout test requirements.

Membrane Attachment:

TPO 12' or 10' (3.66 or 3.05 m) Panel: Use GenFlex #15 (WH) Fasteners with 2 3/8" (60.33 mm) seam plates or GenFlex #15 XHD Preassembled Fasteners, fastened 6" (152.40 mm) on center, and single weld; or use GenFlex #15 (WH) Fasteners, fastened 12" (304.80 mm) on center in a GenFlex Bar Anchor or GenFlex Polymer Batten Strip, and dual weld.

Two perimeter half sheets are required.


TPO 8' or 6' (2.44 or 1.83 m) Panel: Use GenFlex #15 (WH) Fasteners with 2 3/8" (60.33 mm) seam plates or GenFlex #15 XHD Preassembled Fasteners, fastened 12" (304.80 mm) on center, and single weld; or use GenFlex #15 (WH) Fasteners, fastened 12" (304.80 mm) on center in a GenFlex Bar Anchor or GenFlex Polymer Batten Strip, and dual weld.

Two perimeter half sheets are required.

Acceptable Decks:

- A) Steel – 22 gauge (0.76 mm) or heavier
- B) Structural Concrete – rated 3000 psi (20.68 MPa) or greater
- C) Wood Plank – ¾" (19.05 mm)*
- D) Plywood – 15/32" (11.91 mm) APA rated exterior grade CDX plywood*
- E) OSB – 7/16" (11.11 mm) APA certified OSB board*

*Pullout test required on decks C, D, & E



Seaming/Splicing:

Single Weld Seam: 1 ½" (38.10 mm) single hot air weld seam. All seam splice areas 6" (152.40 mm) wide.

Dual Weld Seam: 4 ½" (114.30 mm) dual weld hot air weld seam splice area.

End Laps & Flashing Splices: 1 ½" (38.10 mm) single hot air weld

Flashing:

GenFlex pre-molded accessories **required**, i.e. Peel & Stick™ Pipe Boots, TPO Cover Tape, and TPO T-Joint Covers. No field fabrication. GenFlex 60 mil (1.52 mm) Peel & Stick™ TPO (HW) may be used for wall flashing on any 20 Year Warranted TPO applications; vertical substrates must be primed with GenFlex Clear Primer.

Inside & Outside Corners:

GenFlex TPO Pre-Molded Corners or TPO Reinforced Outside Corners **required**. No field fabrication.

Metal Edging:

If metalwork is to be included in warranty coverage, please contact the GenFlex Technical Department for requirements. An additional charge for warranty coverage may apply.

Warranty Fee:

\$0.10 per ft² (Minimum charge of \$750)

Contractor Requirement:

Contractor must have Q3 status, be in good standing with GenFlex, and be approved for appropriate installation.

- ▼ GenFlex warranty coverage extends only to GenFlex products or products accepted in writing by GenFlex for warranty coverage. Each project must be individually reviewed by a GenFlex Technical Department representative PRIOR to bid, and a GenFlex Pre-Job Survey Form, including roof drawing, must be completed in full and submitted to the GenFlex Technical Department.
- ▼ The standard warranty is for buildings up to 50' (15.24 m) high and is limited to maximum wind speed of 54 mph (86.90 kmh) peak wind gust as measured 32.8' (10 m) above ground level.
- ▼ For other applicable information concerning FM codes, UL listings, quality assurance, acceptable products and installation procedures, please consult the applicable GenFlex Roofing Systems Specifications manual, or call the GenFlex Technical Department at 800-443-4272.

For the latest sample warranties and our most current published Warranty Requirements, please visit www.genflex.com



250 West 96th Street, Suite 150
Indianapolis, IN 46260
Tel: 800-443-4272

WARRANTY QUICK REFERENCE

20

Year Roof System Requirements Peel & Stick™ TPO (HW)

Construction Type:

All projects must be new construction or reroof with complete tear-off to the deck.

Acceptable Membranes:

GenFlex Peel & Stick™ TPO (HW) membrane, 60 mil (1.52 mm)

Peel & Stick™ TPO (SA) not permitted.

Note: After installation to the substrate, the Peel & Stick™ TPO membrane must be completely rolled with a segmented, smooth surface roller that weighs between 75 and 150 lb (34.02 and 68.04 kg) and meets the requirement of 5 lb (2.27 kg) per linear inch of force.

Insulation:

GenFlex Polyiso only, minimum thickness 1 ½" (38.10 mm)

Insulation Attachment:

GenFlex #15 (WH) Fasteners or greater where applicable. Use GenFlex Tectum, Gypsum, or Concrete drive fasteners when deck type requires it. GenFlex Insulation Adhesive can be utilized for insulation attachment on standard concrete decks, 4' x 4' max. (1.22 m x 1.22 m) insulation boards. For insulation attachment, follow GenFlex standard requirements. No asphalt attachment will be accepted.


Substrate Priming:

GenFlex Clear Primer is required for all 20 Year Warranted Peel & Stick™ TPO projects.

Acceptable Decks:

- A) Steel – 22 gauge (0.76 mm) or heavier
- B) Structural Concrete – rated 3000 psi (20.68 MPa) or greater
- C) Wood Plank – ¾" (19.05 mm)*
- D) Plywood – 15/32" (11.91 mm) APA rated exterior grade CDX plywood*
- E) OSB – 7/16" (11.11 mm) APA certified OSB board*
- F) Tectum*, Gypsum* (poured in place or plank, or Lightweight Concrete*

*Pullout test required on decks C, D, E, & F



Seaming/Splicing:

Hot Air Welded Seams Only: 1 ½" (38.10 mm) hot air weld for all field seams and flashing/splice joints. Overlay all end laps with GenFlex Clear Primer with a 5" (127.00 mm) TPO Cover Tape and Appropriate GenFlex Edge Sealant, or overlay end laps with 6" (152.40 mm) Non-reinforced TPO and hot air weld.

Flashing:

GenFlex pre-molded accessories **required**, i.e. Peel & Stick™ Pipe Boots, TPO Cover Tape, and TPO T-Joint Covers. **Field fabricated flashing, using Non-Reinforced TPO flashing is not acceptable.** GenFlex 60 mil (1.52 mm) Peel & Stick™ TPO (HW) may be used for wall flashing on any 20 Year Warranted TPO applications; vertical substrates must be primed with GenFlex Clear Primer.

Inside & Outside Corners:

GenFlex TPO Pre-Molded Corners or TPO Reinforced Outside Corners **required**. **Field fabricated flashing, using Non-Reinforced TPO flashing is not acceptable.**

Metal Edging:

If metalwork is to be included in warranty coverage, please contact the GenFlex Technical Department for requirements. An additional charge for warranty coverage may apply.

Warranty Fee:

\$0.10 per ft² (Minimum charge of \$750)

Contractor Requirement:

Contractor must have Q3 status, be in good standing with GenFlex, and be approved for appropriate installation.

- GenFlex warranty coverage extends only to GenFlex products or products accepted in writing by GenFlex for warranty coverage. Each project must be individually reviewed by a GenFlex Technical Department representative PRIOR to bid, and a GenFlex Pre-Job Survey Form, including roof drawing, must be completed in full and submitted to the GenFlex Technical Department.
- The standard warranty is for buildings up to 50' (15.24 m) high and is limited to maximum wind speed of 54 mph (86.90 kmh) peak wind gust as measured 32.8' (10 m) above ground level.
- For other applicable information concerning FM codes, UL listings, quality assurance, acceptable products and installation procedures, please consult the applicable GenFlex Roofing Systems Specifications manual, or call the GenFlex Technical Department at 800-443-4272.

For the latest sample warranties and our most current published Warranty Requirements, please visit www.genflex.com



250 West 96th Street, Suite 150
Indianapolis, IN 46260
Tel: 800-443-4272

WARRANTY QUICK REFERENCE

90 mph

**Peak Wind Gust Warranty
EPDM or TPO Fully Adhered**

Supporting Structure:

It is the responsibility of the building owner or building owner's representative to determine that the building structure is suitable to receive the proposed GenFlex roofing system with high wind speed enhancements.

Construction Type:

All projects must be new construction or reroof with complete tear-off to the deck. Refer to current GenFlex specifications.

Acceptable Membranes:

Any GenFlex EPDM, TPO membrane

Insulation:

GenFlex Polyiso, minimum thickness 2" (50.80 mm) or GenFlex Polyiso, minimum thickness 1 1/2" (38.10 mm) with 1/4" (6.35 mm) DensDeck overlay.

Insulation Attachment:

GenFlex fasteners required, minimum #14 for steel, wood, or structural concrete decks. GenFast CD-10 fasteners acceptable for structural concrete decks. Fastening rate per 4' x 8' (1.22 x 2.44 m) board: field 16; perimeter 24; corners 32. Consult GenFlex Technical Advisor for perimeter and corner enhancement requirements. Contractor must submit a Wind Design Request Form to the GenFlex Technical Department for review **prior** to bid.


Membrane/Base Attachment:

GenFlex fasteners required

Acceptable Decks:

- A) Steel – 22 gauge (0.76 mm) or heavier
- B) Structural Concrete – rated 3000 psi (20.68 MPa) or greater
- C) Wood Plank – 3/4" (19.05 mm)*
- D) Plywood – 3/4" (19.05 mm) APA rated exterior grade CDX plywood*

*Pullout test required on decks C & D



Seaming/Splicing:

EPDM: 3" (76.20 mm) Seam Tape in all seams, end laps, and flashing splices

TPO: 1 1/2" (38.10 mm) single hot air welded seams & end laps

Flashing:

EPDM: Cover tape for all metal flashing or stripping; Peel & Stick™ T-Joint Covers and Peel & Stick™ Pipe Boots recommended, or field fabricate with GenFlex flashing.

TPO: Pre-molded accessories required

Inside & Outside Corners:

EPDM: Peel & Stick™ EPDM Corners or double wrapped uncured flashing

TPO: Pre-molded accessories required

Metal Edging:

GenFlex metal only.

Warranty Fee:

- ▼ 10 Year Roof System Warranty: \$0.06 per ft² (Minimum charge of \$800)
- ▼ 15 Year Roof System Warranty: \$0.10 per ft² (Minimum charge of \$1,300)
- ▼ 20 Year Roof System Warranty: \$0.14 per ft² (Minimum charge of \$1,400)

Contractor Requirement:

Contractor must be in good standing with GenFlex and approved for appropriate installation.

Special Requirement:

For wind speed greater than 54 mph, contractor must submit a Wind Design Request Form to the GenFlex Technical Advisor for review **prior** to bid.

- ▼ GenFlex warranty coverage extends only to GenFlex products or products accepted in writing by GenFlex for warranty coverage. Each project must be individually reviewed by a GenFlex Technical Department representative PRIOR to bid, and a GenFlex Pre-Job Survey Form, including roof drawing, must be completed in full and submitted to the GenFlex Technical Department.
- ▼ The standard warranty is for buildings up to 50' (15.24 m) high and is limited to maximum wind speed of 54 mph (86.90 kmh) peak wind gust as measured 32.8' (10 m) above ground level.
- ▼ For other applicable information concerning FM codes, UL listings, quality assurance, acceptable products and installation procedures, please consult the applicable GenFlex Roofing Systems Specifications manual, or call the GenFlex Technical Department at 800-443-4272.

For the latest sample warranties and our most current published Warranty Requirements, please visit www.genflex.com



250 West 96th Street, Suite 150
Indianapolis, IN 46260
Tel: 800-443-4272

WARRANTY QUICK REFERENCE

100 mph

**Peak Wind Gust Warranty
EPDM or TPO Fully Adhered**

Supporting Structure:

It is the responsibility of the building owner or building owner's representative to determine that the building structure is suitable to receive the proposed GenFlex roofing system with high wind speed enhancements.

Construction Type:

All projects must be new construction or reroof with complete tear-off to the deck. Refer to current GenFlex specifications.

Acceptable Membranes:

Any GenFlex EPDM, TPO membrane

Insulation:

GenFlex Polyiso, minimum thickness 2" (50.80 mm) with 7/16" (11.11 mm) minimum OSB overlay.

Insulation Attachment:

GenFlex fasteners required, minimum #14 for steel, wood, or structural concrete decks. GenFast CD-10 fasteners acceptable for structural concrete decks. Fastening rate per 4' x 8' (1.22 x 2.44 m) board: field 18; perimeter 26; corners 36. Consult GenFlex Technical Advisor for perimeter and corner enhancement requirements. Contractor must submit a Wind Design Request Form to the GenFlex Technical Department for review **prior** to bid.

Membrane/Base Attachment:

GenFlex fasteners required

Acceptable Decks:


- A) Steel – 22 gauge (0.76 mm) or heavier
- B) Structural Concrete – rated 3000 psi (20.68 MPa) or greater
- C) Wood Plank – ¾" (19.05 mm)*
- D) Plywood – ¾" (19.05 mm) APA rated exterior grade CDX plywood*

*Pullout test required on decks C & D

Seaming/Splicing:

EPDM: 3" (76.20 mm) Seam Tape in all seams, end laps, and flashing splices

TPO: 1 ½" (38.10 mm) single hot air welded seams & end laps



Flashing:

EPDM: Cover tape for all metal flashing or stripping; Peel & Stick™ T-Joint Covers and Peel & Stick™ Pipe Boots recommended, or field fabricate with GenFlex flashing.

TPO: Pre-molded accessories required

Inside & Outside Corners:

EPDM: Peel & Stick™ EPDM Corners or double wrapped uncured flashing

TPO: Pre-molded accessories required

Metal Edging:

GenFlex metal only.

Warranty Fee:

- ▼ 10 Year Roof System Warranty: \$0.07 per ft² (Minimum charge of \$900)
- ▼ 15 Year Roof System Warranty: \$0.11 per ft² (Minimum charge of \$1,400)
- ▼ 20 Year Roof System Warranty: \$0.16 per ft² (Minimum charge of \$1,600)

Contractor Requirement:

Contractor must be in good standing with GenFlex and approved for appropriate installation.

Special Requirement:

For wind speed greater than 54 mph, contractor must submit a Wind Design Request Form to the GenFlex Technical Advisor for review **prior** to bid.

- ▼ GenFlex warranty coverage extends only to GenFlex products or products accepted in writing by GenFlex for warranty coverage. Each project must be individually reviewed by a GenFlex Technical Department representative PRIOR to bid, and a GenFlex Pre-Job Survey Form, including roof drawing, must be completed in full and submitted to the GenFlex Technical Department.
- ▼ The standard warranty is for buildings up to 50' (15.24 m) high and is limited to maximum wind speed of 54 mph (86.90 kmh) peak wind gust as measured 32.8' (10 m) above ground level.
- ▼ For other applicable information concerning FM codes, UL listings, quality assurance, acceptable products and installation procedures, please consult the applicable GenFlex Roofing Systems Specifications manual, or call the GenFlex Technical Department at 800-443-4272.

For the latest sample warranties and our most current published Warranty Requirements, please visit www.genflex.com