

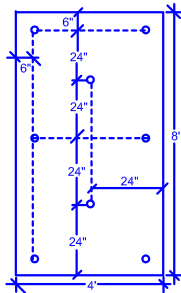
Pattern #1

For use with 2" Min.
(51 mm) GenFlex ISO
1 & 5

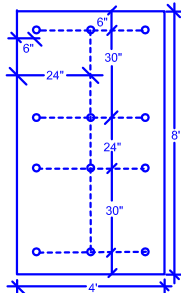
Metric Conversions:

6" = 152 mm
12" = 305 mm
18" = 457 mm
24" = 610 mm
30" = 762 mm
4' = 1.2 m
8' = 2.4 m

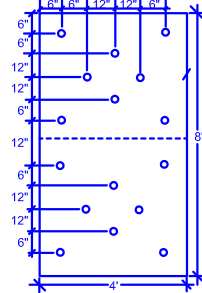
Base Pattern



Perimeter + 50%



Corner + 100%

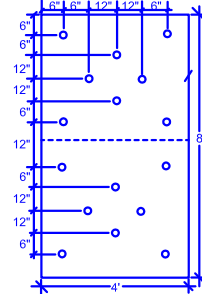
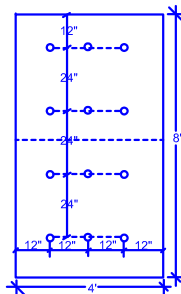
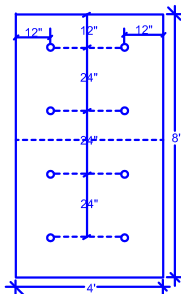


Pattern #2

For use with 2" Min.
(51 mm) GenFlex
ISO 3 and 5/8" (16
mm)
DensDeck &
DensDeck Prime

Metric Conversions:

12" = 305 mm
24" = 610 mm
4' = 1.2 m
8' = 2.4 m

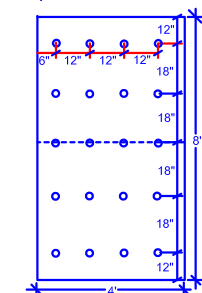
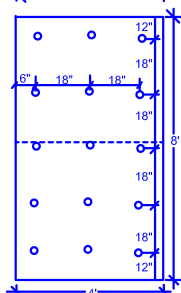
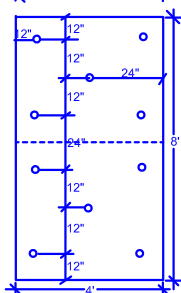


Pattern #3

For use with 1.4" Min.
(36 mm)
GenFlex ISO 5 and
1/2" (13 mm)
DensDeck &
DensDeck Prime

Metric Conversions:

6" = 152 mm
12" = 305 mm
18" = 457 mm
24" = 610 mm
4' = 1.2 m
8' = 2.4 m

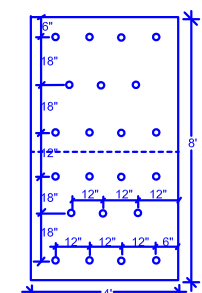
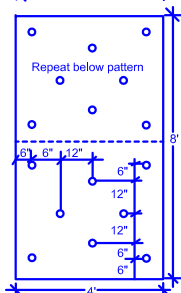
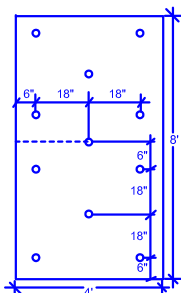


Pattern #4

For use with 1.5" Min.
(38 mm) GenFlex ISO 3
& 5 and 2" Min. (51 mm)
GenFlex ISO 2

Metric Conversions:

6" = 152 mm
12" = 305 mm
18" = 457 mm
4' = 1.2 m
8' = 2.4 m



Use this visual reference in conjunction with the **Insulation For Fully Adhered Systems** table located in the **Design Criteria** section of this manual and in the back of the **Fully Adhered Application Specification**.



Insulation Securement Patterns

EPDM Systems

ACCEPTABLE SYSTEMS:
Fully Adhered

MAXIMUM WARRANTY: **N/A**

ISSUE / REVISION
DATE:
6-25-2015

NOT TO SCALE

DETAIL NO.

ISP 1-4