



**NEMO|etc.**

Certificate of Authorization #32455  
353 Christian Street, Unit #13  
Oxford, CT 06478  
(203) 262-9245

ENGINEER

TEST

CONSULT

**P.E. EVALUATION REPORT (PEER)**

**Amrize Building Envelope LLC (GenFlex)**

26 Century Blvd  
Nashville, TN 37214  
**(317) 572-4100**

**PEER-HSP-009.A.R6**

**FL15885-R6 (NON-HVHZ)**

Date of Issuance: 08/22/2012

**Revision 6: 08/13/2025**

**SCOPE:**

This P.E. Evaluation Report (henceforth 'PEER') is issued under [Rule 61G20-3](#) and the applicable rules and regulations governing the use of construction materials in the State of Florida. The documentation submitted has been reviewed by Robert Nieminen, P.E. for compliance with the **8th Edition (2023) Florida Building Code** [sections noted herein](#).

**DESCRIPTION: GenFlex EZ TPO Roof Systems (NON-HVHZ)**

**LABELING:** Labeling shall be in accordance with the requirements of the Accredited Quality Assurance Agency noted herein.


**CONTINUED COMPLIANCE:** This PEER is valid until such time as the named product(s) changes, the referenced Quality Assurance or production facility location(s) changes, or Code provisions that relate to the product(s) change. Acceptance of our PEERs by the named client constitutes agreement to notify NEMO ETC, LLC of any changes to the product(s), the Quality Assurance or the production facility location(s). NEMO ETC, LLC requires a complete review of its PEER relative to updated Code requirements with each Code Cycle.

**ADVERTISEMENT:** "NEMO P.E. Evaluated" may be displayed in advertising literature. If any portion of the PEER is displayed, then it shall be in its entirety.

**INSPECTION:** Upon request, a copy of this entire PEER shall be provided to the user by the manufacturer or its distributors and shall be available for inspection at the job site at the request of the Building Official.

This PEER consists of pages 1 through 4, plus an 76-page Appendix.

**Prepared by:**



**CERTIFICATION OF INDEPENDENCE:**

1. NEMO ETC, LLC does not have, nor does it intend to acquire or will it acquire, a financial interest in any company manufacturing or distributing products it evaluates.
2. NEMO ETC, LLC is not owned, operated or controlled by any company manufacturing or distributing products it evaluates.
3. Robert Nieminen, P.E. does not have nor will acquire, a financial interest in any company manufacturing or distributing products for which the PEERs are being issued.
4. Robert Nieminen, P.E. does not have, nor will acquire, a financial interest in any other entity involved in the approval process of the product.
5. This is a building code evaluation. Neither NEMO ETC, LLC nor Robert Nieminen, P.E. are, in any way, the Designer of Record for any project on which this PEER, or previous versions thereof, is/was used for permitting or design guidance unless retained specifically for that purpose.

**ROOFING SYSTEMS EVALUATION:**

**1. SCOPE:**

**Product Category:** Roofing  
**Sub-Category:** Single Ply Roof Systems  
**Product Approval Method:** Method 1, Option D: Codified Material, Evaluation by Engineer  
**Compliance Statement:** GenFlex EZ TPO Roof Systems, as produced by Amrize Building Envelope LLC (GenFlex), have demonstrated compliance with the following sections of the **8th Edition (2023) Florida Building Code** through testing in accordance with the following Standards. Compliance is subject to the [Installation Requirements](#) and [Limitations of Use](#) set forth herein.

**2. STANDARDS:**

SECTION	PROPERTY	STANDARD
1504.3.1	Wind resistance	FM 4474
1504.3.1	Wind resistance	UL 1897
1504.6	Physical properties	ASTM G155
1504.7	Impact resistance	FM 4470
1508.2	Material standard	ASTM C1289
1507.12.2	Material standard	ASTM D6878

**3. REFERENCES:**

ENTITY	EXAMINATION	REFERENCE	DATE
NEMO	PEER	PEER-HSP-008.A.R18	08/17/2023
FM Approvals (CER1840)	Traceability	Private Label Agreement	06/04/2012
UL, LLC (QUA9625)	Quality Control	Service Confirmation	10/21/2022
UL, LLC (QUA9625)	Quality Control	Florida BCIS	Current

**4. PRODUCT DESCRIPTION:**

This PEER covers **GenFlex EZ TPO Roof Systems** installed in accordance with **Amrize Building Envelope LLC (GenFlex)** published installation instructions and the [Limitations of Use](#) herein.

TYPE	PRODUCT		MATERIAL STANDARD			PLANT(s)
			REFERENCE	TYPE	GRADE	
ROOF COVER OR CAP PLY	EZ TPO	45, 60, 80-mil	ASTM D6878	N/A	N/A	Tuscumbia, AL Wellford, SC
	EZ Fleece Backed TPO	50, 60, 80-mil	ASTM D6878	N/A	N/A	Tuscumbia, AL
	EZ TPO Peel and Stick	60-mil	ASTM D6878	N/A	N/A	Tuscumbia, AL

PRODUCT	MATERIAL STANDARD, ASTM C1289			DIMENSIONAL OFFERING		PLANT(s)
	TYPE	CLASS	GRADE	THICK (IN)	DIMENSIONS (FT)	
GenFlex GL ISO	II	1	2	0.5 to 4.5	4x4 or 4x8	Jacksonville, FL
GenFlex CG ISO	II	2	2	1 to 4	4x4 or 4x8	
GenFlex HD ISO	II	4	1	0.5	4x4 or 4x8	

## 5. LIMITATIONS:

- 5.1 This is a building code evaluation. Neither NEMO ETC, LLC nor Robert Nieminen, P.E. are, in any way, the Designer of Record for any project on which this PEER, or previous versions thereof, is/was used for permitting or design guidance. PEERs are not to be construed as representing any attributes not specifically listed, nor are PEERs to be construed as an endorsement of the subject, or a recommendation for its use. There is no warranty by NEMO ETC, LLC or Robert Nieminen, P.E., express or implied, as to any finding or other matter in this PEER, or as to any product covered by the PEER.
- 5.2 This PEER is not for use in FBC High Velocity Hurricane Zone jurisdictions, as defined in FBC Chapter 2 (Broward and Miami-Dade Counties).
- 5.3 This PEER pertains to above-deck roof components. Roof decks and structural members shall be in accordance with FBC requirements to the satisfaction of the Authority Having Jurisdiction.
- 5.4 This PEER does not include evaluation of fire classification. Refer to **FBC 1505** for requirements and limitations regarding roof assembly fire classification. Refer to **FBC 2603** for requirements and limitations concerning the use of foam plastic insulation.
- 5.5 This PEER does not include evaluation of roof edge termination. Refer to **FBC 1504.5** for requirements and limitations regarding edge securement for low-slope roofs.
- 5.6 Refer to **FBC 1511** for requirements and limitations regarding recover installations.
- 5.6.1 For mechanically attached components over existing roof decks, fasteners shall be tested in the existing deck for withdrawal resistance. A qualified design professional shall review the data for comparison to the minimum requirements for the system. Testing shall be in accordance with [ANSI/SPRI FX-1](#) or [Testing Application Standard TAS 105](#).
- 5.6.2 For bonded insulation or membrane over existing substrates in a re-roof (tear off) or recover installation, the existing deck or existing roof surface shall be examined for compatibility with the adhesive to be installed. If any surface conditions exist that bring system performance into question, field uplift testing in accordance with [ANSI/SPRI IA-1](#), [ASTM E907](#), [FM Loss Prevention Data Sheet 1-52](#) or [Testing Application Standard TAS 124](#) shall be conducted on mock-ups of the proposed new roof assembly.
- 5.6.3 For bonded insulation or membrane over existing substrates in a recover installation, the existing roof system shall be capable of resisting project design pressures on its own merit to the satisfaction of the Authority Having Jurisdiction, as documented through field uplift testing in accordance with [ASTM E907](#), [FM Loss Prevention Data Sheet 1-52](#) or [Testing Application Standard TAS 124](#).
- 5.7 Refer to Appendix 1 for system attachment requirements for wind load resistance.
- 5.7.1 “MDP” = Maximum Design Pressure is the result of testing for wind load resistance based on allowable wind loads, and reflects the ultimate passing pressure divided by 2 (the 2 to 1 margin of safety per **FBC 1504.9** has already been applied). Refer to **FBC 1609** for determination of design wind loads.
- 5.7.2 For mechanically attached components or partially-bonded insulation, the maximum design pressure for the selected assembly shall meet or exceed at least the Zone 1 PRIME design pressure determined in accordance with **FBC Chapter 16**. Elevated pressure zones shall employ an attachment density designed by a qualified design professional to resist the elevated pressure criteria. Commonly used methods are [ANSI/SPRI WD1](#), [FM Loss Prevention Data Sheet 1-29](#), [Roofing Application Standard RAS 117](#) or [RAS 137](#). Assemblies marked with an asterisk\* carry the limitations set forth in **Section 2.2.10.1 of FM Loss Prevention Data Sheet 1-29 (February 2020)** for Zone 2/3 enhancements.
- 5.7.3 For assemblies with all components fully bonded in place, the maximum design pressure for the selected assembly shall meet or exceed critical design pressure determined in accordance with **FBC Chapter 16**. No rational analysis is permitted for these systems.

- 5.8 All components in the roof assembly shall have quality assurance audit in accordance with F.A.C. [Rule 61G20-3](#). Refer to the Product Approval of the component manufacturer for components listed in Appendix 1 that are produced by a Product Manufacturer other than the report holder on [Page 1](#) of this PEER.

**6. INSTALLATION:**

**GenFlex EZ TPO Roof Systems** shall be installed in accordance with **Amrize Building Envelope LLC (GenFlex)** published installation instructions, subject to the [Limitations of Use](#) noted herein.

**7. BUILDING PERMIT REQUIREMENTS:**

As required by the Building Official or Authority Having Jurisdiction to properly evaluate the installation of this product.

**8. MANUFACTURING PLANTS:**

Contact the named QA entity for manufacturing facilities covered by F.A.C. [Rule 61G20-3](#) QA requirements. Refer to [Section 4](#) herein for products and production locations having met codified material standards.

**9. QUALITY ASSURANCE ENTITY:**

[UL, LLC – \(QUA9625\)](#): (360) 817-5512; [bsai.inspections@ul.com](mailto:bsai.inspections@ul.com)

**- THE 76-PAGES THAT FOLLOW FORM PART OF THIS PEER -**

**APPENDIX 1: ATTACHMENT REQUIREMENTS FOR WIND UPLIFT RESISTANCE**

TABLE	DECK	APPLICATION	TYPE	DESCRIPTION	PAGE
<a href="#">1A</a>	Wood	New, Reroof (Tear-Off), Recover	C-1	Mechanically Attached Insulation, Bonded Roof Cover	6
<a href="#">1B</a>	Wood	New, Reroof (Tear-Off), Recover	C-2	Induction Welded Roof Cover	9
<a href="#">1C</a>	Wood	New, Reroof (Tear-Off), Recover	D-1	Insulated, Mechanically Attached Roof Cover (stress plates)	10
<a href="#">1D</a>	Wood	New, Reroof (Tear-Off), Recover	D-1	Insulated, Mechanically Attached Roof Cover (batten strips)	10
<a href="#">1E</a>	Wood	New, Reroof (Tear-Off), Recover	E-1	Non-Insulated, Mechanically Attached Roof Cover	11
<a href="#">1F</a>	Wood	New, Reroof (Tear-Off)	F	Non-Insulated, Bonded Roof Cover	11
<a href="#">2A</a>	Steel	New or Reroof (Tear-Off)	A-1	Bonded Insulation, Bonded Roof Cover	12
<a href="#">2B</a>	Steel	New or Reroof (Tear-Off)	A-1	Bonded Vapor Barrier, Bonded Insulation, Bonded Roof Cover	12
<a href="#">2C</a>	Steel	New or Reroof (Tear-Off)	A-1	Bonded Thermal Barrier, Bonded Vapor Barrier, Bonded Insulation, Bonded Roof Cover	13
<a href="#">2D</a>	Steel or Structural concrete	New, Reroof (Tear-Off), Recover	B-1	Mechanically Attached Base Insulation, Bonded Top Insulation, Bonded Roof Cover	13
<a href="#">2E</a>	Steel or Structural concrete	New, Reroof (Tear-Off), Recover	B-2	Mechanically Attached Base Insulation, Bonded Vapor Barrier, Bonded Top Insulation, Bonded Roof Cover	13
<a href="#">2F</a>	Steel or Structural concrete	New, Reroof (Tear-Off), Recover	C-1	Mechanically Attached Insulation, Bonded Roof Cover	22
<a href="#">2G</a>	Steel or Structural concrete	New, Reroof (Tear-Off), Recover	C-2	Induction Welded Roof Cover	31
<a href="#">2H</a>	Steel or Structural concrete	New, Reroof (Tear-Off), Recover	D-1	Insulated, Mechanically Attached Roof Cover (Stress Plate)	33
<a href="#">2I</a>	Steel or Structural concrete	New, Reroof (Tear-Off), Recover	D-1	Insulated, Mechanically Attached Roof Cover (Battens)	36
<a href="#">2J</a>	Steel or Structural concrete	New, Reroof (Tear-Off), Recover	D-2	Insulated, Mechanically Attached Base Sheet, Bonded Roof Cover	39
<a href="#">3A</a>	Structural concrete	New, Reroof (Tear-Off)	A-1	Bonded Insulation, Bonded Roof Cover	40
<a href="#">3B</a>	Structural concrete	New, Reroof (Tear-Off)	F	Non-Insulated, Bonded Roof Cover	50
<a href="#">4A</a>	Deck with Lightweight Concrete	New, Reroof (Tear-Off)	A-1	Bonded Insulation, Bonded Roof Cover	61
<a href="#">4B</a>	Deck with Lightweight Concrete	New, Reroof (Tear-Off)	F	Non-Insulated, Bonded Roof Cover	61
<a href="#">5A</a>	Cementitious Wood Fiber	Reroof (Tear-Off)	A-1	Bonded Insulation, Bonded Roof Cover	63
<a href="#">5B</a>	Cementitious Wood Fiber	Reroof (Tear-Off)	A-2	Mechanically Attached Anchor Sheet, Bonded Insulation, Bonded Roof Cover	63
<a href="#">6A</a>	Existing Gypsum	Reroof (Tear-Off)	A-1	Bonded Insulation, Bonded Roof Cover	65
<a href="#">6B</a>	Existing Gypsum	Reroof (Tear-Off)	A-2	Mechanically Attached Anchor Sheet, Bonded Insulation, Bonded Roof Cover	75
<a href="#">6C</a>	Existing Gypsum	Reroof (Tear-Off)	F	Non-Insulated, Bonded Roof Cover	66
<a href="#">7A</a>	Various	Recover	A-1	Bonded Insulation, Bonded Roof Cover	67
<a href="#">7B</a>	Steel	Recover	C-2	Induction Welded Roof Cover	75
<a href="#">7C</a>	Steel	Recover	D-1	Insulated, Mechanically Attached Roof Cover	75
<a href="#">7D</a>	Steel	Recover	D-1	Insulated, Mechanically Attached Roof Cover (RMA Strips)	76
<a href="#">7E</a>	Steel	Recover	E-1	Non-Insulated, Mechanically Attached Roof Cover	76
<a href="#">7F</a>	Various	Recover	F	Non-Insulated, Bonded Roof Cover	76

**The following notes apply to the systems outlined herein:**

- The roof system evaluation herein pertains to above-deck roof components. Roof decks and structural members shall be in accordance with FBC requirements to the satisfaction of the Authority Having Jurisdiction.
- Unless otherwise noted, fasteners and stress plates shall be as follows. Fastener shall be of sufficient length for the following engagements:

FASTENER/PLATE OPTIONS			
DECK TYPE	BY	PARTS	MINIMUM ENGAGEMENT
Wood	GenFlex	GenFast AP Fastener or GenFlex Heavy Duty Fastener with GenFast 3" Round Insulation Plate	Minimum ¾-inch plywood penetration or minimum 1-inch wood plank embedment
Steel	GenFlex	GenFast AP Fastener or GenFlex Heavy Duty Fastener with GenFast 3" Round Insulation Plate	Minimum ¾-inch steel penetration and engage the top flute of the steel deck
Structural Concrete	GenFlex	GenFlex Heavy Duty Fastener or GenFast Concrete Drive Fastener with GenFast 3" Round Insulation Plate	Minimum 1-inch embedment. Fastener installed with a pilot hole in accordance with the fastener manufacturer's published installation instructions

- 3 Unless otherwise noted, insulation may be any one layer or combination of FBC Approved (Local or Statewide) board(s) that meet FBC 1505 and, for foam plastic, FBC Chapter 26, when installed with the roof cover.
- 4 Minimum 200 psi, minimum 2-inch thick FBC Approved lightweight insulating concrete may be substituted for, or installed below, rigid insulation board for System Types B-1, C-1, C-2, D-1 or D-2, whereby fasteners are installed through the lightweight insulating concrete to engage the structural deck. The structural deck shall be of equal or greater type, thickness and strength to the steel and structural concrete deck listings. Roof decks and structural members shall be in accordance with FBC requirements to the satisfaction of the Authority Having Jurisdiction. This is a wind uplift resistance allowance and does not purport to address non-wind-uplift-related issues, such as deck venting or moisture levels within the LWIC and the potential effect on overlying components.
- 5 Preliminary insulation attachment: Unless otherwise noted, use FBC Approved roofing fasteners and plates and refer to Section 2.2.10.1.3 of [FM Loss Prevention Data Sheet 1-29](#).
- 6 Unless otherwise noted, insulation adhesive application rates are as follows.
  - Ribbon or bead width is at the time of application; the ribbons/beads shall expand as noted in the manufacturer’s published instructions.
  - If applying hot asphalt to concrete deck, deck shall be primed with ASTM D41 primer.
  - When multiple layers(s) of insulation and/or coverboard are installed in ribbon-applied adhesive, board joints shall be staggered.
  - The maximum edge distance from the adhesive ribbon to the edge of the insulation board shall be not less than one-half the specified ribbons spacing.

INSULATION ADHESIVE REFERENCES				
By	ADHESIVE	REFERENCE	FBC FILE OR NOA	MINIMUM RATE
GenFlex	GenFlex I.S.O. Bond Insulation Adhesive	GF-ISO-BOND	N/A	Continuous 0.75 to 1-inch ribbons, 12-inch o.c. (PaceCart, SpotShot or Canister)
	GenFlex One Step Insulation Adhesive	GF-OSIA	N/A	Continuous 0.5 to 0.75-inch ribbons, 12-inch o.c.
	Quick Dual	N/A	NOA 25-0505.05	Continuous 0.75-inch ribbons, 12-inch o.c. Note: Quick Dual may be used where GF-ISO-BOND is referenced herein for insulation securement.
ICP Construction, Inc.	APOC Polyset Commercial Roof Adhesive	Polyset CRA	FL1365 NOA 23-0718.11	Continuous 2.5-3.5-inch ribbons, 12-inch o.c.
Generic, ASTM D312, Type IV	hot asphalt	N/A	N/A	Full coverage at 25-30 lbs/square

- 7 Unless otherwise noted, all insulations are flat-stock or taper board of the minimum thickness noted. Tapered polyisocyanurate at the following thickness limitations may be substituted with the following Maximum Design Pressure (MDP) limitations. In no case shall these values be used to ‘increase’ the MDP listings in the tables; rather if MDP listing below meets or exceeds that listed for a particular system in the tables, then the thinner board listed below may be used as a drop-in for the equivalent thicker material listed in the table.

MDP LIMITATIONS FOR TAPERED POLYISOCYANURATE INSULATIONS					
ADHESIVE	INSULATION		MIN. TAPERED THICKNESS (IN)	MDP (psf)	
	LISTED PRODUCT	FBC FILE OR NOA			
GF-ISO-BOND	GenFlex ISO Insulation	N/A	0.5	-187.5	
GF-OSIA			0.5	-157.5	
Polyset CRA			1.0	-117.5	
Hot asphalt			0.5	-120.0	
GF-ISO-BOND or GF-OSIA, 12-inch o.c.			GenFlex Coated Glass Facer	0.5	-165.0
GF-ISO-BOND or GF-OSIA, 6-inch o.c.				0.5	-405.0

- 8 For adhered roof insulation and board-size: Unless otherwise noted, refer to Section 2.2.10.6.2 of [FM Loss Prevention Data Sheet 1-29](#).

- 9 For mechanically attached components or partially-bonded insulation, the maximum design pressure for the selected assembly shall meet or exceed at least the Zone 1 PRIME design pressure determined in accordance with FBC Chapter 16. Elevated pressure zones shall employ an attachment density designed by a qualified design professional to resist the elevated pressure criteria. Commonly used methods are [ANSI/SPRI WD1](#), [FM Loss Prevention Data Sheet 1-29](#), [Roofing Application Standard RAS 117](#) and [RAS 137](#). Assemblies marked with an asterisk\* carry the limitations set forth in Section 2.2.10.1 of [FM Loss Prevention Data Sheet 1-29](#) for Zone 2/3 enhancements.
- 10 For assemblies with all components fully bonded, the maximum design pressure for the selected assembly shall meet or exceed critical design pressure determined in accordance with FBC Chapter 16. No rational analysis is permitted for these systems.
- 11 For mechanically attached components over existing decks, fasteners shall be tested in the existing deck for withdrawal resistance. A qualified design professional shall review the data for comparison to the minimum requirements for the system. Testing and analysis shall be in accordance with [ANSI/SPRI FX-1](#) or [Testing Application Standard TAS 105](#).
- 12 For bonded insulation or membrane over existing substrates in a re-roof (tear off) or recover installation, the existing deck or existing roof surface shall be examined for compatibility with the adhesive to be installed. If any surface conditions exist that bring system performance into question, field uplift testing shall be conducted on mock-ups of the proposed new roof assembly. For bonded insulation or membrane over existing substrates in a recover installation, the existing roof system shall be capable of resisting project design pressures on its own merit to the satisfaction of the Authority Having Jurisdiction, as documented through field uplift testing. Field uplift testing shall be in accordance with ASTM E907, [FM Loss Prevention Data Sheet 1-52](#) or [Testing Application Standard TAS 124](#).
- 13 Refer to FBC 1511 for requirements and limitations regarding recover installations. For Structural Concrete Deck or Recover Applications using System Type C-1 the base insulation layer is optional and for System Type C-2, D-1 or D-2, the insulation is optional. Alternatively, an FBC Approved insulation board or coverboard may be used as a separation layer. Board products shall be prelim. attached prior to roof cover installation [\(Note 5\)](#). The separator component shall be documented as meeting FBC 1505 and, for foam plastic, FBC Chapter 26, when installed with the roof cover in Recover applications.
- 14 Lightweight insulating concrete (LWIC) shall be cast in accordance with FBC Section 1917 to the satisfaction of the Authority Having Jurisdiction. For systems where specific LWIC is referenced, refer to current LWIC Product Approval for specific deck construction and limitations. Unless otherwise noted, for systems where specific LWIC is not referenced, the minimum design mix shall be 300 psi. In all cases, the minimum top-coat thickness is 2-inches. For LWIC over structural concrete, reference is made to FBC Section 1917.4.1, Point 1. For “pre-existent” LWIC references, listings were established through testing over lightweight concrete cast using only foaming agent (ASTM C896), water and Portland cement (ASTM C150), with no proprietary additives, in accordance with procedures adopted by Miami-Dade BCCO (FBC CER1592). Use of these listings in new construction or re-roof (tear-off) applications is at the discretion of the Designer or Record and Authority Having Jurisdiction.
- 15 For bonded membrane applications, unless otherwise noted, refer to the following.

MEMBRANE / ADHESIVE COMBINATIONS				
GENFLEX MEMBRANE	GENFLEX ADHESIVE	REFERENCE	METHOD	RATE
EZ TPO	Quick Jet Spray Adhesive	Quick Jet	Contact (both sides)	1.75 to 2.2 lbs/sq with a 2 in. overlap to both the bottom surface of the roof cover and top surface of the substrate with a for a total of 3.5 to 4.4 lbs/sq.
EZ TPO	EZ TPO Bonding Adhesive LVOC	EZ-TPO-LVOC	Contact (both sides)	45 to 60 ft <sup>2</sup> /gal
EZ TPO	EZ TPO Bonding Adhesive LVOC 1168	EZ-TPO-LVOC-1168	Contact (both sides)	45 to 60 ft <sup>2</sup> /gal
EZ TPO	EZ TPO Bonding Adhesive	EZ-TPO-BA	Contact (both sides)	45 to 60 ft <sup>2</sup> /gal
EZ Fleece Backed TPO	Quick Jet Spray Adhesive	Quick Jet	Contact (both sides)	2.5 to 2.7 lbs/sq with a 6 in. overlap to both the bottom surface of the roof cover and top surface of the substrate for a total of 5.0 to 5.4 lbs/sq.
EZ Fleece Backed TPO	Quick Dual	Quick Dual	Wet lay (substrate)	RIBBON, X: Continuous ribbons, spaced as noted 'X' or SPATTER: Spatter-pattern at 0.32 gal/square.
EZ Fleece Backed TPO	GenFlex Fleece Backed Bonding Adhesive	FB-BA	Wet lay (substrate)	70 to 90 ft <sup>2</sup> /gal
EZ Fleece Backed TPO	EZ TPO FB Stick Adhesive	EZ-TPO-FB-Stick	Wet lay (substrate)	RIBBON, X: Continuous ¾ to 1-inch wide ribbons, spaced as noted 'X'

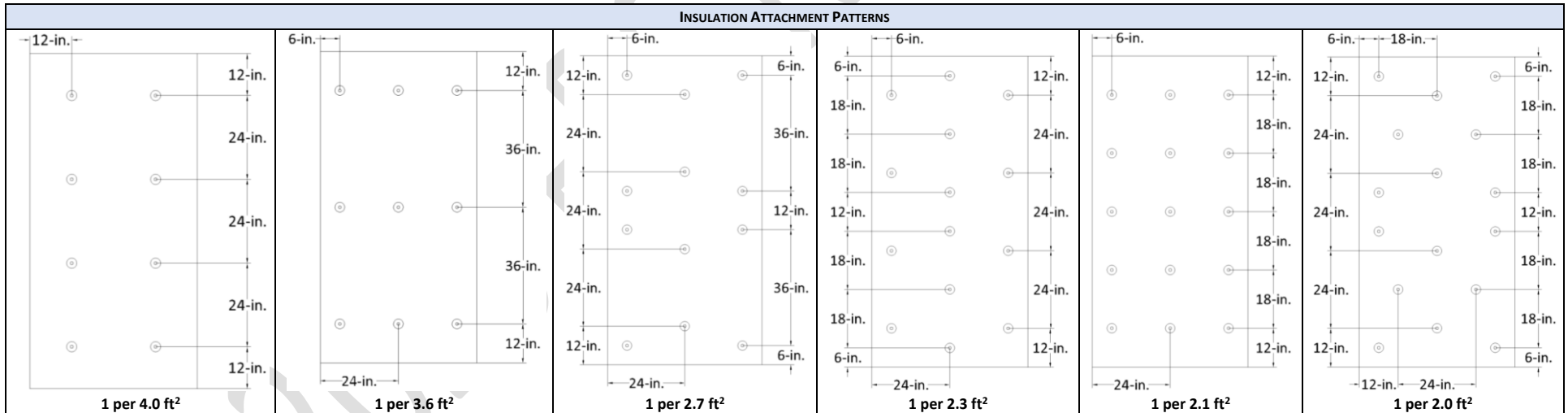
- 15A For single-ply membranes in System Type D-1 steel deck applications, the roof membrane shall be run with its length perpendicular to the steel deck flutes. For membrane attachment using batten-strips, batten-strip end laps shall be spliced with sufficient dimension to allow for minimum 2-fasteners at each batten-strip lap.
- 15B For System Type C-2 (induction weld), care shall be taken to ensure that the plates do not line-up with membrane seams. This condition may preclude proper induction welding of the membrane to the plates.

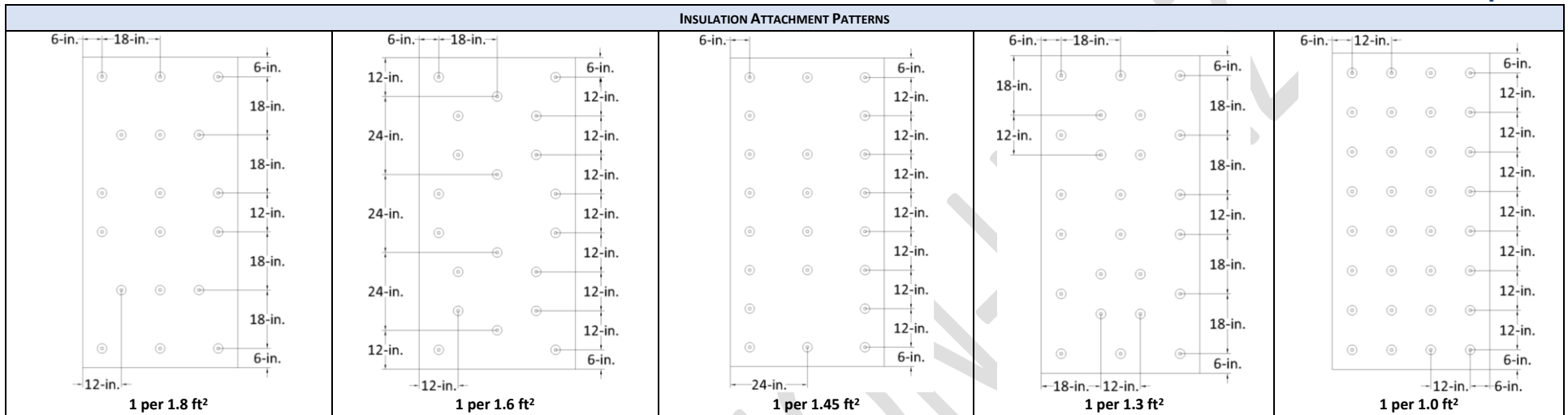
16 **Thermal Barrier and/or Vapor Barrier Options:**

16A **Structural Concrete Decks:** The lesser of the MDP listings below vs. that for the selected assembly applies.

STRUCTURAL CONCRETE DECK; VAPOR BARRIER FOLLOWED BY ADHESIVE-APPLIED INSULATION						
OPTION #	PRIMER	VAPOR BARRIER		INSULATION ADHESIVE PER <a href="#">TABLE 3A</a> (Notes 6,7,8)	MDP (psf)	
		TYPE	APPLICATION			
C-VB-1.	ASTM D41	Elevate MB Base, SBS Base, SBS PolyBase, SBS Premium Base, SBS Premium Poly Base, APP 160 COOL, APP 170 COOL		Multi-Purpose MB Cold Adhesive, 1.5-2.0 gal/sq.	Multi-Purpose MB Cold Adhesive	-67.5*
C-VB-2.	None	Elevate MB Base, SBS Base, SBS PolyBase, SBS Premium Base, SBS Premium Poly Base		LiquiGard, 1.5-2.0 gal/sq.	GF-OSIA	-240.0
C-VB-3.	ASTM D41	Elevate MB Base		GF-OSIA, 4" o.c.	GF-OSIA	-232.5
C-VB-4.	ASTM D41	1 or 2 plies Elevate Ply IV or Ply VI or 1 ply Elevate MB Base, SBS Base, SBS Polybase or SBS Premium Base		Hot asphalt	Hot asphalt	-120.0
C-VB-5.	ASTM D41	1 or 2 plies Elevate Ply IV or Ply VI or 1 ply Elevate MB Base, SBS Base, SBS Polybase or SBS Premium Base		Hot asphalt	GF-OSIA	-495.0
C-VB-6.	ASTM D41	Elevate SBS Poly Torch Base, SBS Glass Torch Base, SBS Glass Torch Base 1.5, SBS Smooth		Torch-applied	GF-OSIA	-495.0
C-VB-7.	ASTM D41	Elevate MB Base, SBS, Base, SBS PolyBase, SBS Premium Base or SBS Premium Poly Base		Hot asphalt	Quick Dual, 4-inch o.c.	-337.5
C-VB-8.	ASTM D41	Elevate SBS Poly Torch Base, SBS Glass Torch Base, SBS Glass Torch Base 1.5, SBS Smooth		Torch-applied	Quick Dual, 4-inch o.c.	-337.5
C-VB-9.	GenFlex SA-Solvent Based (SB) Primer	GenFlex Vapor Shield Membrane		Self-adhering	GF-ISO-BOND	-262.5
C-VB-10.	GenFlex SA-Solvent Based (SB) Primer	GenFlex Vapor Shield Membrane		Self-adhering	GF-OSIA	-255.0

17 Unless otherwise noted, insulation or coverboard attachment patterns for Type B-1, Type B-2, Type C-1 and C-2 systems are as outlined below:





18 For System Types B-1, B-2 and C-1 over steel deck, GenFlex Vapor Shield Membrane, self-adhered, may be installed atop the steel roof deck prior to installation of subsequent insulation components. Refer to [FM Loss Prevention Data Sheet 1-29](#) for design and installation limitations.

19 Unless otherwise noted, the following products are interchangeable within the scope of this PEER:

ACCEPTABLE ALTERNATES				
SUB-CATEGORY	MANUFACTURER	FBC FILE OR NOA	LISTED PRODUCT HEREIN	ALTERNATE
ROOFING INSULATION	GenFlex	N/A	GenFlex ISO Insulation	GenFlex GL ISO, GenFlex Coated Glass Facer or GenFlex CG ISO
			GenFlex Coated Glass Facer	GenFlex CG ISO
	Georgia-Pacific Gypsum, LLC	FL1250	DensDeck Prime	DensDeck StormX Prime Roof Board

20 "MDP" = Maximum Design Pressure is the result of testing for wind load resistance based on allowable wind loads. Refer to FBC 1609 for determination of design wind loads. ([Notes 9 and 10](#))

**TABLE 1A: WOOD DECKS - NEW CONSTRUCTION OR REROOF (TEAR-OFF) OR RECOVER  
SYSTEM TYPE C-1: MECHANICALLY ATTACHED INSULATION, BONDED ROOF COVER**

System No.	Deck <a href="#">(Note 1)</a>	Base Insulation Layer <a href="#">(Note 3, Note 13)</a>	Top Insulation Layer			Roof Cover <a href="#">(Note 15)</a>	MDP <a href="#">(psf)</a>
			Type	Fasten <a href="#">(Note 2, Note 11)</a>	Attach <a href="#">(Note 17)</a>		
<b>GENFLEX EZ TPO SYSTEMS:</b>							
W-1.	Min. 15/32-inch plywood at max 24-inch spans	(Optional) One or more layers, any combination, loose laid	Min. 1-inch GenFlex Coated Glass Facer	Note 2	1 per 4.0 ft <sup>2</sup>	EZ TPO / Quick Jet, EZ-TPO-LVOC, EZ-TPO-LVOC-1168 or EZ-TPO-BA	-30.0*
W-2.	Min. 19/32-inch plywood at max 24-inch spans	(Optional) One or more layers, any combination, loose laid	Min. 2-inch GenFlex ISO Insulation	Note 2	1 per 1.8 ft <sup>2</sup>	EZ TPO / Quick Jet, EZ-TPO-LVOC-1168 or EZ-TPO-BA	-45.0
W-3.	Min. 15/32-inch plywood at max 24-inch spans	(Optional) One or more layers, any combination, loose laid	Min. 1-inch GenFlex Coated Glass Facer	Note 2	1 per 2.7 ft <sup>2</sup>	EZ TPO / Quick Jet, EZ-TPO-LVOC, EZ-TPO-LVOC-1168 or EZ-TPO-BA	-45.0*
W-4.	Min. 15/32-inch plywood at max 24-inch spans	(Optional) One or more layers, any combination, loose laid	Min. 1-inch GenFlex Coated Glass Facer	Note 2	1 per 1.6 ft <sup>2</sup>	EZ TPO / Quick Jet, EZ-TPO-LVOC, EZ-TPO-LVOC-1168 or EZ-TPO-BA	-45.0
W-5.	Min. 15/32-inch plywood at max 24-inch spans	(Optional) One or more layers, any combination, loose laid	Min. 0.5-inch GenFlex HD ISO	Note 2	1 per 2.7 ft <sup>2</sup>	EZ TPO / Quick Jet, EZ-TPO-LVOC, EZ-TPO-LVOC-1168 or EZ-TPO-BA	-45.0*
W-6.	Min. 15/32-inch plywood at max 24-inch spans	(Optional) One or more layers, any combination, loose laid	Min. 0.5-inch SECUROCK Gypsum-Fiber Roof Board	Note 2	1 per 4.0 ft <sup>2</sup>	EZ TPO / Quick Jet, EZ-TPO-LVOC, EZ-TPO-LVOC-1168 or EZ-TPO-BA	-45.0*
W-7.	Min. 15/32-inch plywood at max 24-inch spans	(Optional) One or more layers, any combination, loose laid	Min. 0.5-inch DEXcell FA Glass Mat Roof Board or min. 7/16-inch DEXcell Cement Roof Board	Note 2	1 per 4.0 ft <sup>2</sup>	EZ TPO / Quick Jet, EZ-TPO-LVOC, EZ-TPO-LVOC-1168 or EZ-TPO-BA	-45.0*
W-8.	Min. 7/16-inch APA rated OSB at max. 24-inch o.c.	(Optional) One or more layers, any combination, loose laid	Min. 0.25-inch DensDeck Prime	Note 2	1 per 2.7 ft <sup>2</sup>	EZ TPO / Quick Jet, EZ-TPO-LVOC, EZ-TPO-LVOC-1168 or EZ-TPO-BA	-45.0*
W-9.	Min. 7/16-inch APA rated OSB at max. 24-inch o.c.	(Optional) One or more layers, any combination, loose laid	Min. 7/16-inch DEXcell Cement Roof Board	Note 2	1 per 2.7 ft <sup>2</sup>	EZ TPO / Quick Jet, EZ-TPO-LVOC, EZ-TPO-LVOC-1168 or EZ-TPO-BA	-45.0*
W-10.	Min. 23/32-inch plywood at max 24-inch spans	(Optional for Recover) Min. 1.5-inch thick, one or more layers, any combination, loose laid	Min. 0.25-inch DensDeck Prime	Note 2	1 per 2.7 ft <sup>2</sup>	EZ TPO / Quick Jet, EZ-TPO-LVOC or EZ-TPO-BA	-45.0*
W-11.	Min. 23/32-inch plywood at max 24-inch spans	(Optional for Recover) Min. 1.5-inch thick, one or more layers, any combination, loose laid	Min. 7/16-inch DEXcell Cement Roof Board	Note 2	1 per 2.7 ft <sup>2</sup>	EZ TPO / Quick Jet, EZ-TPO-LVOC, EZ-TPO-LVOC-1168 or EZ-TPO-BA	-45.0*
W-12.	Min. 19/32-inch APA rated plywood or min. 7/16-inch APA rated OSB at max. 24-inch o.c.	(Optional) One or more layers, any combination, loose laid	Min. 0.25-inch DensDeck Prime, DEXcell FA Glass Mat Roof Board or SECUROCK Gypsum-Fiber Roof Board or min. 7/16-inch DEXcell Cement Roof Board	Note 2	1 per 2.13 ft <sup>2</sup>	EZ TPO / Quick Jet, EZ-TPO-LVOC, EZ-TPO-LVOC-1168 or EZ-TPO-BA	-45.0*
W-13.	Min. 15/32-inch APA rated plywood at max. 24-inch o.c.	(Optional) One or more layers, any combination, loose laid	Min. 0.25-inch SECUROCK Gypsum-Fiber Roof Board or DEXcell FA Glass Mat Roof Board or min. 7/16-inch DEXcell Cement Roof Board	Note 2	1 per 1.6 ft <sup>2</sup>	EZ TPO / Quick Jet, EZ-TPO-LVOC, EZ-TPO-LVOC-1168 or EZ-TPO-BA	-45.0
W-14.	Min. 19/32-inch plywood at max 24-inch spans	(Optional) One or more layers, any combination, loose laid	Min. 0.5-inch DensDeck or DensDeck Prime	Note 2	1 per 1.6 ft <sup>2</sup>	EZ TPO / Quick Jet, EZ-TPO-LVOC-1168 or EZ-TPO-BA	-45.0
W-15.	Min. 15/32-inch APA rated plywood at max. 24-inch o.c.	(Optional) One or more layers, any combination, loose laid	Min. 0.5-inch SECUROCK Gypsum-Fiber Roof Board	Note 2	1 per 2.13 ft <sup>2</sup>	EZ TPO / Quick Jet, EZ-TPO-LVOC, EZ-TPO-LVOC-1168 or EZ-TPO-BA	-52.5

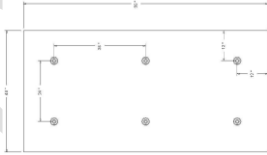

**TABLE 1A: WOOD DECKS - NEW CONSTRUCTION OR REROOF (TEAR-OFF) OR RECOVER  
SYSTEM TYPE C-1: MECHANICALLY ATTACHED INSULATION, BONDED ROOF COVER**

System No.	Deck ( <a href="#">Note 1</a> )	Base Insulation Layer ( <a href="#">Note 3</a> , <a href="#">Note 13</a> )	Top Insulation Layer			Roof Cover ( <a href="#">Note 15</a> )	MDP (psf)
			Type	Fasten ( <a href="#">Note 2</a> , <a href="#">Note 11</a> )	Attach ( <a href="#">Note 17</a> )		
W-16.	Min. 15/32-inch plywood at max 24-inch spans	(Optional) One or more layers, any combination, loose laid	Min. 0.5-inch SECUROCK Gypsum-Fiber Roof Board	Note 2	1 per 1.8 ft <sup>2</sup>	EZ TPO / Quick Jet, EZ-TPO-LVOC, EZ-TPO-LVOC-1168 or EZ-TPO-BA	-67.5
<b>GENFLEX EZ FLEECE BACKED TPO / HOT ASPHALT SYSTEMS:</b>							
W-17.	Min. 7/16-inch APA rated OSB at max. 24-inch o.c.	(Optional) One or more layers, any combination, loose laid	Min. 0.25-inch DensDeck Prime	Note 2	1 per 2.7 ft <sup>2</sup>	EZ Fleece Backed TPO / hot asphalt (full coverage)	-45.0*
W-18.	Min. 19/32-inch APA rated plywood or min. 7/16-inch APA rated OSB at max. 24-inch o.c.	(Optional) One or more layers, any combination, loose laid	Min. 0.25-inch DensDeck Prime or SECUROCK Gypsum-Fiber Roof Board	Note 2	1 per 2.13 ft <sup>2</sup>	EZ Fleece Backed TPO / hot asphalt (full coverage)	-45.0*
W-19.	Min. 15/32-inch APA rated plywood at max. 24-inch o.c.	(Optional) One or more layers, any combination, loose laid	Min. 0.25-inch SECUROCK Gypsum-Fiber Roof Board	Note 2	1 per 1.6 ft <sup>2</sup>	EZ Fleece Backed TPO / hot asphalt (full coverage)	-45.0
<b>GENFLEX EZ FLEECE BACKED TPO / QUICK JET SYSTEMS:</b>							
W-20.	Min. 7/16-inch APA rated OSB at max. 24-inch o.c.	(Optional) One or more layers, any combination, loose laid	Min. 0.25-inch DensDeck Prime	Note 2	1 per 2.7 ft <sup>2</sup>	EZ Fleece Backed TPO / Quick Jet	-45.0*
W-21.	Min. 19/32-inch APA rated plywood or min. 7/16-inch APA rated OSB at max. 24-inch o.c.	(Optional) One or more layers, any combination, loose laid	Min. 0.25-inch DensDeck Prime or SECUROCK Gypsum-Fiber Roof Board	Note 2	1 per 2.13 ft <sup>2</sup>	EZ Fleece Backed TPO / Quick Jet	-45.0*
W-22.	Min. 15/32-inch APA rated plywood at max. 24-inch o.c.	(Optional) One or more layers, any combination, loose laid	Min. 0.25-inch SECUROCK Gypsum-Fiber Roof Board	Note 2	1 per 1.6 ft <sup>2</sup>	EZ Fleece Backed TPO / Quick Jet	-45.0
<b>GENFLEX EZ FLEECE BACKED TPO / QUICK DUAL SYSTEMS:</b>							
W-23.	Min. 7/16-inch APA rated OSB at max. 24-inch o.c.	(Optional) One or more layers, any combination, loose laid	Min. 0.25-inch DensDeck Prime	Note 2	1 per 2.7 ft <sup>2</sup>	EZ Fleece Backed TPO / Quick Dual (RIBBON, 6 or SPATTER)	-45.0*
W-24.	Min. 19/32-inch APA rated plywood or min. 7/16-inch APA rated OSB at max. 24-inch o.c.	(Optional) One or more layers, any combination, loose laid	Min. 0.25-inch DensDeck Prime	Note 2	1 per 2.13 ft <sup>2</sup>	EZ Fleece Backed TPO / Quick Dual (RIBBON, 6 or SPATTER)	-45.0*
W-25.	Min. 19/32-inch APA rated plywood or min. 7/16-inch APA rated OSB at max. 24-inch o.c.	(Optional) One or more layers, any combination, loose laid	Min. 0.25-inch SECUROCK Gypsum-Fiber Roof Board	Note 2	1 per 2.13 ft <sup>2</sup>	EZ Fleece Backed TPO / Quick Dual (RIBBON, 12 or SPATTER)	-45.0*
W-26.	Min. 15/32-inch APA rated plywood at max. 24-inch o.c.	(Optional) One or more layers, any combination, loose laid	Min. 0.25-inch SECUROCK Gypsum-Fiber Roof Board	Note 2	1 per 1.6 ft <sup>2</sup>	EZ Fleece Backed TPO / Quick Dual (RIBBON, 12 or SPATTER)	-45.0
<b>GENFLEX EZ FLEECE BACKED TPO / EZ-TPO-FB-STICK SYSTEMS:</b>							
W-27.	Min. 7/16-inch APA rated OSB at max. 24-inch o.c.	(Optional) One or more layers, any combination, loose laid	Min. 0.25-inch DensDeck Prime	Note 2	1 per 2.7 ft <sup>2</sup>	EZ Fleece Backed TPO / EZ-TPO-FB-Stick (RIBBON, 12)	-45.0*

**TABLE 1A: WOOD DECKS - NEW CONSTRUCTION OR REROOF (TEAR-OFF) OR RECOVER  
SYSTEM TYPE C-1: MECHANICALLY ATTACHED INSULATION, BONDED ROOF COVER**

System No.	Deck ( <a href="#">Note 1</a> )	Base Insulation Layer ( <a href="#">Note 3</a> , <a href="#">Note 13</a> )	Top Insulation Layer			Roof Cover ( <a href="#">Note 15</a> )	MDP (psf)
			Type	Fasten ( <a href="#">Note 2</a> , <a href="#">Note 11</a> )	Attach ( <a href="#">Note 17</a> )		
W-28.	Min. 19/32-inch APA rated plywood or min. 7/16-inch APA rated OSB at max. 24-inch o.c.	(Optional) One or more layers, any combination, loose laid	Min. 0.25-inch DensDeck Prime, DEXcell FA Glass Mat Roof Board or SECUROCK Gypsum-Fiber Roof Board or min. 7/16-inch DEXcell Cement Roof Board	Note 2	1 per 2.13 ft <sup>2</sup>	EZ Fleece Backed TPO / EZ-TPO-FB-Stick (RIBBON, 12)	-45.0*
W-29.	Min. 15/32-inch APA rated plywood at max. 24-inch o.c.	(Optional) One or more layers, any combination, loose laid	Min. 0.25-inch DEXcell FA Glass Mat Roof Board or SECUROCK Gypsum-Fiber Roof Board or min. 7/16-inch DEXcell Cement Roof Board	Note 2	1 per 1.6 ft <sup>2</sup>	EZ Fleece Backed TPO / EZ-TPO-FB-Stick (RIBBON, 12)	-45.0
<b>GENFLEX EZ TPO PEEL AND STICK SYSTEMS:</b>							
W-30.	Min. 15/32-inch plywood at max 24-inch spans	(Optional) One or more layers, any combination, loose laid	Min. 1-inch GenFlex Coated Glass Facer	Note 2	1 per 4.0 ft <sup>2</sup>	EZ TPO Peel and Stick, self-adhered	-30.0*
W-31.	Min. 15/32-inch plywood at max 24-inch spans	(Optional) One or more layers, any combination, loose laid	Min. 0.5-inch SECUROCK Gypsum-Fiber Roof Board	Note 2	1 per 4.0 ft <sup>2</sup>	EZ TPO Peel and Stick, self-adhered	-37.5*
W-32.	Min. 19/32-inch plywood at max 24-inch spans	(Optional) One or more layers, any combination, loose laid	Min. 2-inch GenFlex ISO Insulation	Note 2	1 per 1.8 ft <sup>2</sup>	EZ TPO Peel and Stick, self-adhered	-45.0
W-33.	Min. 15/32-inch plywood at max 24-inch spans	(Optional) One or more layers, any combination, loose laid	Min. 1-inch GenFlex Coated Glass Facer	Note 2	1 per 2.7 ft <sup>2</sup>	EZ TPO Peel and Stick, self-adhered	-45.0*
W-34.	Min. 15/32-inch plywood at max 24-inch spans	(Optional) One or more layers, any combination, loose laid	Min. 1-inch GenFlex Coated Glass Facer	Note 2	1 per 1.6 ft <sup>2</sup>	EZ TPO Peel and Stick, self-adhered	-45.0
W-35.	Min. 15/32-inch plywood at max 24-inch spans	(Optional) One or more layers, any combination, loose laid	Min. 0.5-inch GenFlex HD ISO	Note 2	1 per 2.7 ft <sup>2</sup>	EZ TPO Peel and Stick, self-adhered	-45.0*
W-36.	Min. 7/16-inch APA rated OSB at max. 24-inch o.c.	(Optional) One or more layers, any combination, loose laid	Min. 0.25-inch DensDeck Prime	Note 2	1 per 2.7 ft <sup>2</sup>	EZ TPO Peel and Stick, self-adhered	-45.0*
W-37.	Min. 23/32-inch plywood at max 24-inch spans	(Optional for Recover) Min. 1.5-inch thick, one or more layers, any combination, loose laid	Min. 0.25-inch DensDeck Prime	Note 2	1 per 2.7 ft <sup>2</sup>	EZ TPO Peel and Stick, self-adhered	-45.0*
W-38.	Min. 19/32-inch APA rated plywood or min. 7/16-inch APA rated OSB at max. 24-inch o.c.	(Optional) One or more layers, any combination, loose laid	Min. 0.25-inch DensDeck Prime or SECUROCK Gypsum-Fiber Roof Board	Note 2	1 per 2.13 ft <sup>2</sup>	EZ TPO Peel and Stick, self-adhered	-45.0*
W-39.	Min. 15/32-inch APA rated plywood at max. 24-inch o.c.	(Optional) One or more layers, any combination, loose laid	Min. 0.25-inch SECUROCK Gypsum-Fiber Roof Board	Note 2	1 per 1.6 ft <sup>2</sup>	EZ TPO Peel and Stick, self-adhered	-45.0
W-40.	Min. 19/32-inch plywood at max 24-inch spans	(Optional) One or more layers, any combination, loose laid	Min. 0.5-inch DensDeck Prime	Note 2	1 per 1.6 ft <sup>2</sup>	EZ TPO Peel and Stick, self-adhered	-45.0
W-41.	Min. 15/32-inch APA rated plywood at max. 24-inch o.c.	(Optional) One or more layers, any combination, loose laid	Min. 0.5-inch SECUROCK Gypsum-Fiber Roof Board	Note 2	1 per 2.13 ft <sup>2</sup>	EZ TPO Peel and Stick, self-adhered	-52.5

TABLE 1A: WOOD DECKS - NEW CONSTRUCTION OR REROOF (TEAR-OFF) OR RECOVER							
SYSTEM TYPE C-1: MECHANICALLY ATTACHED INSULATION, BONDED ROOF COVER							
System No.	Deck (Note 1)	Base Insulation Layer (Note 3, Note 13)	Top Insulation Layer			Roof Cover (Note 15)	MDP (psf)
			Type	Fasten (Note 2, Note 11)	Attach (Note 17)		
W-42.	Min. 15/32-inch plywood at max 24-inch spans	(Optional) One or more layers, any combination, loose laid	Min. 0.5-inch SECUROCK Gypsum-Fiber Roof Board	Note 2	1 per 1.8 ft <sup>2</sup>	EZ TPO Peel and Stick, self-adhered	-67.5

TABLE 1B: WOOD DECKS - NEW CONSTRUCTION, REROOF (TEAR-OFF) OR RECOVER						
SYSTEM TYPE C-2: INDUCTION WELDED ROOF COVER						
System No.	Deck (Note 1)	Thermal Barrier and/or Insulation Layer (Note 3, Note 13)	Attach (Note 17)		Roof Cover (Note 15B)	MDP (psf)
			Fasten (Note 11)	Density / Pattern		
W-43.	Min. 19/32-inch APA rated OSB or plywood at max. 24-inch o.c.	Any approved thermal barrier and/or insulation, any combination	GenFlex Heavy Duty Fastener and EZ TPO InvisiWeld Plate	6 parts per 4 x 8 ft board 1 per 5.3 ft <sup>2</sup> 	EZ TPO induction welded with RhinoBond Tool in accordance with manufacturer's instructions.	-45.0*
W-44.	Min. 19/32-inch APA rated OSB or plywood at max. 24-inch o.c.	Any approved thermal barrier and/or insulation, any combination	GenFlex Heavy Duty Fastener and EZ TPO InvisiWeld Plate	8 parts per 4 x 8 ft board 1 per 4.0 ft <sup>2</sup>	EZ TPO induction welded with RhinoBond Tool in accordance with manufacturer's instructions.	-45.0*
W-45.	Min. 19/32-inch plywood at max. 24-inch spans	(Optional) Any approved thermal barrier and/or insulation, any combination, prelim. attached (Note 5)	GenFlex Heavy Duty Fastener and EZ TPO InvisiWeld Plate	Max. 6-inch o.c. in rows max. 72-inch o.c.	EZ TPO induction welded with RhinoBond Tool in accordance with manufacturer's instructions.	-52.5
W-46.	Min. 15/32-inch plywood at max. 24-inch spans	Any approved thermal barrier and/or insulation, any combination	GenFlex Heavy Duty Fastener and EZ TPO InvisiWeld Plate	12 parts per 4 x 8 ft board 1 per 2.7 ft <sup>2</sup> 	EZ TPO induction welded with RhinoBond Tool in accordance with manufacturer's instructions.	-52.5
W-47.	Code minimum plywood or OSB. Note 1	(Optional) Any approved thermal barrier and/or insulation, any combination, prelim. attached (Note 5)	GenFlex Heavy Duty Fastener and EZ TPO InvisiWeld Plate	Fastener spaced max. 6-inch o.c. in rows spaced max. 96-inch o.c. along wood structural members	EZ TPO induction welded with RhinoBond Tool in accordance with manufacturer's instructions.	-75.0
W-48.	Min. 19/32-inch plywood at max. 24-inch spans	(Optional) Any approved thermal barrier and/or insulation, any combination, prelim. attached (Note 5)	GenFlex Heavy Duty Fastener and EZ TPO InvisiWeld Plate	Max. 6-inch o.c. in rows max. 60-inch o.c.	EZ TPO induction welded with RhinoBond Tool in accordance with manufacturer's instructions.	-82.5

**TABLE 1c: WOOD DECKS - NEW CONSTRUCTION, REROOF (TEAR-OFF) OR RECOVER  
SYSTEM TYPE D-1: INSULATED, MECHANICALLY ATTACHED ROOF COVER (STRESS PLATE)**

System No.	Deck <a href="#">(Note 1)</a>	Insulation <a href="#">(Note 3, Note 13)</a>		Roof Cover			MDP <a href="#">(psf)</a>
		Type	Attach <a href="#">(Note 5)</a>	Membrane	Fasten <a href="#">(Note 11)</a>	Attach	
W-49.	Min. 7/16-inch APA rated OSB at max. 24-inch o.c.	Min. 1-inch GenFlex ISO Insulation or GenFlex Coated Glass Facer, min. 0.5-inch GenFlex HD ISO and/or min. 0.25-inch DensDeck, DensDeck Prime, SECUROCK Gypsum Fiber Roof Board	prelim. attached	EZ TPO	GenFlex Heavy Duty Fastener with GenFlex HD Seam Plate	12-inch o.c. within 6-inch wide laps spaced 42-inch o.c. Laps sealed with 1.5-inch heat weld.	-30.0*
W-50.	Min. 7/16-inch APA rated OSB at max. 24-inch o.c.	Min. 1-inch GenFlex ISO Insulation or GenFlex Coated Glass Facer, min. 0.5-inch GenFlex HD ISO and/or min. 0.25-inch DensDeck, DensDeck Prime, SECUROCK Gypsum Fiber Roof Board	prelim. attached	EZ TPO	GenFlex Heavy Duty Fastener with GenFlex HD Seam Plate	6-inch o.c. within 6-inch wide laps spaced 42-inch o.c. Laps sealed with 1.5-inch heat weld.	-45.0*
W-51.	Min. 19/32-inch APA rated OSB or plywood at max. 24-inch o.c.	Min. 1-inch GenFlex ISO Insulation or GenFlex Coated Glass Facer, min. 0.5-inch GenFlex HD ISO and/or min. 0.25-inch DensDeck, DensDeck Prime, SECUROCK Gypsum Fiber Roof Board	prelim. attached	EZ TPO	GenFlex Heavy Duty Fastener with GenFlex HD Seam Plate	24-inch o.c. within 6-inch wide laps spaced 42-inch o.c. Laps sealed with 1.5-inch heat weld.	-45.0*
W-52.	Min. 15/32-inch plywood at max. 24-inch spans	Optional min. 1-inch GenFlex ISO Insulation or GenFlex Coated Glass Facer followed by min. 0.25-inch DensDeck, DensDeck Prime or SECUROCK Gypsum-Fiber Roof Board, min. 0.5-inch GenFlex HD ISO, min. 1-inch GenFlex Coated Glass Facer or min. 1.5-inch GenFlex HD Composite ISO	prelim. attached	EZ TPO (min. 60-mil)	GenFlex Heavy Duty Fastener with GenFlex HD Seam Plate	5-inch o.c. within 6-inch wide laps spaced 114-inch o.c. Laps sealed with 1.5-inch heat weld.	-45.0
W-53.	Min. 19/32-inch plywood or wood plank at max. 24-inch spans	Min. 1.5-inch thick, one or more layers, any combination	prelim. attached	EZ TPO	GenFlex Heavy Duty Fastener with GenFlex HD Seam Plate	6-inch o.c. within 6-inch wide laps spaced 90.5-inch o.c. Laps sealed with 5-inch heat weld that encapsulates plates.	-60.0

**TABLE 1d: WOOD DECKS - NEW CONSTRUCTION OR REROOF (TEAR-OFF) OR RECOVER  
SYSTEM TYPE D-1: INSULATED, MECHANICALLY ATTACHED ROOF COVER (BATTEN STRIPS)**

System No.	Deck <a href="#">(Note 1)</a>	Insulation <a href="#">(Note 3, Note 13)</a>		Roof Cover			MDP <a href="#">(psf)</a>
		Type	Attach <a href="#">(Note 5)</a>	Membrane	Fasten <a href="#">(Note 11)</a>	Attach	
W-54.	Min. 15/32-inch plywood at max. 24-inch spans	Min. 0.5-inch thick, one or more layers, any combination	prelim. attached	EZ TPO	GenFlex TPO Peel & Stick RMA with GenFast AP Fastener with GenFast Polymer Batten Strip	GenFlex TPO Peel & Stick RMA are applied over the insulation spaced 96-inch o.c. The batten is centered over each strip and fastened 6-inch o.c. Roof cover adhered to each strip by first priming with GenFlex Clear Primer at the strip location, then rolling into place with a hand roller.	-30.0

**TABLE 1E: WOOD DECKS - NEW CONSTRUCTION, REROOF (TEAR-OFF) OR RECOVER  
SYSTEM TYPE E-1: NON-INSULATED, MECHANICALLY ATTACHED ROOF COVER**

System No.	Deck <a href="#">(Note 1)</a>	Roof Cover			MDP <a href="#">(psf)</a>
		Membrane	Fasten <a href="#">(Note 11)</a>	Attach	
W-55.	Min. 19/32-inch plywood at max. 24-inch spans	EZ TPO	GenFlex Heavy Duty Fastener with GenFlex HD Seam Plate	6-inch o.c. within 6-inch wide laps spaced 72-inch o.c. Laps sealed with 1.5-inch heat weld.	-45.0

**TABLE 1F: WOOD DECKS - NEW CONSTRUCTION, REROOF (TEAR-OFF) OR RECOVER  
SYSTEM TYPE F: NON-INSULATED, BONDED ROOF COVER**

System No.	Deck <a href="#">(Note 1)</a>	Roof Cover <a href="#">(Note 15)</a>	MDP <a href="#">(psf)*</a>
W-56.	APA rated, 7/16 CAT, 0.418 in., Exposure 1 OSB (installed smooth side up), 24-inch span	EZ TPO Peel and Stick, self-adhered	-67.5
W-57.	Min. 19/32-inch CDX plywood, 24-inch spans	EZ TPO Peel and Stick, self-adhered	-97.5

**TABLE 2A: STEEL DECKS - NEW CONSTRUCTION OR REROOF (TEAR-OFF)**  
**SYSTEM TYPE A-1: BONDED INSULATION, BONDED ROOF COVER**

System No.	Deck <a href="#">(Note 1)</a>	Base Insulation Layer		Top Insulation Layer		Roof Cover <a href="#">(Note 15)</a>	MDP <a href="#">(psf)</a>
		Type	Attach <a href="#">(Notes 6,7,8)</a>	Type	Attach <a href="#">(Notes 6,7,8)</a>		
<b>GENFLEX EZ TPO SYSTEMS:</b>							
SC-1.	Min. 22 ga., type B, Grade 33 steel	Min. 1.5-inch GenFlex ISO Insulation	GF-ISO-BOND or GF-OSIA, 12-inch o.c. along top flanges of steel deck	(Optional) Additional layers base insulation	GF-ISO-BOND or GF-OSIA	EZ TPO / Quick Jet, EZ-TPO-LVOC, EZ-TPO-LVOC-1168 or EZ-TPO-BA	-45.0*
SC-2.	Min. 22 ga., type B, Grade 33 steel	Min. 2-inch GenFlex ISO Insulation	GF-OSIA, 6-inch o.c. along top flanges of steel deck	(Optional) Additional layers base insulation	GF-OSIA, 6-inch o.c.	EZ TPO / Quick Jet, EZ-TPO-LVOC, EZ-TPO-LVOC-1168 or EZ-TPO-BA	-75.0*
<b>GENFLEX EZ TPO PEEL AND STICK SYSTEMS:</b>							
SC-3.	Min. 22 ga., type B, Grade 33 steel	Min. 1.5-inch GenFlex ISO Insulation	GF-ISO-BOND or GF-OSIA, 12-inch o.c. along top flanges of steel deck	(Optional) Additional layers base insulation	GF-ISO-BOND or GF-OSIA	EZ TPO Peel and Stick, self-adhered	-45.0*
SC-4.	Min. 22 ga., type B, Grade 33 steel	Min. 2-inch GenFlex ISO Insulation	GF-OSIA, 6-inch o.c. along top flanges of steel deck	(Optional) Additional layers base insulation	GF-OSIA, 6-inch o.c.	EZ TPO Peel and Stick, self-adhered	-75.0*

**TABLE 2B: STEEL DECKS - NEW CONSTRUCTION OR REROOF (TEAR-OFF)**  
**SYSTEM TYPE A-1: BONDED VAPOR BARRIER, BONDED INSULATION, BONDED ROOF COVER**

System No.	Deck <a href="#">(Note 1)</a>	Vapor Barrier	Base Insulation Layer		Top Insulation Layer		Roof Cover <a href="#">(Note 15)</a>	MDP <a href="#">(psf)</a>
			Type	Attach <a href="#">(Notes 6,7,8)</a>	Type	Attach <a href="#">(Notes 6,7,8)</a>		
<b>GENFLEX EZ TPO SYSTEMS:</b>								
SC-5.	Min. 22 ga., type B, Grade 33 steel	GenFlex Vapor Shield Membrane with min. 3-inch side laps self-adhered to top flanges of steel deck	Min. 1.5-inch GenFlex ISO Insulation	GF-OSIA, 12-inch o.c. along top flanges of steel deck	(Optional) Additional layers base insulation	GF-OSIA	EZ TPO / Quick Jet, EZ-TPO-LVOC, EZ-TPO-LVOC-1168 or EZ-TPO-BA	-37.5
SC-6.	Min. 22 ga., type B, Grade 33 steel	GenFlex Vapor Shield Membrane with min. 3-inch side laps self-adhered to top flanges of steel deck	Min. 1.5-inch GenFlex ISO Insulation	GF-ISO-BOND or GF-OSIA, 12-inch o.c. along top flanges of steel deck	(Optional) Additional layers base insulation	GF-ISO-BOND or GF-OSIA	EZ TPO / Quick Jet, EZ-TPO-LVOC, EZ-TPO-LVOC-1168 or EZ-TPO-BA	-45.0*
SC-7.	Min. 22 ga., type B, Grade 33 steel	GenFlex Vapor Shield Membrane with min. 3-inch side laps self-adhered to top flanges of steel deck	Min. 2-inch GenFlex ISO Insulation	GF-OSIA, 6-inch o.c. along top flanges of steel deck	(Optional) Additional layers base insulation	GF-OSIA, 6-inch o.c.	EZ TPO / Quick Jet, EZ-TPO-LVOC, EZ-TPO-LVOC-1168 or EZ-TPO-BA	-60.0*
<b>GENFLEX EZ TPO PEEL AND STICK SYSTEMS:</b>								
SC-8.	Min. 22 ga., type B, Grade 33 steel	GenFlex Vapor Shield Membrane with min. 3-inch side laps self-adhered to top flanges of steel deck	Min. 1.5-inch GenFlex ISO Insulation	GF-OSIA, 12-inch o.c. along top flanges of steel deck	(Optional) Additional layers base insulation	GF-OSIA	EZ TPO Peel and Stick, self-adhered	-37.5
SC-9.	Min. 22 ga., type B, Grade 33 steel	GenFlex Vapor Shield Membrane with min. 3-inch side laps self-adhered to top flanges of steel deck	Min. 1.5-inch GenFlex ISO Insulation	GF-ISO-BOND or GF-OSIA, 12-inch o.c. along top flanges of steel deck	(Optional) Additional layers base insulation	GF-ISO-BOND or GF-OSIA	EZ TPO Peel and Stick, self-adhered	-45.0*
SC-10.	Min. 22 ga., type B, Grade 33 steel	GenFlex Vapor Shield Membrane with min. 3-inch side laps self-adhered to top flanges of steel deck	Min. 2-inch GenFlex ISO Insulation	GF-OSIA, 6-inch o.c. along top flanges of steel deck	(Optional) Additional layers base insulation	GF-OSIA, 6-inch o.c.	EZ TPO Peel and Stick, self-adhered	-60.0

TABLE 2c: STEEL DECKS - NEW CONSTRUCTION OR REROOF (TEAR-OFF)										
SYSTEM TYPE A-1: BONDED THERMAL BARRIER, BONDED VAPOR BARRIER, BONDED INSULATION, BONDED ROOF COVER										
System No.	Deck <a href="#">(Note 1)</a>	Thermal Barrier		Vapor Barrier	Base Insulation Layer		Top Insulation Layer		Roof Cover <a href="#">(Note 15)</a>	MDP <a href="#">(psf)</a>
		Type	Attach <a href="#">(Notes 6,7,8)</a>		Type	Attach <a href="#">(Notes 6,7,8)</a>	Type	Attach <a href="#">(Notes 6,7,8)</a>		
<b>GENFLEX EZ TPO SYSTEMS:</b>										
SC-11.	Min. 22 ga., type B, Grade 33 steel	Min. 0.5-inch DensDeck Prime	GF-ISO-BOND, 12-inch o.c. along top flanges of steel deck	BASEGARD SA with min. 3-inch side laps self-adhered	Min. 0.5-inch GenFlex ISO Insulation	Hot asphalt	(Optional) Additional layers base insulation	Hot asphalt	EZ TPO / Quick Jet, EZ-TPO-LVOC, EZ-TPO-LVOC-1168 or EZ-TPO-BA	-45.0*
<b>GENFLEX EZ TPO PEEL AND STICK SYSTEMS:</b>										
SC-12.	Min. 22 ga., type B, Grade 33 steel	Min. 0.5-inch DensDeck Prime	GF-ISO-BOND, 12-inch o.c. along top flanges of steel deck	BASEGARD SA with min. 3-inch side laps self-adhered	Min. 0.5-inch GenFlex ISO Insulation	Hot asphalt	(Optional) Additional layers base insulation	Hot asphalt	EZ TPO Peel and Stick, self-adhered	-45.0*

TABLE 2d: STEEL OR STRUCTURAL CONCRETE DECKS - NEW CONSTRUCTION OR REROOF (TEAR-OFF) OR RECOVER										
SYSTEM TYPE B-1: MECHANICALLY FASTENED BASE INSULATION, BONDED TOP INSULATION, BONDED ROOF COVER										
System No.	Deck <a href="#">(Note 1)</a>	Base Insulation Layer			Top Insulation Layer		Roof Cover <a href="#">(Note 15)</a>	MDP <a href="#">(psf)</a>		
		Type	Fastener <a href="#">(Note 2, Note 11)</a>	Attach <a href="#">(Note 17)</a>	Type	Attach <a href="#">(Notes 6,7,8)</a>				
<b>GENFLEX EZ TPO SYSTEMS:</b>										
SC-13.	Min. 22 ga., type B, Grade 33 steel or min. 2,500 psi structural concrete	Min. 2-inch GenFlex ISO Insulation or GenFlex Coated Glass Facer	Note 2	1 per 4.0 ft <sup>2</sup>	Min. 0.5-inch GenFlex HD ISO	GF-ISO-BOND or GF-OSIA	EZ TPO / Quick Jet, EZ-TPO-LVOC, EZ-TPO-LVOC-1168 or EZ-TPO-BA	-37.5*		
SC-14.	Min. 22 ga., type B, Grade 33 steel or min. 2,500 psi structural concrete	Min. 1.5-inch GenFlex Coated Glass Facer	Note 2	1 per 2.7 ft <sup>2</sup>	Optional min. 1.5-inch GenFlex Coated Glass Facer followed by min. 0.5-inch Tapered GenFlex Coated Glass Facer	GF-ISO-BOND or GF-OSIA	EZ TPO / Quick Jet, EZ-TPO-LVOC, EZ-TPO-LVOC-1168 or EZ-TPO-BA	-45.0*		
SC-15.	Min. 22 ga., type B, Grade 33 steel or min. 2,500 psi structural concrete	Min. 2-inch GenFlex Coated Glass Facer	Note 2	1 per 4.0 ft <sup>2</sup>	Optional min. 1.5-inch GenFlex Coated Glass Facer followed by min. 0.5-inch Tapered GenFlex Coated Glass Facer	GF-ISO-BOND or GF-OSIA	EZ TPO / Quick Jet, EZ-TPO-LVOC, EZ-TPO-LVOC-1168 or EZ-TPO-BA	-45.0*		
SC-16.	Min. 22 ga., type B, Grade 33 steel or min. 2,500 psi structural concrete	Min. 2-inch GenFlex ISO Insulation	Note 2	1 per 4.0 ft <sup>2</sup>	Min. 1.5-inch GenFlex HD Composite ISO	GF-ISO-BOND or GF-OSIA	EZ TPO / Quick Jet, EZ-TPO-LVOC, EZ-TPO-LVOC-1168 or EZ-TPO-BA	-45.0*		
SC-17.	Min. 22 ga., type B, Grade 33 steel or min. 2,500 psi structural concrete	Min. 1.5-inch GenFlex ISO Insulation	Note 2	1 per 2.7 ft <sup>2</sup>	Min. 1.5-inch GenFlex HD Composite ISO	GF-ISO-BOND or GF-OSIA	EZ TPO / Quick Jet, EZ-TPO-LVOC, EZ-TPO-LVOC-1168 or EZ-TPO-BA	-45.0*		
SC-18.	Min. 22 ga., type B, Grade 33 steel or min. 2,500 psi structural concrete	Min. 1.5-inch GenFlex ISO Insulation	Note 2	1 per 2.0 ft <sup>2</sup>	Min. 0.5-inch GenFlex HD ISO	GF-OSIA	EZ TPO / Quick Jet, EZ-TPO-LVOC, EZ-TPO-LVOC-1168 or EZ-TPO-BA	-45.0*		

**TABLE 2D: STEEL OR STRUCTURAL CONCRETE DECKS - NEW CONSTRUCTION OR REROOF (TEAR-OFF) OR RECOVER  
SYSTEM TYPE B-1: MECHANICALLY FASTENED BASE INSULATION, BONDED TOP INSULATION, BONDED ROOF COVER**

System No.	Deck ( <a href="#">Note 1</a> )	Base Insulation Layer			Top Insulation Layer		Roof Cover ( <a href="#">Note 15</a> )	MDP (psf)
		Type	Fastener ( <a href="#">Note 2</a> , <a href="#">Note 11</a> )	Attach ( <a href="#">Note 17</a> )	Type	Attach ( <a href="#">Notes 6,7,8</a> )		
SC-19.	Min. 22 ga., type B, Grade 33 steel or min. 2,500 psi structural concrete	Min. 2-inch GenFlex ISO Insulation	Note 2	1 per 2.0 ft <sup>2</sup>	Min. 0.5-inch GenFlex HD ISO	GF-ISO-BOND	EZ TPO / Quick Jet, EZ-TPO-LVOC, EZ-TPO-LVOC-1168 or EZ-TPO-BA	-45.0*
SC-20.	Min. 22 ga., type B, Grade 33 steel or min. 2,500 psi structural concrete	Min. 1.5-inch GenFlex ISO Insulation	Note 2	1 per 2.0 ft <sup>2</sup>	Min. 0.25-inch DensDeck, DensDeck Prime or SECUROCK Gypsum-Fiber Roof Board	GF-OSIA, GF-ISO-BOND or Polyset CRA	EZ TPO / Quick Jet, EZ-TPO-BA	-45.0*
SC-21.	Min. 22 ga., type B, Grade 33 steel or min. 2,500 psi structural concrete	Min. 1.5-inch GenFlex ISO Insulation	Note 2	1 per 2.0 ft <sup>2</sup>	Min. 0.25-inch DensDeck Prime or SECUROCK Gypsum-Fiber Roof Board	GF-OSIA, GF-ISO-BOND or Polyset CRA	EZ TPO / EZ-TPO-LVOC-1168	-45.0*
SC-22.	Min. 22 ga., type B, Grade 33 steel or min. 2,500 psi structural concrete	Min. 1.5-inch GenFlex ISO Insulation	Note 2	1 per 2.0 ft <sup>2</sup>	Min. 0.25-inch DEXcell FA Glass Mat Roof Board or min. 7/16-inch DEXcell Cement Roof Board	GF-OSIA, GF-ISO-BOND	EZ TPO / Quick Jet, EZ-TPO-LVOC, EZ-TPO-LVOC-116A or EZ-TPO-BA	-45.0*
SC-23.	Min. 22 ga., type B, Grade 33 steel or min. 2,500 psi structural concrete	Min. 0.5-inch DensDeck Prime or SECUROCK Gypsum-Fiber Roof Board	Note 2	1 per 4.0 ft <sup>2</sup>	Optional min. 1.5-inch GenFlex Coated Glass Facer followed by min. 0.5-inch Tapered GenFlex Coated Glass Facer	GF-ISO-BOND or GF-OSIA	EZ TPO / Quick Jet, EZ-TPO-LVOC, EZ-TPO-LVOC-1168 or EZ-TPO-BA	-45.0*
SC-24.	Min. 22 ga., type B, Grade 33 steel or min. 2,500 psi structural concrete	Min. 0.5-inch DensDeck, DensDeck Prime or SECUROCK Gypsum-Fiber Roof Board	Note 2	1 per 2.0 ft <sup>2</sup>	Min. 1.5-inch GenFlex ISO Insulation followed by Min. 0.25-inch DensDeck Prime or SECUROCK Gypsum-Fiber Roof Board	GF-ISO-BOND or GF-OSIA	EZ TPO / Quick Jet, EZ-TPO-LVOC, EZ-TPO-LVOC-1168 or EZ-TPO-BA	-45.0*
SC-25.	Min. 22 ga., type B, Grade 33 steel or min. 2,500 psi structural concrete	Min. 0.5-inch DensDeck, DensDeck Prime or SECUROCK Gypsum-Fiber Roof Board	Note 2	1 per 2.0 ft <sup>2</sup>	Min. 1.5-inch GenFlex ISO Insulation followed by Min. 0.25-inch DEXcell FA Glass Mat Roof Board or min. 7/16-inch DEXcell Cement Roof Board	GF-ISO-BOND or GF-OSIA	EZ TPO / Quick Jet, EZ-TPO-LVOC, EZ-TPO-LVOC-116A or EZ-TPO-BA	-45.0*
SC-26.	Min. 22 ga., type B, Grade 33 steel or min. 2,500 psi structural concrete	Min. 1.5-inch GenFlex ISO Insulation	Note 2	1 per 1.6 ft <sup>2</sup>	Min. 0.5-inch DensDeck Prime or SECUROCK Gypsum-Fiber Roof Board	GF-ISO-BOND or GF-OSIA, 6-inch o.c.	EZ TPO / Quick Jet, EZ-TPO-LVOC, EZ-TPO-LVOC-1168 or EZ-TPO-BA	-60.0
SC-27.	Min. 22 ga., type B, Grade 33 steel or min. 2,500 psi structural concrete	Min. 1.5-inch GenFlex ISO Insulation	Note 2	1 per 1.6 ft <sup>2</sup>	Min. 0.5-inch DEXcell FA Glass Mat Roof Board or min. 7/16-inch DEXcell Cement Roof Board	GF-ISO-BOND or GF-OSIA, 6-inch o.c.	EZ TPO / Quick Jet, EZ-TPO-LVOC, EZ-TPO-LVOC-116A or EZ-TPO-BA	-60.0
SC-28.	Min. 22 ga., type B, 50 ksi steel or min. 2,500 psi structural concrete	Min. 1.5-inch GenFlex ISO Insulation or GenFlex Coated Glass Facer	Note 2	1 per 1.8 ft <sup>2</sup>	Min. 1.5-inch GenFlex HD Composite ISO	GF-ISO-BOND, 12-inch o.c.	EZ TPO / Quick Jet, EZ-TPO-LVOC, EZ-TPO-LVOC-1168 or EZ-TPO-BA	-60.0
SC-29.	Min. 22 ga., type B, 50 ksi steel or min. 2,500 psi structural concrete	Min. 2-inch GenFlex ISO Insulation	Note 2	1 per 1.8 ft <sup>2</sup>	Min. 0.25-inch SECUROCK Gypsum-Fiber Roof Board	GF-ISO-BOND, 6-inch o.c.	EZ TPO / Quick Jet, EZ-TPO-LVOC, EZ-TPO-LVOC-1168 or EZ-TPO-BA	-67.5

**TABLE 2D: STEEL OR STRUCTURAL CONCRETE DECKS - NEW CONSTRUCTION OR REROOF (TEAR-OFF) OR RECOVER  
SYSTEM TYPE B-1: MECHANICALLY FASTENED BASE INSULATION, BONDED TOP INSULATION, BONDED ROOF COVER**

System No.	Deck ( <a href="#">Note 1</a> )	Base Insulation Layer			Top Insulation Layer		Roof Cover ( <a href="#">Note 15</a> )	MDP (psf)
		Type	Fastener ( <a href="#">Note 2</a> , <a href="#">Note 11</a> )	Attach ( <a href="#">Note 17</a> )	Type	Attach ( <a href="#">Notes 6,7,8</a> )		
SC-30.	Min. 22 ga., type B, 50 ksi steel or min. 2,500 psi structural concrete	Min. 2-inch GenFlex ISO Insulation	Note 2	1 per 1.8 ft <sup>2</sup>	Min. 0.5-inch DEXcell FA Glass Mat Roof Board or min. 7/16-inch DEXcell Cement Roof Board	GF-ISO-BOND, 6-inch o.c.	EZ TPO / Quick Jet, EZ-TPO-LVOC, EZ-TPO-LVOC-116A or EZ-TPO-BA	-67.5
SC-31.	Min. 22 ga., type B, Grade 33 steel or min. 2,500 psi structural concrete	Min. 1.5-inch GenFlex ISO Insulation or GenFlex Coated Glass Facer	Note 2	1 per 1.6 ft <sup>2</sup>	Min. 1.5-inch GenFlex ISO Insulation or GenFlex Coated Glass Facer	GF-OSIA	EZ TPO / Quick Jet, EZ-TPO-LVOC, EZ-TPO-LVOC-1168 or EZ-TPO-BA	-75.0
SC-32.	Min. 22 ga., type B, Grade 33 steel or min. 2,500 psi structural concrete	Min. 2-inch GenFlex ISO Insulation	Note 2	1 per 1.6 ft <sup>2</sup>	Min. 0.5-inch GenFlex HD ISO	GF-ISO-BOND or GF-OSIA, 6-inch o.c.	EZ TPO / Quick Jet, EZ-TPO-LVOC, EZ-TPO-LVOC-1168 or EZ-TPO-BA	-82.5
SC-33.	Min. 22 ga., type B, Grade 33 steel or min. 2,500 psi structural concrete	Min. 2-inch GenFlex ISO Insulation	Note 2	1 per 1.0 ft <sup>2</sup>	Min. 0.5-inch GenFlex HD ISO	GF-ISO-BOND or GF-OSIA, 4-inch o.c.	EZ TPO / EZ-TPO-LVOC, EZ-TPO-LVOC-1168 or EZ-TPO-BA	-90.0
SC-34.	Min. 22 ga., type B, Grade 33 steel or min. 2,500 psi structural concrete	Min. 2-inch GenFlex ISO Insulation	Note 2	1 per 1.0 ft <sup>2</sup>	Min. 0.5-inch DensDeck Prime or SECUROCK Gypsum-Fiber Roof Board	GF-ISO-BOND or GF-OSIA, 4-inch o.c.	EZ TPO / EZ-TPO-LVOC, EZ-TPO-LVOC-1168 or EZ-TPO-BA	-105.0
SC-35.	Min. 22 ga., type B, Grade 33 steel or min. 2,500 psi structural concrete	Min. 2-inch GenFlex ISO Insulation	Note 2	1 per 1.0 ft <sup>2</sup>	Min. 0.5-inch DEXcell FA Glass Mat Roof Board or min. 7/16-inch DEXcell Cement Roof Board	GF-ISO-BOND or GF-OSIA, 4-inch o.c.	EZ TPO / EZ-TPO-LVOC, EZ-TPO-LVOC-116A or EZ-TPO-BA	-105.0
SC-36.	Min. 22 ga., type B, Grade 33 steel or min. 2,500 psi structural concrete	Min. 2-inch GenFlex ISO Insulation	Note 2	1 per 1.0 ft <sup>2</sup>	Min. 1-inch GenFlex ISO Insulation	GF-ISO-BOND or GF-OSIA, 4-inch o.c.	EZ TPO / EZ-TPO-LVOC, EZ-TPO-LVOC-1168 or EZ-TPO-BA	-112.5
SC-37.	Min. 22 ga., type B, Grade 33 steel or min. 2,500 psi structural concrete	Min. 1.5-inch GenFlex Coated Glass Facer	Note 2	1 per 1.0 ft <sup>2</sup>	Min. 1.5-inch GenFlex Coated Glass Facer	GF-ISO-BOND or GF-OSIA	EZ TPO / EZ-TPO-LVOC, EZ-TPO-LVOC-1168 or EZ-TPO-BA	-120.0
SC-38.	Min. 22 ga., type B, Grade 80 steel or min. 2,500 psi structural concrete	Min. 2-inch GenFlex ISO Insulation	Note 2	1 per 1.0 ft <sup>2</sup>	Min. 1-inch GenFlex ISO Insulation	GF-ISO-BOND or GF-OSIA, 4-inch o.c.	EZ TPO / EZ-TPO-LVOC, EZ-TPO-LVOC-1168 or EZ-TPO-BA	-127.5
SC-39.	Min. 22 ga., type B, Grade 80 steel or min. 2,500 psi structural concrete	Min. 2-inch GenFlex ISO Insulation	Note 2	1 per 1.0 ft <sup>2</sup>	Min. 0.5-inch GenFlex HD ISO	GF-ISO-BOND or GF-OSIA, 4-inch o.c.	EZ TPO / EZ-TPO-LVOC, EZ-TPO-LVOC-1168 or EZ-TPO-BA	-135.0
<b>GENFLEX EZ FLEECE BACKED TPO / QUICK JET SPRAY ADHESIVE SYSTEMS:</b>								
SC-40.	Min. 22 ga., type B, Grade 33 steel or min. 2,500 psi structural concrete	Min. 1.5-inch GenFlex ISO Insulation	Note 2	1 per 2.7 ft <sup>2</sup>	Min. 1.5-inch GenFlex ISO Insulation	GF-ISO-BOND or GF-OSIA	EZ Fleece Backed TPO / Quick Jet	-30.0*

**TABLE 2D: STEEL OR STRUCTURAL CONCRETE DECKS - NEW CONSTRUCTION OR REROOF (TEAR-OFF) OR RECOVER  
SYSTEM TYPE B-1: MECHANICALLY FASTENED BASE INSULATION, BONDED TOP INSULATION, BONDED ROOF COVER**

System No.	Deck ( <a href="#">Note 1</a> )	Base Insulation Layer			Top Insulation Layer		Roof Cover ( <a href="#">Note 15</a> )	MDP (psf)
		Type	Fastener ( <a href="#">Note 2</a> , <a href="#">Note 11</a> )	Attach ( <a href="#">Note 17</a> )	Type	Attach ( <a href="#">Notes 6,7,8</a> )		
SC-41.	Min. 22 ga., type B, Grade 33 steel or min. 2,500 psi structural concrete	Min. 2-inch GenFlex ISO Insulation	Note 2	1 per 4.0 ft <sup>2</sup>	Min. 1.5-inch GenFlex ISO Insulation	GF-ISO-BOND or GF-OSIA	EZ Fleece Backed TPO / Quick Jet	-37.5*
SC-42.	Min. 22 ga., type B, Grade 33 steel or min. 2,500 psi structural concrete	Min. 2.25-inch GenFlex ISO Insulation	Note 2	1 per 4.0 ft <sup>2</sup>	Min. 1.5-inch GenFlex ISO Insulation	GF-ISO-BOND or GF-OSIA	EZ Fleece Backed TPO / Quick Jet	-45.0*
SC-43.	Min. 22 ga., type B, Grade 33 steel or min. 2,500 psi structural concrete	Min. 1.5-inch GenFlex ISO Insulation	Note 2	1 per 2.0 ft <sup>2</sup>	Min. 1-inch GenFlex ISO Insulation followed by min. 0.25-inch DensDeck Prime or SECUROCK Gypsum-Fiber Roof Board or min. 0.5-inch GenFlex HD ISO	GF-ISO-BOND or GF-OSIA	EZ Fleece Backed TPO / Quick Jet	-45.0*
SC-44.	Min. 22 ga., type B, Grade 33 steel or min. 2,500 psi structural concrete	Min. 1.5-inch GenFlex ISO Insulation	Note 2	1 per 1.6 ft <sup>2</sup>	Min. 0.5-inch DensDeck Prime or SECUROCK Gypsum-Fiber Roof Board	GF-ISO-BOND or GF-OSIA, 6-inch o.c.	EZ Fleece Backed TPO / Quick Jet	-60.0
SC-45.	Min. 22 ga., type B, Grade 33 steel or min. 2,500 psi structural concrete	Min. 2-inch GenFlex ISO Insulation	Note 2	1 per 1.6 ft <sup>2</sup>	Min. 1-inch GenFlex ISO Insulation or min. 0.5-inch DensDeck Prime, SECUROCK Gypsum-Fiber Roof Board or GenFlex HD ISO	GF-ISO-BOND or GF-OSIA, 6-inch o.c.	EZ Fleece Backed TPO / Quick Jet	-67.5
<b>GENFLEX EZ FLEECE BACKED TPO / EZ TPO FB STICK ADHESIVE SYSTEMS:</b>								
SC-46.	Min. 22 ga., type B, Grade 33 steel or min. 2,500 psi structural concrete	Min. 1.5-inch GenFlex ISO Insulation	Note 2	1 per 2.7 ft <sup>2</sup>	Min. 1.5-inch GenFlex ISO Insulation	GF-ISO-BOND or GF-OSIA	EZ Fleece Backed TPO / EZ-TPO-FB-Stick (RIBBON, 12)	-30.0*
SC-47.	Min. 22 ga., type B, Grade 33 steel or min. 2,500 psi structural concrete	Min. 2-inch GenFlex ISO Insulation	Note 2	1 per 4.0 ft <sup>2</sup>	Min. 1.5-inch GenFlex ISO Insulation	GF-ISO-BOND or GF-OSIA	EZ Fleece Backed TPO / EZ-TPO-FB-Stick (RIBBON, 12)	-37.5*
SC-48.	Min. 22 ga., type B, Grade 33 steel or min. 2,500 psi structural concrete	Min. 2.25-inch GenFlex ISO Insulation	Note 2	1 per 4.0 ft <sup>2</sup>	Min. 1.5-inch GenFlex ISO Insulation	GF-ISO-BOND or GF-OSIA	EZ Fleece Backed TPO / EZ-TPO-FB-Stick (RIBBON, 12)	-45.0*
SC-49.	Min. 22 ga., type B, Grade 33 steel or min. 2,500 psi structural concrete	Min. 1.5-inch GenFlex ISO Insulation	Note 2	1 per 2.0 ft <sup>2</sup>	Min. 1-inch GenFlex ISO Insulation followed by min. 0.25-inch DensDeck Prime or SECUROCK Gypsum-Fiber Roof Board	GF-ISO-BOND or GF-OSIA	EZ Fleece Backed TPO / EZ-TPO-FB-Stick (RIBBON, 12)	-45.0*
SC-50.	Min. 22 ga., type B, Grade 33 steel or min. 2,500 psi structural concrete	Min. 1.5-inch GenFlex ISO Insulation	Note 2	1 per 2.0 ft <sup>2</sup>	Min. 1-inch GenFlex ISO Insulation followed by min. 0.25-inch DEXcell FA Glass Mat Roof Board or min. 7/16-inch DEXcell Cement Roof Board	GF-ISO-BOND or GF-OSIA	EZ Fleece Backed TPO / EZ-TPO-FB-Stick (RIBBON, 12)	-45.0*

**TABLE 2D: STEEL OR STRUCTURAL CONCRETE DECKS - NEW CONSTRUCTION OR REROOF (TEAR-OFF) OR RECOVER  
SYSTEM TYPE B-1: MECHANICALLY FASTENED BASE INSULATION, BONDED TOP INSULATION, BONDED ROOF COVER**

System No.	Deck ( <a href="#">Note 1</a> )	Base Insulation Layer			Top Insulation Layer		Roof Cover ( <a href="#">Note 15</a> )	MDP (psf)
		Type	Fastener ( <a href="#">Note 2</a> , <a href="#">Note 11</a> )	Attach ( <a href="#">Note 17</a> )	Type	Attach ( <a href="#">Notes 6,7,8</a> )		
SC-51.	Min. 22 ga., type B, Grade 33 steel or min. 2,500 psi structural concrete	Min. 1.5-inch GenFlex ISO Insulation	Note 2	1 per 2.0 ft <sup>2</sup>	Optional min. 1-inch GenFlex ISO Insulation followed by min. 0.5-inch GenFlex HD ISO	GF-ISO-BOND or GF-OSIA	EZ Fleece Backed TPO / EZ-TPO-FB-Stick (RIBBON, 12)	-45.0*
SC-52.	Min. 22 ga., type B, Grade 33 steel or min. 2,500 psi structural concrete	Min. 1.5-inch GenFlex ISO Insulation	Note 2	1 per 1.6 ft <sup>2</sup>	Min. 0.5-inch DensDeck Prime or SECUROCK Gypsum-Fiber Roof Board	GF-ISO-BOND or GF-OSIA, 6-inch o.c.	EZ Fleece Backed TPO / EZ-TPO-FB-Stick (RIBBON, 6)	-60.0
SC-53.	Min. 22 ga., type B, Grade 33 steel or min. 2,500 psi structural concrete	Min. 1.5-inch GenFlex ISO Insulation	Note 2	1 per 1.6 ft <sup>2</sup>	Min. 0.5-inch DEXcell FA Glass Mat Roof Board or min. 7/16-inch DEXcell Cement Roof Board	GF-ISO-BOND or GF-OSIA, 6-inch o.c.	EZ Fleece Backed TPO / EZ-TPO-FB-Stick (RIBBON, 6)	-60.0
SC-54.	Min. 22 ga., type B, Grade 33 steel or min. 2,500 psi structural concrete	Min. 2-inch GenFlex ISO Insulation	Note 2	1 per 1.6 ft <sup>2</sup>	Min. 1-inch GenFlex ISO Insulation	GF-ISO-BOND or GF-OSIA, 6-inch o.c.	EZ Fleece Backed TPO / EZ-TPO-FB-Stick (RIBBON, 6)	-82.5
SC-55.	Min. 22 ga., type B, Grade 33 steel or min. 2,500 psi structural concrete	Min. 2-inch GenFlex ISO Insulation	Note 2	1 per 1.6 ft <sup>2</sup>	Min. 0.5-inch GenFlex HD ISO	GF-ISO-BOND or GF-OSIA, 6-inch o.c.	EZ Fleece Backed TPO / EZ-TPO-FB-Stick (RIBBON, 6)	-82.5
SC-56.	Min. 22 ga., type B, Grade 33 steel or min. 2,500 psi structural concrete	Min. 2-inch GenFlex ISO Insulation	Note 2	1 per 1.0 ft <sup>2</sup>	Min. 0.5-inch DensDeck Prime or SECUROCK Gypsum-Fiber Roof Board	GF-ISO-BOND or GF-OSIA, 4-inch o.c.	EZ Fleece Backed TPO / EZ-TPO-FB-Stick (RIBBON, 4)	-127.5
SC-57.	Min. 22 ga., type B, Grade 33 steel or min. 2,500 psi structural concrete	Min. 2-inch GenFlex ISO Insulation	Note 2	1 per 1.0 ft <sup>2</sup>	Min. 0.5-inch DEXcell FA Glass Mat Roof Board or min. 7/16-inch DEXcell Cement Roof Board	GF-ISO-BOND or GF-OSIA, 4-inch o.c.	EZ Fleece Backed TPO / EZ-TPO-FB-Stick (RIBBON, 4)	-127.5
<b>GENFLEX EZ FLEECE BACKED TPO / QUICK DUAL SYSTEMS:</b>								
SC-58.	Min. 22 ga., type B, Grade 33 steel or min. 2,500 psi structural concrete	Min. 1.5-inch GenFlex ISO Insulation	Note 2	1 per 2.7 ft <sup>2</sup>	Min. 1.5-inch GenFlex ISO Insulation	GF-ISO-BOND or GF-OSIA	EZ Fleece Backed TPO / Quick Dual (RIBBON, 6 or SPATTER)	-30.0*
SC-59.	Min. 22 ga., type B, Grade 33 steel or min. 2,500 psi structural concrete	Min. 2-inch GenFlex ISO Insulation	Note 2	1 per 4.0 ft <sup>2</sup>	Min. 1.5-inch GenFlex ISO Insulation	GF-ISO-BOND or GF-OSIA	EZ Fleece Backed TPO / Quick Dual (RIBBON, 6 or SPATTER)	-37.5*
SC-60.	Min. 22 ga., type B, Grade 33 steel or min. 2,500 psi structural concrete	Min. 2.25-inch GenFlex ISO Insulation	Note 2	1 per 4.0 ft <sup>2</sup>	Min. 1.5-inch GenFlex ISO Insulation	GF-ISO-BOND or GF-OSIA	EZ Fleece Backed TPO / Quick Dual (RIBBON, 6 or SPATTER)	-45.0*
SC-61.	Min. 22 ga., type B, Grade 33 steel or min. 2,500 psi structural concrete	Min. 1.5-inch GenFlex ISO Insulation	Note 2	1 per 2.0 ft <sup>2</sup>	Min. 1-inch GenFlex ISO Insulation followed by min. 0.25-inch DensDeck Prime	GF-ISO-BOND or GF-OSIA	EZ Fleece Backed TPO / Quick Dual (RIBBON, 6 or SPATTER)	-45.0*

**TABLE 2D: STEEL OR STRUCTURAL CONCRETE DECKS - NEW CONSTRUCTION OR REROOF (TEAR-OFF) OR RECOVER  
SYSTEM TYPE B-1: MECHANICALLY FASTENED BASE INSULATION, BONDED TOP INSULATION, BONDED ROOF COVER**

System No.	Deck ( <a href="#">Note 1</a> )	Base Insulation Layer			Top Insulation Layer		Roof Cover ( <a href="#">Note 15</a> )	MDP (psf)
		Type	Fastener ( <a href="#">Note 2</a> , <a href="#">Note 11</a> )	Attach ( <a href="#">Note 17</a> )	Type	Attach ( <a href="#">Notes 6,7,8</a> )		
SC-62.	Min. 22 ga., type B, Grade 33 steel or min. 2,500 psi structural concrete	Min. 1.5-inch GenFlex ISO Insulation	Note 2	1 per 2.0 ft <sup>2</sup>	Min. 1-inch GenFlex ISO Insulation followed by min. 0.25-inch SECUROCK Gypsum-Fiber Roof Board	GF-ISO-BOND or GF-OSIA	EZ Fleece Backed TPO / Quick Dual (RIBBON, 12 or SPATTER)	-45.0*
SC-63.	Min. 22 ga., type B, Grade 33 steel or min. 2,500 psi structural concrete	Min. 1.5-inch GenFlex ISO Insulation	Note 2	1 per 2.0 ft <sup>2</sup>	Optional min. 1-inch GenFlex ISO Insulation followed by min. 0.5-inch GenFlex HD ISO	GF-ISO-BOND or GF-OSIA	EZ Fleece Backed TPO / Quick Dual (RIBBON, 6 or SPATTER)	-45.0*
SC-64.	Min. 22 ga., type B, Grade 33 steel or min. 2,500 psi structural concrete	Min. 1.5-inch GenFlex ISO Insulation	Note 2	1 per 1.6 ft <sup>2</sup>	Min. 0.5-inch DensDeck Prime or SECUROCK Gypsum-Fiber Roof Board	GF-ISO-BOND or GF-OSIA, 6-inch o.c.	EZ Fleece Backed TPO / Quick Dual (RIBBON, 6 or SPATTER)	-60.0
SC-65.	Min. 22 ga., type B, Grade 33 steel or min. 2,500 psi structural concrete	Min. 2-inch GenFlex ISO Insulation	Note 2	1 per 1.6 ft <sup>2</sup>	Min. 1-inch GenFlex ISO Insulation	GF-ISO-BOND or GF-OSIA, 6-inch o.c.	EZ Fleece Backed TPO / Quick Dual (RIBBON, 6 or SPATTER)	-82.5
SC-66.	Min. 22 ga., type B, Grade 33 steel or min. 2,500 psi structural concrete	Min. 2-inch GenFlex ISO Insulation	Note 2	1 per 1.6 ft <sup>2</sup>	Min. 0.5-inch GenFlex HD ISO	GF-ISO-BOND or GF-OSIA, 6-inch o.c.	EZ Fleece Backed TPO / Quick Dual (RIBBON, 6 or SPATTER)	-82.5
SC-67.	Min. 22 ga., type B, Grade 33 steel or min. 2,500 psi structural concrete	Min. 2-inch GenFlex ISO Insulation	Note 2	1 per 1.0 ft <sup>2</sup>	Min. 0.5-inch DensDeck Prime or SECUROCK Gypsum-Fiber Roof Board	GF-ISO-BOND or GF-OSIA, 4-inch o.c.	EZ Fleece Backed TPO / Quick Dual (RIBBON, 4 or SPATTER)	-127.5
<b>GENFLEX EZ FLEECE BACKED TPO / GENFLEX FLEECE BACKED BONDING ADHESIVE SYSTEMS:</b>								
SC-68.	Min. 22 ga., type B, Grade 33 steel or min. 2,500 psi structural concrete	Min. 0.5-inch DensDeck, DensDeck Prime or SECUROCK Gypsum-Fiber Roof Board	Note 2	1 per 2.0 ft <sup>2</sup>	Min. 1.5-inch GenFlex ISO Insulation followed by min. 0.25-inch DensDeck Prime or SECUROCK Gypsum-Fiber Roof Board	GF-ISO-BOND or GF-OSIA	EZ Fleece Backed TPO / FB-BA	-45.0*
<b>GENFLEX EZ TPO PEEL AND STICK SYSTEMS:</b>								
SC-69.	Min. 22 ga., type B, Grade 33 steel or min. 2,500 psi structural concrete	Min. 2-inch GenFlex ISO Insulation or GenFlex Coated Glass Facer	Note 2	1 per 4.0 ft <sup>2</sup>	Min. 0.5-inch GenFlex HD ISO	GF-ISO-BOND or GF-OSIA	EZ TPO Peel and Stick, self-adhered	-37.5*
SC-70.	Min. 22 ga., type B, Grade 33 steel or min. 2,500 psi structural concrete	Min. 1.5-inch GenFlex Coated Glass Facer	Note 2	1 per 2.7 ft <sup>2</sup>	Optional min. 1.5-inch GenFlex Coated Glass Facer followed by min. 0.5-inch Tapered GenFlex Coated Glass Facer	GF-ISO-BOND or GF-OSIA	EZ TPO Peel and Stick, self-adhered	-45.0*
SC-71.	Min. 22 ga., type B, Grade 33 steel or min. 2,500 psi structural concrete	Min. 2-inch GenFlex Coated Glass Facer	Note 2	1 per 4.0 ft <sup>2</sup>	Optional min. 1.5-inch GenFlex Coated Glass Facer followed by min. 0.5-inch Tapered GenFlex Coated Glass Facer	GF-ISO-BOND or GF-OSIA	EZ TPO Peel and Stick, self-adhered	-45.0*
SC-72.	Min. 22 ga., type B, Grade 33 steel or min. 2,500 psi structural concrete	Min. 2-inch GenFlex ISO Insulation	Note 2	1 per 4.0 ft <sup>2</sup>	Min. 1.5-inch GenFlex HD Composite ISO	GF-ISO-BOND or GF-OSIA	EZ TPO Peel and Stick, self-adhered	-45.0*

**TABLE 2D: STEEL OR STRUCTURAL CONCRETE DECKS - NEW CONSTRUCTION OR REROOF (TEAR-OFF) OR RECOVER  
SYSTEM TYPE B-1: MECHANICALLY FASTENED BASE INSULATION, BONDED TOP INSULATION, BONDED ROOF COVER**

System No.	Deck ( <a href="#">Note 1</a> )	Base Insulation Layer			Top Insulation Layer		Roof Cover ( <a href="#">Note 15</a> )	MDP (psf)
		Type	Fastener ( <a href="#">Note 2</a> , <a href="#">Note 11</a> )	Attach ( <a href="#">Note 17</a> )	Type	Attach ( <a href="#">Notes 6,7,8</a> )		
SC-73.	Min. 22 ga., type B, Grade 33 steel or min. 2,500 psi structural concrete	Min. 1.5-inch GenFlex ISO Insulation	Note 2	1 per 2.7 ft <sup>2</sup>	Min. 1.5-inch GenFlex HD Composite ISO	GF-ISO-BOND or GF-OSIA	EZ TPO Peel and Stick, self-adhered	-45.0*
SC-74.	Min. 22 ga., type B, Grade 33 steel or min. 2,500 psi structural concrete	Min. 1.5-inch GenFlex ISO Insulation	Note 2	1 per 2.0 ft <sup>2</sup>	Min. 0.5-inch GenFlex HD ISO	GF-OSIA	EZ TPO Peel and Stick, self-adhered	-45.0*
SC-75.	Min. 22 ga., type B, Grade 33 steel or min. 2,500 psi structural concrete	Min. 2-inch GenFlex ISO Insulation	Note 2	1 per 2.0 ft <sup>2</sup>	Min. 0.5-inch GenFlex HD ISO	GF-ISO-BOND	EZ TPO Peel and Stick, self-adhered	-45.0*
SC-76.	Min. 22 ga., type B, Grade 33 steel or min. 2,500 psi structural concrete	Min. 2-inch GenFlex ISO Insulation	Note 2	1 per 1.0 ft <sup>2</sup>	Min. 0.5-inch GenFlex HD ISO	GF-ISO-BOND or GF-OSIA	EZ TPO Peel and Stick, self-adhered	-45.0
SC-77.	Min. 22 ga., type B, Grade 33 steel or min. 2,500 psi structural concrete	Min. 1.5-inch GenFlex ISO Insulation	Note 2	1 per 2.0 ft <sup>2</sup>	Min. 0.25-inch DensDeck Prime or SECUROCK Gypsum-Fiber Roof Board	GF-OSIA, GF-ISO-BOND or Polyset CRA	EZ TPO Peel and Stick, self-adhered	-45.0*
SC-78.	Min. 22 ga., type B, Grade 33 steel or min. 2,500 psi structural concrete	Min. 0.5-inch DensDeck Prime or SECUROCK Gypsum-Fiber Roof Board	Note 2	1 per 4.0 ft <sup>2</sup>	Optional min. 1.5-inch GenFlex Coated Glass Facer followed by min. 0.5-inch Tapered GenFlex Coated Glass Facer	GF-ISO-BOND or GF-OSIA	EZ TPO Peel and Stick, self-adhered	-45.0*
SC-79.	Min. 22 ga., type B, Grade 33 steel or min. 2,500 psi structural concrete	Min. 0.5-inch DensDeck, DensDeck Prime or SECUROCK Gypsum-Fiber Roof Board	Note 2	1 per 2.0 ft <sup>2</sup>	Min. 1.5-inch GenFlex ISO Insulation followed by Min. 0.25-inch DensDeck Prime or SECUROCK Gypsum-Fiber Roof Board	GF-ISO-BOND or GF-OSIA	EZ TPO Peel and Stick, self-adhered	-45.0*
SC-80.	Min. 22 ga., type B, Grade 33 steel or min. 2,500 psi structural concrete	Min. 1.5-inch GenFlex ISO Insulation	Note 2	1 per 1.6 ft <sup>2</sup>	Min. 0.5-inch DensDeck Prime or SECUROCK Gypsum-Fiber Roof Board	GF-ISO-BOND or GF-OSIA, 6-inch o.c.	EZ TPO Peel and Stick, self-adhered	-60.0
SC-81.	Min. 22 ga., type B, 50 ksi steel or min. 2,500 psi structural concrete	Min. 1.5-inch GenFlex ISO Insulation or GenFlex Coated Glass Facer	Note 2	1 per 1.8 ft <sup>2</sup>	Min. 1.5-inch GenFlex HD Composite ISO	GF-ISO-BOND, 12-inch o.c.	EZ TPO Peel and Stick, self-adhered	-60.0
SC-82.	Min. 22 ga., type B, 50 ksi steel or min. 2,500 psi structural concrete	Min. 2-inch GenFlex ISO Insulation	Note 2	1 per 1.8 ft <sup>2</sup>	Min. 0.25-inch SECUROCK Gypsum-Fiber Roof Board	GF-ISO-BOND, 6-inch o.c.	EZ TPO Peel and Stick, self-adhered	-67.5
SC-83.	Min. 22 ga., type B, Grade 33 steel or min. 2,500 psi structural concrete	Min. 1.5-inch GenFlex ISO Insulation or GenFlex Coated Glass Facer	Note 2	1 per 1.6 ft <sup>2</sup>	Min. 1.5-inch GenFlex ISO Insulation or GenFlex Coated Glass Facer	GF-OSIA	EZ TPO Peel and Stick, self-adhered	-75.0
SC-84.	Min. 22 ga., type B, Grade 33 steel or min. 2,500 psi structural concrete	Min. 2-inch GenFlex ISO Insulation	Note 2	1 per 1.6 ft <sup>2</sup>	Min. 0.5-inch GenFlex HD ISO	GF-ISO-BOND or GF-OSIA, 6-inch o.c.	EZ TPO Peel and Stick, self-adhered	-82.5

**TABLE 2D: STEEL OR STRUCTURAL CONCRETE DECKS - NEW CONSTRUCTION OR REROOF (TEAR-OFF) OR RECOVER**  
**SYSTEM TYPE B-1: MECHANICALLY FASTENED BASE INSULATION, BONDED TOP INSULATION, BONDED ROOF COVER**

System No.	Deck ( <a href="#">Note 1</a> )	Base Insulation Layer			Top Insulation Layer		Roof Cover ( <a href="#">Note 15</a> )	MDP (psf)
		Type	Fastener ( <a href="#">Note 2</a> , <a href="#">Note 11</a> )	Attach ( <a href="#">Note 17</a> )	Type	Attach ( <a href="#">Notes 6,7,8</a> )		
SC-85.	Min. 22 ga., type B, Grade 50 steel or min. 2,500 psi structural concrete	Min. 2-inch GenFlex ISO Insulation	Note 2	1 per 1.0 ft <sup>2</sup>	Min. 0.5-inch GenFlex HD ISO	GF-ISO-BOND, GF-OSIA or Quick Dual, 4-inch o.c.	EZ TPO Peel and Stick, self-adhered	-82.5
SC-86.	Min. 22 ga., type B, Grade 33 steel or min. 2,500 psi structural concrete	Min. 2-inch GenFlex ISO Insulation	Note 2	1 per 1.0 ft <sup>2</sup>	Min. 0.5-inch GenFlex HD ISO	GF-ISO-BOND or GF-OSIA, 4-inch o.c.	EZ TPO Peel and Stick, self-adhered	-90.0
SC-87.	Min. 22 ga., type B, Grade 50 steel or min. 2,500 psi structural concrete	Min. 2-inch GenFlex ISO Insulation	Note 2	1 per 1.0 ft <sup>2</sup>	Min. 0.5-inch DensDeck Prime	GF-ISO-BOND, GF-OSIA or Quick Dual, 4-inch o.c.	EZ TPO Peel and Stick, self-adhered	-112.5

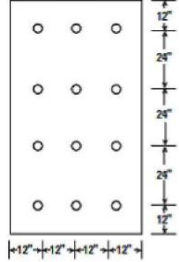
**TABLE 2E: STEEL OR CONCRETE DECKS - NEW CONSTRUCTION OR REROOF (TEAR-OFF) OR RECOVER**  
**SYSTEM TYPE B-2: MECHANICALLY FASTENED BASE INSULATION, BONDED VAPOR BARRIER, BONDED TOP INSULATION, BONDED ROOF COVER**

System No.	Deck ( <a href="#">Note 1</a> )	Base Insulation Layer			Vapor Barrier	Insulation		Roof Cover ( <a href="#">Note 15</a> )	MDP (psf)
		Type	Fasten ( <a href="#">Note 2</a> , <a href="#">Note 11</a> )	Attach ( <a href="#">Note 17</a> )		Type	Attach ( <a href="#">Notes 6,7,8</a> )		
<b>GENFLEX EZ TPO SYSTEMS:</b>									
SC-88.	Min. 22 ga., type B, Grade 33 steel or min. 2,500 psi structural concrete	Min. 0.75-inch FM Approved perlite	Note 2	1 per 2.0 ft <sup>2</sup>	Two plies Elevate Type IV or Type VI in hot asphalt	Min. 1.5-inch GenFlex ISO Insulation followed by Min. 0.25-inch DensDeck Prime, DEXcell FA Glass Mat Roof Board or SECUROCK Gypsum-Fiber Roof Board	Hot asphalt or GF-ISO-BOND	EZ TPO / Quick Jet, EZ-TPO-LVOC, EZ-TPO-LVOC-1168 or EZ-TPO-BA	-45.0*
SC-89.	Min. 22 ga., type B, Grade 33	Min. 0.5-inch DensDeck Prime	Note 2	1 per 2.7 ft <sup>2</sup>	GenFlex SA-Water Based (WB) Primer followed by GenFlex Vapor Shield Membrane	One or more layers min. 1.5-inch GenFlex ISO Insulation, optional min. 0.5-inch Tapered GenFlex ISO Insulation	GF-OSIA	EZ TPO / Quick Jet, EZ-TPO-LVOC, EZ-TPO-LVOC-1168 or EZ-TPO-BA	-37.5*
SC-90.	Min. 22 ga., type B, Grade 33	Min. 0.5-inch DensDeck Prime	Note 2	1 per 2.7 ft <sup>2</sup>	GenFlex SA-Water Based (WB) Primer followed by GenFlex Vapor Shield Membrane	One or more layers min. 1.5-inch GenFlex ISO Insulation, optional min. 0.5-inch Tapered GenFlex ISO Insulation	GF-ISO-BOND	EZ TPO / Quick Jet, EZ-TPO-LVOC, EZ-TPO-LVOC-1168 or EZ-TPO-BA	-45.0*
SC-91.	Min. 22 ga., type B, Grade 33 steel or min. 2,500 psi structural concrete	Min. 0.25-inch DensDeck or min. 0.5-inch SECUROCK Gypsum-Fiber Roof Board	Note 2	1 per 4.0 ft <sup>2</sup>	GenFlex SA-Solvent Based (SB) Primer followed by GenFlex Vapor Shield Membrane	One or more layers min. 1.5-inch GenFlex ISO Insulation, optional min. 0.5-inch Tapered GenFlex ISO Insulation	GF-ISO-BOND	EZ TPO / Quick Jet, EZ-TPO-LVOC, EZ-TPO-LVOC-1168 or EZ-TPO-BA	-45.0*

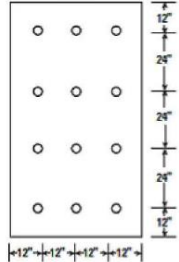
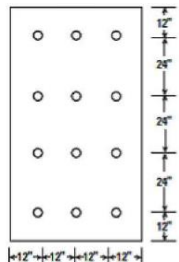
**TABLE 2E: STEEL OR CONCRETE DECKS - NEW CONSTRUCTION OR REROOF (TEAR-OFF) OR RECOVER**  
**SYSTEM TYPE B-2: MECHANICALLY FASTENED BASE INSULATION, BONDED VAPOR BARRIER, BONDED TOP INSULATION, BONDED ROOF COVER**

System No.	Deck <a href="#">(Note 1)</a>	Base Insulation Layer			Vapor Barrier	Insulation		Roof Cover <a href="#">(Note 15)</a>	MDP <a href="#">(psf)</a>
		Type	Fasten <a href="#">(Note 2, Note 11)</a>	Attach <a href="#">(Note 17)</a>		Type	Attach <a href="#">(Notes 6,7,8)</a>		
SC-92.	Min. 22 ga., type B, Grade 33 steel or min. 2,500 psi structural concrete	Min. 0.25-inch DensDeck or min. 0.5-inch SECUROCK Gypsum-Fiber Roof Board	Note 2	1 per 4.0 ft <sup>2</sup>	GenFlex SA-Solvent Based (SB) Primer followed by GenFlex Vapor Shield Membrane	One or more layers min. 1.5-inch GenFlex ISO Insulation, optional min. 0.5-inch Tapered GenFlex ISO Insulation; Min. 0.5-inch GenFlex HD ISO or Min. 0.25-inch DensDeck Prime, DEXcell FA Glass Mat Roof Board or SECUROCK Gypsum-Fiber Roof Board; or Min. 7/16-inch OSB or DEXcell Cement Roof Board	GF-ISO-BOND	EZ TPO / Quick Jet, EZ-TPO-LVOC, EZ-TPO-LVOC-1168 or EZ-TPO-BA	-45.0*
SC-93.	Min. 22 ga., type B, Grade 33 steel or min. 2,500 psi structural concrete	Min. 0.25-inch DensDeck or min. 0.5-inch SECUROCK Gypsum-Fiber Roof Board	Note 2	1 per 4.0 ft <sup>2</sup>	GenFlex SA-Solvent Based (SB) Primer followed by GenFlex Vapor Shield Membrane	One or more layers min. 1.5-inch GenFlex ISO Insulation, optional min. 0.5-inch Tapered GenFlex ISO Insulation; Min. 0.25-inch DensDeck, DEXcell FA Glass Mat Roof Board or SECUROCK Gypsum-Fiber Roof Board or min. 7/16-inch DEXcell Cement Roof Board	GF-ISO-BOND	EZ TPO / Quick Jet, EZ-TPO-LVOC or EZ-TPO-BA	-45.0*
<b>GENFLEX EZ FLEECE BACKED TPO / GENFLEX FLEECE BACKED BONDING ADHESIVE SYSTEMS:</b>									
SC-94.	Min. 22 ga., type B, Grade 33 steel or min. 2,500 psi structural concrete	Min. 0.25-inch DensDeck or min. 0.5-inch SECUROCK Gypsum-Fiber Roof Board	Note 2	1 per 4.0 ft <sup>2</sup>	GenFlex SA-Solvent Based (SB) Primer followed by GenFlex Vapor Shield Membrane	One or more layers min. 1.5-inch GenFlex ISO Insulation, optional min. 0.5-inch Tapered GenFlex ISO Insulation; Min. 0.25-inch DensDeck Prime or SECUROCK Gypsum-Fiber Roof Board	GF-ISO-BOND	EZ Fleece Backed TPO / FB-BA	-45.0*
<b>GENFLEX EZ TPO PEEL AND STICK SYSTEMS:</b>									
SC-95.	Min. 22 ga., type B, Grade 33 steel or min. 2,500 psi structural concrete	Min. 0.75-inch FM Approved perlite	Note 2	1 per 2.0 ft <sup>2</sup>	Two plies Elevate Type IV or Type VI in hot asphalt	Min. 1.5-inch GenFlex ISO Insulation followed by Min. 0.25-inch DensDeck Prime or SECUROCK Gypsum-Fiber Roof Board	Hot asphalt or GF-ISO-BOND	EZ TPO Peel and Stick, self-adhered	-45.0*
SC-96.	Min. 22 ga., type B, Grade 33	Min. 0.5-inch DensDeck Prime	Note 2	1 per 2.7 ft <sup>2</sup>	GenFlex SA-Water Based (WB) Primer followed by GenFlex Vapor Shield Membrane	One or more layers min. 1.5-inch GenFlex ISO Insulation, optional min. 0.5-inch Tapered GenFlex ISO Insulation	GF-OSIA	EZ TPO Peel and Stick, self-adhered	-37.5*
SC-97.	Min. 22 ga., type B, Grade 33	Min. 0.5-inch DensDeck Prime	Note 2	1 per 2.7 ft <sup>2</sup>	GenFlex SA-Water Based (WB) Primer followed by GenFlex Vapor Shield Membrane	One or more layers min. 1.5-inch GenFlex ISO Insulation, optional min. 0.5-inch Tapered GenFlex ISO Insulation	GF-ISO-BOND	EZ TPO Peel and Stick, self-adhered	-45.0*

TABLE 2E: STEEL OR CONCRETE DECKS - NEW CONSTRUCTION OR REROOF (TEAR-OFF) OR RECOVER									
SYSTEM TYPE B-2: MECHANICALLY FASTENED BASE INSULATION, BONDED VAPOR BARRIER, BONDED TOP INSULATION, BONDED ROOF COVER									
System No.	Deck (Note 1)	Base Insulation Layer			Vapor Barrier	Insulation		Roof Cover (Note 15)	MDP (psf)
		Type	Fasten (Note 2, Note 11)	Attach (Note 17)		Type	Attach (Notes 6,7,8)		
SC-98.	Min. 22 ga., type B, Grade 33 steel or min. 2,500 psi structural concrete	Min. 0.25-inch DensDeck or min. 0.5-inch SECUROCK Gypsum-Fiber Roof Board	Note 2	1 per 4.0 ft <sup>2</sup>	GenFlex SA-Solvent Based (SB) Primer followed by GenFlex Vapor Shield Membrane	One or more layers min. 1.5-inch GenFlex ISO Insulation, optional min. 0.5-inch Tapered GenFlex ISO Insulation; optional min. 0.5-inch GenFlex HD ISO or Min. 0.25-inch DensDeck Prime or SECUROCK Gypsum-Fiber Roof Board; or Min. 7/16-inch OSB	GF-ISO-BOND	EZ TPO Peel and Stick, self-adhered	-45.0*

TABLE 2F: STEEL OR STRUCTURAL CONCRETE DECKS - NEW CONSTRUCTION OR REROOF (TEAR-OFF) OR RECOVER									
SYSTEM TYPE C-1: MECHANICALLY ATTACHED INSULATION, BONDED ROOF COVER									
System No.	Deck (Note 1)	Base Insulation Layer (Note 3, Note 13)	Top Insulation Layer			Roof Cover (Note 15)	MDP (psf)		
			Type	Fasten (Note 2, Note 11)	Attach (Note 17)				
<b>GENFLEX EZ TPO SYSTEMS:</b>									
SC-99.	Min. 22 ga., type B, Grade 33 steel or min. 2,500 psi structural concrete	(Optional) One or more layers, any combination, loose laid	Min. 1-inch GenFlex Coated Glass Facer	Note 2	1 per 3.2 ft <sup>2</sup>	EZ TPO / Quick Jet, EZ-TPO-LVOC, EZ-TPO-LVOC-1168 or EZ-TPO-BA	-30.0*		
SC-100.	Min. 22 ga., type B, Grade 33 steel or min. 2,500 psi structural concrete	(Optional) One or more layers, any combination, loose laid	Min. 1-inch GenFlex ISO Insulation	Note 2	1 per 2.7 ft <sup>2</sup> 	EZ TPO / Quick Jet, EZ-TPO-LVOC, EZ-TPO-LVOC-1168 or EZ-TPO-BA	-37.5*		
SC-101.	Min. 22 ga., type B, Grade 33 steel or min. 2,500 psi structural concrete	(Optional) One or more layers, any combination, loose laid	Min. 2-inch GenFlex Coated Glass Facer	Note 2	1 per 5.3 ft <sup>2</sup>	EZ TPO / Quick Jet, EZ-TPO-LVOC, EZ-TPO-LVOC-1168 or EZ-TPO-BA	-37.5*		
SC-102.	Min. 22 ga., type B, Grade 33 steel or min. 2,500 psi structural concrete	(Optional) One or more layers, any combination, loose laid	Min. 2-inch GenFlex ISO Insulation	Note 2	1 per 4.0 ft <sup>2</sup>	EZ TPO / Quick Jet, EZ-TPO-LVOC, EZ-TPO-LVOC-1168 or EZ-TPO-BA	-45.0*		

**TABLE 2F: STEEL OR STRUCTURAL CONCRETE DECKS - NEW CONSTRUCTION OR REROOF (TEAR-OFF) OR RECOVER  
SYSTEM TYPE C-1: MECHANICALLY ATTACHED INSULATION, BONDED ROOF COVER**

System No.	Deck ( <a href="#">Note 1</a> )	Base Insulation Layer ( <a href="#">Note 3</a> , <a href="#">Note 13</a> )	Top Insulation Layer			Roof Cover ( <a href="#">Note 15</a> )	MDP (psf)
			Type	Fasten ( <a href="#">Note 2</a> , <a href="#">Note 11</a> )	Attach ( <a href="#">Note 17</a> )		
SC-103.	Min. 22 ga., type B, Grade 33 steel or min. 2,500 psi structural concrete	(Optional) One or more layers, any combination, loose laid	Min. 1.25-inch GenFlex ISO Insulation	Note 2	1 per 2.7 ft <sup>2</sup> 	EZ TPO / Quick Jet, EZ-TPO-LVOC, EZ-TPO-LVOC-1168 or EZ-TPO-BA	-45.0*
SC-104.	Min. 22 ga., type B, Grade 33 steel or min. 2,500 psi structural concrete	(Optional) One or more layers, any combination, loose laid	Min. 1.5-inch GenFlex ISO Insulation	Note 2	1 per 2.0 ft <sup>2</sup>	EZ TPO / Quick Jet, EZ-TPO-LVOC, EZ-TPO-LVOC-1168 or EZ-TPO-BA	-45.0*
SC-105.	Min. 22 ga., type B, 50 ksi steel or min. 2,500 psi structural concrete	(Optional) One or more layers, any combination, loose laid	Min. 2-inch GenFlex ISO Insulation	Note 2	1 per 2.7 ft <sup>2</sup> 	EZ TPO / Quick Jet, EZ-TPO-LVOC, EZ-TPO-LVOC-1168 or EZ-TPO-BA	-45.0
SC-106.	Min. 22 ga., type B, Grade 33 steel or min. 2,500 psi structural concrete	(Optional) One or more layers, any combination, loose laid	Min. 1.5-inch GenFlex Coated Glass Facer	Note 2	1 per 2.7 ft <sup>2</sup>	EZ TPO / Quick Jet, EZ-TPO-LVOC, EZ-TPO-LVOC-1168 or EZ-TPO-BA	-45.0*
SC-107.	Min. 22 ga., type B, Grade 33 steel or min. 2,500 psi structural concrete	(Optional) One or more layers, any combination, loose laid	Min. 1-inch GenFlex Coated Glass Facer	Note 2	1 per 2.0 ft <sup>2</sup>	EZ TPO / Quick Jet, EZ-TPO-LVOC, EZ-TPO-LVOC-1168 or EZ-TPO-BA	-45.0*
SC-108.	Min. 22 ga., type B, Grade 33 steel or min. 2,500 psi structural concrete	(Optional) One or more layers, any combination, loose laid	Min. 1.5-inch GenFlex HD Composite ISO	Note 2	1 per 4.0 ft <sup>2</sup>	EZ TPO / Quick Jet, EZ-TPO-LVOC, EZ-TPO-LVOC-1168 or EZ-TPO-BA	-45.0*
SC-109.	Min. 22 ga., type B, Grade 33 steel or min. 2,500 psi structural concrete	One or more layers, any combination, loose laid	Min. 0.5-inch GenFlex HD ISO	Note 2	1 per 2.7 ft <sup>2</sup>	EZ TPO / Quick Jet, EZ-TPO-LVOC-1168 or EZ-TPO-BA	-45.0*
SC-110.	Min. 22 ga., type B, Grade 33 steel or min. 2,500 psi structural concrete	(Optional for Recover) Min. 0.5-inch thick, one or more layers, any combination, loose laid	Min. 0.25-inch DensDeck Prime	Note 2	1 per 2.7 ft <sup>2</sup>	EZ TPO / Quick Jet, EZ-TPO-LVOC or EZ-TPO-BA	-45.0*

**TABLE 2F: STEEL OR STRUCTURAL CONCRETE DECKS - NEW CONSTRUCTION OR REROOF (TEAR-OFF) OR RECOVER  
SYSTEM TYPE C-1: MECHANICALLY ATTACHED INSULATION, BONDED ROOF COVER**

System No.	Deck (Note 1)	Base Insulation Layer (Note 3, Note 13)	Top Insulation Layer			Roof Cover (Note 15)	MDP (psf)
			Type	Fasten (Note 2, Note 11)	Attach (Note 17)		
SC-111.	Min. 22 ga., type B, Grade 33 steel or min. 2,500 psi structural concrete	(Optional for Recover) Min. 0.5-inch thick, one or more layers, any combination, loose laid	Min. 7/16-inch DEXcell Cement Roof Board	Note 2	1 per 2.7 ft <sup>2</sup>	EZ TPO / EZ-TPO-LVOC, EZ-TPO-LVOC-1168 or EZ-TPO-BA	-45.0*
SC-112.	Min. 22 ga., type B, Grade 33 steel or min. 2,500 psi structural concrete	One or more layers, any combination, loose laid	Min. 0.25-inch DEXcell FA Glass Mat Roof Board or SECUROCK Gypsum-Fiber Roof Board or min. 7/16-inch DEXcell Cement Roof Board	Note 2	1 per 2.0 ft <sup>2</sup>	EZ TPO / Quick Jet, EZ-TPO-LVOC, EZ-TPO-LVOC-1168 or EZ-TPO-BA	-45.0*
SC-113.	Min. 22 ga., type B, Grade 33 steel or min. 2,500 psi structural concrete	(Optional for Recover) Min. 0.5-inch thick, one or more layers, any combination, loose laid	Min. 0.5-inch DEXcell FA Glass Mat Roof Board or SECUROCK Gypsum-Fiber Roof Board or min. 7/16-inch DEXcell Cement Roof Board	Note 2	1 per 4.0 ft <sup>2</sup>	EZ TPO / Quick Jet, EZ-TPO-LVOC, EZ-TPO-LVOC-1168 or EZ-TPO-BA	-45.0*
SC-114.	Min. 22 ga., type B, 50 ksi steel or min. 2,500 psi structural concrete	One or more layers, any combination, loose laid	Min. 0.25-inch SECUROCK Gypsum-Fiber Roof Board	Note 2	1 per 1.8 ft <sup>2</sup>	EZ TPO / Quick Jet, EZ-TPO-LVOC, EZ-TPO-LVOC-1168 or EZ-TPO-BA	-45.0
SC-115.	Min. 22 ga., type B, 50 ksi steel or min. 2,500 psi structural concrete	One or more layers, any combination, loose laid	Min. 0.25-inch DEXcell FA Glass Mat Roof Board or min. 7/16-inch DEXcell Cement Roof Board	Note 2	1 per 1.8 ft <sup>2</sup>	EZ TPO / Quick Jet, EZ-TPO-LVOC, EZ-TPO-LVOC-1168 or EZ-TPO-BA	-45.0
SC-116.	Min. 22 ga., type B, Grade 33 steel	Min. 1.5-inch thick, one or more layers, any combination, loose laid	Min. 7/16-inch OSB	GenFast HailGard Fastener	1 per 2.7 ft <sup>2</sup>	EZ TPO / Quick Jet, EZ-TPO-LVOC-1168 or EZ-TPO-BA	-45.0
SC-117.	Min. 22 ga., type B, 50 ksi steel or min. 2,500 psi structural concrete	(Optional) One or more layers, any combination, loose laid	Min. 1-inch GenFlex Coated Glass Facer	Note 2	1 per 1.6 ft <sup>2</sup>	EZ TPO / Quick Jet, EZ-TPO-LVOC, EZ-TPO-LVOC-1168 or EZ-TPO-BA	-52.5
SC-118.	Min. 22 ga., type B, Grade 33 steel	Min. 1.5-inch thick, one or more layers, any combination, loose laid	Min. 7/16-inch OSB	GenFast HailGard Fastener	1 per 1.6 ft <sup>2</sup>	EZ TPO / Quick Jet, EZ-TPO-LVOC-1168 or EZ-TPO-BA	-52.5
SC-119.	Min. 22 ga., type B, Grade 33 steel or min. 2,500 psi structural concrete	(Optional) One or more layers, any combination, loose laid	Min. 1.5-inch GenFlex ISO Insulation	Note 2	1 per 1.8 ft <sup>2</sup>	EZ TPO / Quick Jet, EZ-TPO-LVOC-1168 or EZ-TPO-BA	-60.0
SC-120.	Min. 22 ga., type B, 56 ksi steel or min. 2,500 psi structural concrete	One or more layers, any combination, loose laid	Min. 0.5-inch SECUROCK Gypsum-Fiber Roof Board	Note 2	1 per 2.13 ft <sup>2</sup>	EZ TPO / Quick Jet, EZ-TPO-LVOC, EZ-TPO-LVOC-1168 or EZ-TPO-BA	-60.0
SC-121.	Min. 22 ga., type B, 50 ksi steel or min. 2,500 psi structural concrete	One or more layers, any combination, loose laid	Min. 0.5-inch SECUROCK Gypsum-Fiber Roof Board	Note 2	1 per 1.8 ft <sup>2</sup>	EZ TPO / Quick Jet, EZ-TPO-LVOC, EZ-TPO-LVOC-1168 or EZ-TPO-BA	-60.0
SC-122.	Min. 22 ga., type B, Grade 33 steel or min. 2,500 psi structural concrete	Min. 1.5-inch thick, one or more layers, any combination, loose laid	Min. 0.5-inch GenFlex HD ISO	Note 2	1 per 1.3 ft <sup>2</sup>	EZ TPO / Quick Jet, EZ-TPO-LVOC, EZ-TPO-LVOC-1168 or EZ-TPO-BA	-60.0
SC-123.	Min. 22 ga., type B, Grade 33 steel or min. 2,500 psi structural concrete	(Optional) One or more layers, any combination, loose laid	Min. 1.5-inch GenFlex HD Composite ISO	Note 2	1 per 1.3 ft <sup>2</sup>	EZ TPO / Quick Jet, EZ-TPO-LVOC, EZ-TPO-LVOC-1168 or EZ-TPO-BA	-60.0

**TABLE 2F: STEEL OR STRUCTURAL CONCRETE DECKS - NEW CONSTRUCTION OR REROOF (TEAR-OFF) OR RECOVER**  
**SYSTEM TYPE C-1: MECHANICALLY ATTACHED INSULATION, BONDED ROOF COVER**

System No.	Deck ( <a href="#">Note 1</a> )	Base Insulation Layer ( <a href="#">Note 3</a> , <a href="#">Note 13</a> )	Top Insulation Layer			Roof Cover ( <a href="#">Note 15</a> )	MDP (psf)
			Type	Fasten ( <a href="#">Note 2</a> , <a href="#">Note 11</a> )	Attach ( <a href="#">Note 17</a> )		
SC-124.	Min. 22 ga., type B, 56 ksi steel or min. 2,500 psi structural concrete	One or more layers, any combination, loose laid	Min. 0.5-inch DEXcell FA Glass Mat Roof Board or SECUROCK Gypsum-Fiber Roof Board	Note 2	1 per 1.6 ft <sup>2</sup>	EZ TPO / Quick Jet, EZ-TPO-LVOC, EZ-TPO-LVOC-1168 or EZ-TPO-BA	-67.5
SC-125.	Min. 22 ga., type B, Grade 33 steel or min. 2,500 psi structural concrete	Min. 1.5-inch thick, one or more layers, any combination, loose laid	Min. 0.5-inch DensDeck Prime or SECUROCK Gypsum-Fiber Roof Board	Note 2	1 per 1.3 ft <sup>2</sup>	EZ TPO / Quick Jet, EZ-TPO-LVOC-1168 or EZ-TPO-BA	-75.0
SC-126.	Min. 22 ga., type B, Grade 33 steel or min. 2,500 psi structural concrete	Min. 1.5-inch thick, one or more layers, any combination, loose laid	Min. 7/16-inch OSB	Note 2 (Heavy Duty only for steel)	1 per 2.0 ft <sup>2</sup>	EZ TPO / Quick Jet, EZ-TPO-LVOC-1168 or EZ-TPO-BA	-75.0
SC-127.	Min. 22 ga., type B, Grade 33 steel or min. 2,500 psi structural concrete	(Optional) One or more layers, any combination, loose laid	Min. 1.5-inch GenFlex NB	Note 2 (Heavy Duty only for steel)	1 per 2.0 ft <sup>2</sup>	EZ TPO / Quick Jet, EZ-TPO-LVOC-1168 or EZ-TPO-BA	-75.0
SC-128.	Min. 22 ga., type B, Grade 33 steel or min. 2,500 psi structural concrete	(Optional) One or more layers, any combination, loose laid	Min. 2-inch GenFlex ISO Insulation	Note 2	1 per 1.6 ft <sup>2</sup>	EZ TPO / Quick Jet, EZ-TPO-LVOC-1168 or EZ-TPO-BA	-75.0
SC-129.	Min. 22 ga., type B, Grade 33 steel or min. 2,500 psi structural concrete	(Optional) One or more layers, any combination, loose laid	Min. 1.5-inch GenFlex Coated Glass Facer	Note 2	1 per 1.6 ft <sup>2</sup>	EZ TPO / Quick Jet, EZ-TPO-LVOC, EZ-TPO-LVOC-1168 or EZ-TPO-BA	-75.0
SC-130.	Min. 22 ga., type B, Grade 33 steel or min. 2,500 psi structural concrete	(Optional) One or more layers, any combination, loose laid	Min. 2-inch GenFlex Coated Glass Facer	Note 2	1 per 1.6 ft <sup>2</sup>	EZ TPO / Quick Jet, EZ-TPO-LVOC, EZ-TPO-LVOC-1168 or EZ-TPO-BA	-82.5
SC-131.	Min. 22 ga., type B, 60 ksi steel or min. 2,500 psi structural concrete	One or more layers, any combination, loose laid	Min. 0.5-inch SECUROCK Gypsum-Fiber Roof Board	Note 2	1 per 1.8 ft <sup>2</sup>	EZ TPO / Quick Jet, EZ-TPO-BA	-82.5
SC-132.	Min. 22 ga., type B, Grade 80 steel or min. 2,500 psi structural concrete	One or more layers, any combination, loose laid	Min. 7/16-inch APA rated OSB	Note 2	1 per 1.0 ft <sup>2</sup>	EZ TPO / Quick Jet	-82.5
SC-133.	Min. 22 ga., type B, Grade 33 steel or min. 2,500 psi structural concrete	(Optional) One or more layers, any combination, loose laid	Min. 1.5-inch GenFlex ISO Insulation	Note 2	1 per 1.3 ft <sup>2</sup>	EZ TPO / EZ-TPO-BA, EZ-TPO-LVOC-1168	-90.0
SC-134.	Min. 22 ga., type B, Grade 33 steel or min. 2,500 psi structural concrete	(Optional) One or more layers, any combination, loose laid	Min. 2-inch GenFlex Coated Glass Facer	Note 2	1 per 1.3 ft <sup>2</sup>	EZ TPO / EZ-TPO-LVOC, EZ-TPO-LVOC-1168 or EZ-TPO-BA	-105.0
SC-135.	Min. 22 ga., type B, Grade 33 steel or min. 2,500 psi structural concrete	Min. 1.5-inch thick, one or more layers, any combination, loose laid	Min. 0.5-inch DensDeck Prime or SECUROCK Gypsum-Fiber Roof Board	Note 2	1 per 1.0 ft <sup>2</sup>	EZ TPO / EZ-TPO-BA, EZ-TPO-LVOC-1168	-105.0
SC-136.	Min. 22 ga., type B, Grade 33 steel or min. 2,500 psi structural concrete	(Optional) One or more layers, any combination, loose laid	Min. 2-inch GenFlex ISO Insulation	Note 2	1 per 1.0 ft <sup>2</sup>	EZ TPO / EZ-TPO-BA	-112.5
SC-137.	Min. 22 ga., type B, Grade 33 steel or min. 2,500 psi structural concrete	(Optional) One or more layers, any combination, loose laid	Min. 2-inch GenFlex Coated Glass Facer	Note 2	1 per 1.0 ft <sup>2</sup>	EZ TPO / EZ-TPO-LVOC, EZ-TPO-LVOC-1168 or EZ-TPO-BA	-112.5
SC-138.	Min. 22 ga., type B, Grade 33 steel or min. 2,500 psi structural concrete	(Optional) One or more layers, any combination, loose laid	Min. 1.5-inch GenFlex HD Composite ISO	Note 2	1 per 1.3 ft <sup>2</sup>	EZ TPO / EZ-TPO-LVOC, EZ-TPO-LVOC-1168 or EZ-TPO-BA	-112.5

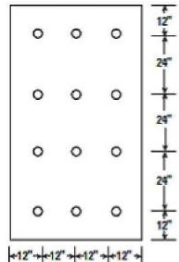
**TABLE 2F: STEEL OR STRUCTURAL CONCRETE DECKS - NEW CONSTRUCTION OR REROOF (TEAR-OFF) OR RECOVER**  
**SYSTEM TYPE C-1: MECHANICALLY ATTACHED INSULATION, BONDED ROOF COVER**

System No.	Deck ( <a href="#">Note 1</a> )	Base Insulation Layer ( <a href="#">Note 3</a> , <a href="#">Note 13</a> )	Top Insulation Layer			Roof Cover ( <a href="#">Note 15</a> )	MDP ( <a href="#">psf</a> )
			Type	Fasten ( <a href="#">Note 2</a> , <a href="#">Note 11</a> )	Attach ( <a href="#">Note 17</a> )		
SC-139.	Min. 22 ga., type B, Grade 33 steel or min. 2,500 psi structural concrete	Min. 1.5-inch thick, one or more layers, any combination, loose laid	Min. 0.5-inch SECUROCK Gypsum-Fiber Roof Board	Note 2	1 per 1.0 ft <sup>2</sup>	EZ TPO / EZ-TPO-LVOC, EZ-TPO-LVOC-1168 or EZ-TPO-BA	-112.5
SC-140.	Min. 22 ga., type B, Grade 33 steel or min. 2,500 psi structural concrete	(Optional) One or more layers, any combination, loose laid	Min. 2-inch GenFlex HD Composite ISO	Note 2	1 per 1.3 ft <sup>2</sup>	EZ TPO / EZ-TPO-LVOC, EZ-TPO-LVOC-1168 or EZ-TPO-BA	-120.0
SC-141.	Min. 22 ga., type B, Grade 80 steel or min. 2,500 psi structural concrete	(Optional) One or more layers, any combination, loose laid	Min. 2-inch GenFlex GL ISO	Note 2	1 per 1.0 ft <sup>2</sup>	EZ TPO / EZ-TPO-BA	-135.0
SC-142.	Min. 22 ga., type B, Grade 80 steel or min. 2,500 psi structural concrete	(Optional) One or more layers, any combination, loose laid	Min. 2-inch GenFlex CG ISO	Note 2	1 per 1.0 ft <sup>2</sup>	EZ TPO / EZ-TPO-LVOC, EZ-TPO-LVOC-1168 or EZ-TPO-BA	-135.0
SC-143.	Min. 22 ga., type B, Grade 80 steel or min. 2,500 psi structural concrete	(Optional) One or more layers, any combination, loose laid	Min. 2-inch GenFlex ISO Insulation (no GenFlex GL ISO)	Note 2	1 per 1.0 ft <sup>2</sup>	EZ TPO / EZ-TPO-BA	-150.0
SC-144.	Min. 22 ga., type B, Grade 80 steel or min. 2,500 psi structural concrete	(Optional) One or more layers, any combination, loose laid	Min. 2-inch GenFlex Coated Glass Facer (no GenFlex CG ISO)	Note 2	1 per 1.0 ft <sup>2</sup>	EZ TPO / EZ-TPO-LVOC, EZ-TPO-LVOC-1168 or EZ-TPO-BA	-150.0
SC-145.	Min. 22 ga., type B, Grade 33 steel or min. 2,500 psi structural concrete	Min. 1.5-inch thick, one or more layers, any combination, loose laid	Min. 7/16-inch OSB	Note 2 (Heavy Duty only for steel)	1 per 1.0 ft <sup>2</sup>	EZ TPO / EZ-TPO-BA, EZ-TPO-LVOC-1168	-150.0
SC-146.	Min. 22 ga., type B, Grade 33 steel or min. 2,500 psi structural concrete	(Optional) One or more layers, any combination, loose laid	Min. 1.5-inch GenFlex NB	Note 2 (Heavy Duty only for steel)	1 per 1.0 ft <sup>2</sup>	EZ TPO / EZ-TPO-BA, EZ-TPO-LVOC-1168	-150.0
<b>GENFLEX EZ FLEECE BACKED TPO / QUICK JET SPRAY ADHESIVE SYSTEMS:</b>							
SC-147.	Min. 22 ga., type B, Grade 33 steel or min. 2,500 psi structural concrete	(Optional) One or more layers, any combination, loose laid	Min. 1-inch GenFlex ISO Insulation	Note 2	1 per 2.7 ft <sup>2</sup>	EZ Fleece Backed TPO / Quick Jet	-37.5*
SC-148.	Min. 22 ga., type B, Grade 33 steel or min. 2,500 psi structural concrete	(Optional) One or more layers, any combination, loose laid	Min. 1.5-inch GenFlex ISO Insulation	Note 2	1 per 2.0 ft <sup>2</sup>	EZ Fleece Backed TPO / Quick Jet	-45.0*
SC-149.	Min. 22 ga., type B, Grade 33 steel or min. 2,500 psi structural concrete	(Optional) One or more layers, any combination, loose laid	Min. 2.25-inch GenFlex ISO Insulation	Note 2	1 per 4.0 ft <sup>2</sup>	EZ Fleece Backed TPO / Quick Jet	-45.0*
SC-150.	Min. 22 ga., type B, Grade 33 steel or min. 2,500 psi structural concrete	One or more layers, any combination, loose laid	Min. 0.25-inch DensDeck Prime or SECUROCK Gypsum-Fiber Roof Board, min. 7/16-inch OSB or min. 0.5-inch GenFlex HD ISO or Structodek High Density Fiberboard Roof Insulation	Note 2	1 per 2.0 ft <sup>2</sup>	EZ Fleece Backed TPO / Quick Jet	-45.0*
SC-151.	Min. 22 ga., type B, Grade 33 steel or min. 2,500 psi structural concrete	(Optional) One or more layers, any combination, loose laid	Min. 2-inch GenFlex ISO Insulation	Note 2	1 per 1.6 ft <sup>2</sup>	EZ Fleece Backed TPO / Quick Jet	-67.5
SC-152.	Min. 22 ga., type B, Grade 80 steel or min. 2,500 psi structural concrete	One or more layers, any combination, loose laid	Min. 7/16-inch APA rated OSB	Note 2	1 per 1.0 ft <sup>2</sup>	EZ Fleece Backed TPO / Quick Jet	-82.5

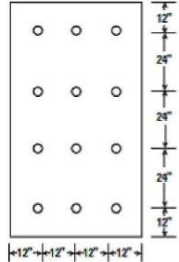
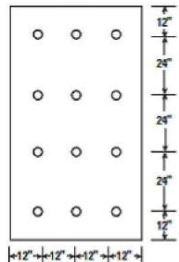
**TABLE 2F: STEEL OR STRUCTURAL CONCRETE DECKS - NEW CONSTRUCTION OR REROOF (TEAR-OFF) OR RECOVER  
SYSTEM TYPE C-1: MECHANICALLY ATTACHED INSULATION, BONDED ROOF COVER**

System No.	Deck <a href="#">(Note 1)</a>	Base Insulation Layer <a href="#">(Note 3, Note 13)</a>	Top Insulation Layer			Roof Cover <a href="#">(Note 15)</a>	MDP <a href="#">(psf)</a>
			Type	Fasten <a href="#">(Note 2, Note 11)</a>	Attach <a href="#">(Note 17)</a>		
<b>GENFLEX EZ FLEECE BACKED TPO / EZ TPO FB STICK ADHESIVE SYSTEMS:</b>							
SC-153.	Min. 22 ga., type B, Grade 33 steel or min. 2,500 psi structural concrete	(Optional) One or more layers, any combination, loose laid	Min. 1-inch GenFlex ISO Insulation	Note 2	1 per 2.7 ft <sup>2</sup>	EZ Fleece Backed TPO / EZ-TPO-FB-Stick (RIBBON, 12)	-37.5*
SC-154.	Min. 22 ga., type B, Grade 33 steel or min. 2,500 psi structural concrete	(Optional) One or more layers, any combination, loose laid	Min. 1.5-inch GenFlex ISO Insulation	Note 2	1 per 2.0 ft <sup>2</sup>	EZ Fleece Backed TPO / EZ-TPO-FB-Stick (RIBBON, 12)	-45.0*
SC-155.	Min. 22 ga., type B, Grade 33 steel or min. 2,500 psi structural concrete	(Optional) One or more layers, any combination, loose laid	Min. 2.25-inch GenFlex ISO Insulation	Note 2	1 per 4.0 ft <sup>2</sup>	EZ Fleece Backed TPO / EZ-TPO-FB-Stick (RIBBON, 12)	-45.0*
SC-156.	Min. 22 ga., type B, Grade 33 steel or min. 2,500 psi structural concrete	One or more layers, any combination, loose laid	Min. 0.25-inch DensDeck Prime, DEXcell FA Glass Mat Roof Board or SECUROCK Gypsum-Fiber Roof Board or min. 7/16-inch OSB or DEXcell Cement Roof Board	Note 2	1 per 2.0 ft <sup>2</sup>	EZ Fleece Backed TPO / EZ-TPO-FB-Stick (RIBBON, 12)	-45.0*
SC-157.	Min. 22 ga., type B, Grade 33 steel or min. 2,500 psi structural concrete	One or more layers, any combination, loose laid (optional for recover)	Min. 0.5-inch GenFlex HD ISO	Note 2	1 per 2.1 ft <sup>2</sup>	EZ Fleece Backed TPO / EZ-TPO-FB-Stick (RIBBON, 12)	-45.0*
SC-158.	Min. 22 ga., type B, Grade 33 steel or min. 2,500 psi structural concrete	One or more layers, any combination, loose laid	Min. 0.5-inch GenFlex HD ISO	Note 2	1 per 2.0 ft <sup>2</sup>	EZ Fleece Backed TPO / EZ-TPO-FB-Stick (RIBBON, 4)	-45.0*
SC-159.	Min. 22 ga., type B, Grade 80 steel or min. 2,500 psi structural concrete	(Optional) One or more layers, any combination, loose laid	Min. 1.5-inch GenFlex ISO Insulation or GenFlex Coated Glass Facer	Note 2	1 per 1.0 ft <sup>2</sup>	EZ Fleece Backed TPO / EZ-TPO-FB-Stick (RIBBON, 12)	-82.5
SC-160.	Min. 22 ga., type B, Grade 33 steel or min. 2,500 psi structural concrete	(Optional) One or more layers, any combination, loose laid	Min. 2-inch GenFlex ISO Insulation	Note 2	1 per 1.6 ft <sup>2</sup>	EZ Fleece Backed TPO / EZ-TPO-FB-Stick (RIBBON, 6)	-82.5
SC-161.	Min. 22 ga., type B, Grade 33 steel or min. 2,500 psi structural concrete	(Optional) One or more layers, any combination, loose laid	Min. 2-inch GenFlex GL ISO	Note 2	1 per 1.0 ft <sup>2</sup>	EZ Fleece Backed TPO / EZ-TPO-FB-Stick (RIBBON, 4)	-135.0
SC-162.	Min. 22 ga., type B, Grade 33 steel or min. 2,500 psi structural concrete	(Optional) One or more layers, any combination, loose laid	Min. 2-inch GenFlex ISO Insulation <i>(no GenFlex GL ISO)</i>	Note 2	1 per 1.0 ft <sup>2</sup>	EZ Fleece Backed TPO / EZ-TPO-FB-Stick (RIBBON, 4)	-142.5
<b>GENFLEX EZ FLEECE BACKED TPO / QUICK DUAL SYSTEMS:</b>							
SC-163.	Min. 22 ga., type B, Grade 33 steel or min. 2,500 psi structural concrete	(Optional) One or more layers, any combination, loose laid	Min. 1-inch GenFlex ISO Insulation	Note 2	1 per 2.7 ft <sup>2</sup>	EZ Fleece Backed TPO / Quick Dual (RIBBON, 6 or SPATTER)	-37.5*
SC-164.	Min. 22 ga., type B, Grade 33 steel or min. 2,500 psi structural concrete	(Optional) One or more layers, any combination, loose laid	Min. 1.5-inch GenFlex ISO Insulation	Note 2	1 per 2.0 ft <sup>2</sup>	EZ Fleece Backed TPO / Quick Dual (RIBBON, 6 or SPATTER)	-45.0*
SC-165.	Min. 22 ga., type B, Grade 33 steel or min. 2,500 psi structural concrete	(Optional) One or more layers, any combination, loose laid	Min. 2.25-inch GenFlex ISO Insulation	Note 2	1 per 4.0 ft <sup>2</sup>	EZ Fleece Backed TPO / Quick Dual (RIBBON, 6 or SPATTER)	-45.0*
SC-166.	Min. 22 ga., type B, Grade 33 steel or min. 2,500 psi structural concrete	One or more layers, any combination, loose laid	Min. 0.25-inch DensDeck Prime or min. 7/16-inch OSB	Note 2	1 per 2.0 ft <sup>2</sup>	EZ Fleece Backed TPO / Quick Dual (RIBBON, 6 or SPATTER)	-45.0*
SC-167.	Min. 22 ga., type B, Grade 33 steel or min. 2,500 psi structural concrete	One or more layers, any combination, loose laid	Min. 0.25-inch SECUROCK Gypsum-Fiber Roof Board	Note 2	1 per 2.0 ft <sup>2</sup>	EZ Fleece Backed TPO / Quick Dual (RIBBON, 12 or SPATTER)	-45.0*

**TABLE 2F: STEEL OR STRUCTURAL CONCRETE DECKS - NEW CONSTRUCTION OR REROOF (TEAR-OFF) OR RECOVER  
SYSTEM TYPE C-1: MECHANICALLY ATTACHED INSULATION, BONDED ROOF COVER**

System No.	Deck ( <a href="#">Note 1</a> )	Base Insulation Layer ( <a href="#">Note 3</a> , <a href="#">Note 13</a> )	Top Insulation Layer			Roof Cover ( <a href="#">Note 15</a> )	MDP (psf)
			Type	Fasten ( <a href="#">Note 2</a> , <a href="#">Note 11</a> )	Attach ( <a href="#">Note 17</a> )		
SC-168.	Min. 22 ga., type B, Grade 33 steel or min. 2,500 psi structural concrete	One or more layers, any combination, loose laid (optional for recover)	Min. 0.5-inch GenFlex HD ISO	Note 2	1 per 2.1 ft <sup>2</sup>	EZ Fleece Backed TPO / Quick Dual (RIBBON, 6 or SPATTER)	-45.0*
SC-169.	Min. 22 ga., type B, Grade 33 steel or min. 2,500 psi structural concrete	One or more layers, any combination, loose laid	Min. 0.5-inch GenFlex HD ISO	Note 2	1 per 2.0 ft <sup>2</sup>	EZ Fleece Backed TPO / Quick Dual (RIBBON, 4 or SPATTER)	-45.0*
SC-170.	Min. 22 ga., type B, Grade 80 steel or min. 2,500 psi structural concrete	(Optional) One or more layers, any combination, loose laid	Min. 1.5-inch GenFlex ISO Insulation	Note 2	1 per 1.0 ft <sup>2</sup>	EZ Fleece Backed TPO / Quick Dual (RIBBON, 6 or SPATTER)	-82.5
SC-171.	Min. 22 ga., type B, Grade 80 steel or min. 2,500 psi structural concrete	(Optional) One or more layers, any combination, loose laid	Min. 1.5-inch GenFlex Coated Glass Facer	Note 2	1 per 1.0 ft <sup>2</sup>	EZ Fleece Backed TPO / Quick Dual (RIBBON, 12 or SPATTER)	-82.5
SC-172.	Min. 22 ga., type B, Grade 33 steel or min. 2,500 psi structural concrete	(Optional) One or more layers, any combination, loose laid	Min. 2-inch GenFlex ISO Insulation	Note 2	1 per 1.6 ft <sup>2</sup>	EZ Fleece Backed TPO / Quick Dual (RIBBON, 6 or SPATTER)	-82.5
SC-173.	Min. 22 ga., type B, Grade 33 steel or min. 2,500 psi structural concrete	(Optional) One or more layers, any combination, loose laid	Min. 2-inch GenFlex ISO Insulation (no GenFlex GL ISO)	Note 2	1 per 1.0 ft <sup>2</sup>	EZ Fleece Backed TPO / Quick Dual (RIBBON, 4 or SPATTER)	-142.5
<b>GENFLEX EZ FLEECE BACKED TPO / GENFLEX FLEECE BACKED BONDING ADHESIVE SYSTEMS:</b>							
SC-174.	Min. 22 ga., type B, Grade 33 steel or min. 2,500 psi structural concrete	One or more layers, any combination, loose laid	Min. 0.25-inch DensDeck Prime or min. 0.5-inch SECUROCK Gypsum-Fiber Roof Board	Note 2	1 per 2.7 ft <sup>2</sup>	EZ Fleece Backed TPO / FB-BA	-45.0*
<b>GENFLEX EZ TPO PEEL AND STICK SYSTEMS:</b>							
SC-175.	Min. 22 ga., type B, Grade 33 steel or min. 2,500 psi structural concrete	(Optional) One or more layers, any combination, loose laid	Min. 1-inch GenFlex Coated Glass Facer	Note 2	1 per 3.2 ft <sup>2</sup>	EZ TPO Peel and Stick, self-adhered	-30.0*
SC-176.	Min. 22 ga., type B, Grade 33 steel or min. 2,500 psi structural concrete	(Optional) One or more layers, any combination, loose laid	Min. 1-inch GenFlex ISO Insulation	Note 2	1 per 2.7 ft <sup>2</sup> 	EZ TPO Peel and Stick, self-adhered	-37.5*
SC-177.	Min. 22 ga., type B, Grade 33 steel or min. 2,500 psi structural concrete	(Optional) One or more layers, any combination, loose laid	Min. 2-inch GenFlex Coated Glass Facer	Note 2	1 per 5.3 ft <sup>2</sup>	EZ TPO Peel and Stick, self-adhered	-37.5*
SC-178.	Min. 22 ga., type B, Grade 33 steel or min. 2,500 psi structural concrete	(Optional) One or more layers, any combination, loose laid	Min. 2-inch GenFlex ISO Insulation	Note 2	1 per 4.0 ft <sup>2</sup>	EZ TPO Peel and Stick, self-adhered	-45.0*

**TABLE 2F: STEEL OR STRUCTURAL CONCRETE DECKS - NEW CONSTRUCTION OR REROOF (TEAR-OFF) OR RECOVER  
SYSTEM TYPE C-1: MECHANICALLY ATTACHED INSULATION, BONDED ROOF COVER**

System No.	Deck ( <a href="#">Note 1</a> )	Base Insulation Layer ( <a href="#">Note 3</a> , <a href="#">Note 13</a> )	Top Insulation Layer			Roof Cover ( <a href="#">Note 15</a> )	MDP (psf)
			Type	Fasten ( <a href="#">Note 2</a> , <a href="#">Note 11</a> )	Attach ( <a href="#">Note 17</a> )		
SC-179.	Min. 22 ga., type B, Grade 33 steel or min. 2,500 psi structural concrete	(Optional) One or more layers, any combination, loose laid	Min. 1.25-inch GenFlex ISO Insulation	Note 2	1 per 2.7 ft <sup>2</sup> 	EZ TPO Peel and Stick, self-adhered	-45.0*
SC-180.	Min. 22 ga., type B, Grade 33 steel or min. 2,500 psi structural concrete	(Optional) One or more layers, any combination, loose laid	Min. 1.5-inch GenFlex ISO Insulation	Note 2	1 per 2.0 ft <sup>2</sup>	EZ TPO Peel and Stick, self-adhered	-45.0*
SC-181.	Min. 22 ga., type B, 50 ksi steel or min. 2,500 psi structural concrete	(Optional) One or more layers, any combination, loose laid	Min. 2-inch GenFlex ISO Insulation	Note 2	1 per 2.7 ft <sup>2</sup> 	EZ TPO Peel and Stick, self-adhered	-45.0
SC-182.	Min. 22 ga., type B, Grade 33 steel or min. 2,500 psi structural concrete	(Optional) One or more layers, any combination, loose laid	Min. 1.5-inch GenFlex Coated Glass Facer	Note 2	1 per 2.7 ft <sup>2</sup>	EZ TPO Peel and Stick, self-adhered	-45.0*
SC-183.	Min. 22 ga., type B, Grade 33 steel or min. 2,500 psi structural concrete	(Optional) One or more layers, any combination, loose laid	Min. 1-inch GenFlex Coated Glass Facer	Note 2	1 per 2.0 ft <sup>2</sup>	EZ TPO Peel and Stick, self-adhered	-45.0*
SC-184.	Min. 22 ga., type B, Grade 33 steel or min. 2,500 psi structural concrete	(Optional) One or more layers, any combination, loose laid	Min. 1.5-inch GenFlex HD Composite ISO	Note 2	1 per 4.0 ft <sup>2</sup>	EZ TPO Peel and Stick, self-adhered	-45.0*
SC-185.	Min. 22 ga., type B, Grade 33 steel or min. 2,500 psi structural concrete	(Optional) One or more layers, any combination, loose laid	Min. 1.5-inch GenFlex HD Composite ISO	Note 2	1 per 1.3 ft <sup>2</sup>	EZ TPO Peel and Stick, self-adhered	-45.0
SC-186.	Min. 22 ga., type B, Grade 33 steel or min. 2,500 psi structural concrete	One or more layers, any combination, loose laid	Min. 0.5-inch GenFlex HD ISO	Note 2	1 per 2.7 ft <sup>2</sup>	EZ TPO Peel and Stick, self-adhered	-45.0*
SC-187.	Min. 22 ga., type B, Grade 33 steel or min. 2,500 psi structural concrete	Min. 1.5-inch thick, one or more layers, any combination, loose laid	Min. 0.5-inch GenFlex HD ISO	Note 2	1 per 1.3 ft <sup>2</sup>	EZ TPO Peel and Stick, self-adhered	-45.0

**TABLE 2F: STEEL OR STRUCTURAL CONCRETE DECKS - NEW CONSTRUCTION OR REROOF (TEAR-OFF) OR RECOVER  
SYSTEM TYPE C-1: MECHANICALLY ATTACHED INSULATION, BONDED ROOF COVER**

System No.	Deck ( <a href="#">Note 1</a> )	Base Insulation Layer ( <a href="#">Note 3</a> , <a href="#">Note 13</a> )	Top Insulation Layer			Roof Cover ( <a href="#">Note 15</a> )	MDP (psf)
			Type	Fasten ( <a href="#">Note 2</a> , <a href="#">Note 11</a> )	Attach ( <a href="#">Note 17</a> )		
SC-188.	Min. 22 ga., type B, Grade 33 steel or min. 2,500 psi structural concrete	(Optional for Recover) Min. 0.5-inch thick, one or more layers, any combination, loose laid	Min. 0.25-inch DensDeck Prime	Note 2	1 per 2.7 ft <sup>2</sup>	EZ TPO Peel and Stick, self-adhered	-45.0*
SC-189.	Min. 22 ga., type B, Grade 33 steel or min. 2,500 psi structural concrete	One or more layers, any combination, loose laid	Min. 0.25-inch SECUROCK Gypsum-Fiber Roof Board	Note 2	1 per 2.0 ft <sup>2</sup>	EZ TPO Peel and Stick, self-adhered	-45.0*
SC-190.	Min. 22 ga., type B, Grade 33 steel or min. 2,500 psi structural concrete	(Optional for Recover) Min. 0.5-inch thick, one or more layers, any combination, loose laid	Min. 0.5-inch SECUROCK Gypsum-Fiber Roof Board	Note 2	1 per 4.0 ft <sup>2</sup>	EZ TPO Peel and Stick, self-adhered	-45.0*
SC-191.	Min. 22 ga., type B, 50 ksi steel or min. 2,500 psi structural concrete	One or more layers, any combination, loose laid	Min. 0.25-inch SECUROCK Gypsum-Fiber Roof Board	Note 2	1 per 1.8 ft <sup>2</sup>	EZ TPO Peel and Stick, self-adhered	-45.0
SC-192.	Min. 22 ga., type B, Grade 33 steel or min. 2,500 psi structural concrete	Min. 1.5-inch thick, one or more layers, any combination, loose laid	Min. 7/16-inch OSB	GenFast HailGard Fastener (steel only)	1 per 2.7 ft <sup>2</sup>	EZ TPO Peel and Stick, self-adhered	-45.0
SC-193.	Min. 22 ga., type B, 50 ksi steel or min. 2,500 psi structural concrete	(Optional) One or more layers, any combination, loose laid	Min. 1-inch GenFlex Coated Glass Facer	Note 2	1 per 1.6 ft <sup>2</sup>	EZ TPO Peel and Stick, self-adhered	-52.5
SC-194.	Min. 22 ga., type B, Grade 33 steel or min. 2,500 psi structural concrete	Min. 1.5-inch thick, one or more layers, any combination, loose laid	Min. 7/16-inch OSB	GenFast HailGard Fastener (steel only)	1 per 1.6 ft <sup>2</sup>	EZ TPO Peel and Stick, self-adhered	-52.5
SC-195.	Min. 22 ga., type B, Grade 33 steel or min. 2,500 psi structural concrete	(Optional) One or more layers, any combination, loose laid	Min. 1.5-inch GenFlex ISO Insulation	Note 2	1 per 1.8 ft <sup>2</sup>	EZ TPO Peel and Stick, self-adhered	-60.0
SC-196.	Min. 22 ga., type B, 56 ksi steel or min. 2,500 psi structural concrete	One or more layers, any combination, loose laid	Min. 0.5-inch SECUROCK Gypsum-Fiber Roof Board	Note 2	1 per 2.13 ft <sup>2</sup>	EZ TPO Peel and Stick, self-adhered	-60.0
SC-197.	Min. 22 ga., type B, 50 ksi steel or min. 2,500 psi structural concrete	One or more layers, any combination, loose laid	Min. 0.5-inch SECUROCK Gypsum-Fiber Roof Board	Note 2	1 per 1.8 ft <sup>2</sup>	EZ TPO Peel and Stick, self-adhered	-60.0
SC-198.	Min. 22 ga., type B, Grade 33 steel or min. 2,500 psi structural concrete	Min. 1.5-inch thick, one or more layers, any combination, loose laid	Min. 0.5-inch GenFlex HD ISO	Note 2	1 per 1.3 ft <sup>2</sup>	EZ TPO Peel and Stick, self-adhered	-60.0
SC-199.	Min. 22 ga., type B, Grade 33 steel or min. 2,500 psi structural concrete	(Optional) One or more layers, any combination, loose laid	Min. 1.5-inch GenFlex HD Composite ISO	Note 2	1 per 1.3 ft <sup>2</sup>	EZ TPO Peel and Stick, self-adhered	-60.0
SC-200.	Min. 22 ga., type B, 56 ksi steel or min. 2,500 psi structural concrete	One or more layers, any combination, loose laid	Min. 0.5-inch SECUROCK Gypsum-Fiber Roof Board	Note 2	1 per 1.6 ft <sup>2</sup>	EZ TPO Peel and Stick, self-adhered	-67.5
SC-201.	Min. 22 ga., type B, Grade 33 steel or min. 2,500 psi structural concrete	Min. 1.5-inch thick, one or more layers, any combination, loose laid	Min. 0.5-inch DensDeck Prime or SECUROCK Gypsum-Fiber Roof Board	Note 2	1 per 1.3 ft <sup>2</sup>	EZ TPO Peel and Stick, self-adhered	-75.0
SC-202.	Min. 22 ga., type B, Grade 33 steel or min. 2,500 psi structural concrete	Min. 1.5-inch thick, one or more layers, any combination, loose laid	Min. 7/16-inch OSB	Note 2 (Heavy Duty only for steel)	1 per 2.0 ft <sup>2</sup>	EZ TPO Peel and Stick, self-adhered	-75.0

**TABLE 2F: STEEL OR STRUCTURAL CONCRETE DECKS - NEW CONSTRUCTION OR REROOF (TEAR-OFF) OR RECOVER**  
**SYSTEM TYPE C-1: MECHANICALLY ATTACHED INSULATION, BONDED ROOF COVER**

System No.	Deck (Note 1)	Base Insulation Layer (Note 3, Note 13)	Top Insulation Layer			Roof Cover (Note 15)	MDP (psf)
			Type	Fasten (Note 2, Note 11)	Attach (Note 17)		
SC-203.	Min. 22 ga., type B, Grade 33 steel or min. 2,500 psi structural concrete	(Optional) One or more layers, any combination, loose laid	Min. 1.5-inch GenFlex NB	Note 2 (Heavy Duty only for steel)	1 per 2.0 ft <sup>2</sup>	EZ TPO Peel and Stick, self-adhered	-75.0
SC-204.	Min. 22 ga., type B, Grade 33 steel or min. 2,500 psi structural concrete	(Optional) One or more layers, any combination, loose laid	Min. 2-inch GenFlex ISO Insulation	Note 2	1 per 1.6 ft <sup>2</sup>	EZ TPO Peel and Stick, self-adhered	-75.0
SC-205.	Min. 22 ga., type B, Grade 33 steel or min. 2,500 psi structural concrete	(Optional) One or more layers, any combination, loose laid	Min. 1.5-inch GenFlex Coated Glass Facer	Note 2	1 per 1.6 ft <sup>2</sup>	EZ TPO Peel and Stick, self-adhered	-75.0
SC-206.	Min. 22 ga., type B, Grade 33 steel or min. 2,500 psi structural concrete	(Optional) One or more layers, any combination, loose laid	Min. 2-inch GenFlex Coated Glass Facer	Note 2	1 per 1.0 ft <sup>2</sup>	EZ TPO Peel and Stick, self-adhered	-75.0
SC-207.	Min. 22 ga., type B, Grade 33 steel or min. 2,500 psi structural concrete	(Optional) One or more layers, any combination, loose laid	Min. 2-inch GenFlex Coated Glass Facer	Note 2	1 per 1.6 ft <sup>2</sup>	EZ TPO Peel and Stick, self-adhered	-82.5
SC-208.	Min. 22 ga., type B, 60 ksi steel or min. 2,500 psi structural concrete	One or more layers, any combination, loose laid	Min. 0.5-inch SECUROCK Gypsum-Fiber Roof Board	Note 2	1 per 1.8 ft <sup>2</sup>	EZ TPO Peel and Stick, self-adhered	-82.5
SC-209.	Min. 22 ga., type B, Grade 33 steel or min. 2,500 psi structural concrete	(Optional) One or more layers, any combination, loose laid	Min. 1.5-inch GenFlex ISO Insulation	Note 2	1 per 1.3 ft <sup>2</sup>	EZ TPO Peel and Stick, self-adhered	-90.0
SC-210.	Min. 22 ga., type B, Grade 33 steel or min. 2,500 psi structural concrete	(Optional) One or more layers, any combination, loose laid	Min. 2-inch GenFlex ISO Insulation	Note 2	1 per 1.0 ft <sup>2</sup>	EZ TPO Peel and Stick, self-adhered	-90.0

**TABLE 2G: STEEL OR STRUCTURAL CONCRETE DECKS - NEW CONSTRUCTION, REROOF (TEAR-OFF) OR RECOVER**  
**SYSTEM TYPE C-2: INDUCTION WELDED ROOF COVER**

System No.	Deck (Note 1)	Vapor & Air Barrier	Insulation (Note 3, Note 13)	Attach (Note 17)		Roof Cover (Note 15B)	MDP (psf)
				Fasten (Note 11)	Density / Pattern		
SC-211.	Min. 22 ga., type B, Grade 33 steel or Min. 2,500 psi structural concrete	None	One or more layers, any combination, prelim. attached (Note 5)	GenFlex Heavy Duty Fastener or GenFast Concrete Drive Fastener (concrete only) and EZ TPO InvisiWeld Plate	Max. 18-inch o.c. in rows max. 60-inch o.c.	EZ TPO induction welded with RhinoBond Tool in accordance with manufacturer's instructions.	-30.0
SC-212.	Min. 22 ga., type B, Grade 33 steel or Min. 2,500 psi structural concrete	None	One or more layers, any combination, prelim. attached (Note 5)	GenFlex Heavy Duty Fastener or GenFast Concrete Drive Fastener (concrete only) and EZ TPO InvisiWeld Plate	Max. 12-inch o.c. in rows max. 60-inch o.c.	EZ TPO induction welded with RhinoBond Tool in accordance with manufacturer's instructions.	-45.0
SC-213.	Min. 22 ga., type B, Grade 33 steel or Min. 2,500 psi structural concrete	None	One or more layers, any combination, prelim. attached (Note 5)	GenFlex Heavy Duty Fastener or GenFast Concrete Drive Fastener (concrete only) and EZ TPO InvisiWeld Plate	Max. 6-inch o.c. in rows max. 60-inch o.c.	EZ TPO induction welded with RhinoBond Tool in accordance with manufacturer's instructions.	-82.5

**TABLE 2G: STEEL OR STRUCTURAL CONCRETE DECKS - NEW CONSTRUCTION, REROOF (TEAR-OFF) OR RECOVER**  
**SYSTEM TYPE C-2: INDUCTION WELDED ROOF COVER**

System No.	Deck <a href="#">(Note 1)</a>	Vapor & Air Barrier	Insulation <a href="#">(Note 3, Note 13)</a>	Attach <a href="#">(Note 17)</a>		Roof Cover <a href="#">(Note 15B)</a>	MDP <a href="#">(psf)</a>
				Fasten <a href="#">(Note 11)</a>	Density / Pattern		
SC-214.	Min. 22 ga., type B, Grade 33 steel or Min. 2,500 psi structural concrete	None	One or more layers, any combination	GenFlex Heavy Duty Fastener and EZ TPO InvisiWeld Plate	1 per 5.3 ft <sup>2</sup> (6 parts per 4x8 ft board) Per FM LPDS 1-29	EZ TPO induction welded with RhinoBond Tool in accordance with manufacturer's instructions.	-45.0*
SC-215.	Min. 22 ga., type B, 50 ksi steel	GenFlex Vapor Shield Membrane with min. 3-inch side laps self-adhered to top flanges of steel deck	Min. 2.5-inch GenFlex ISO Insulation, GenFlex Coated Glass Facer or GenFlex HD Composite ISO	GenFlex Heavy Duty Fastener and EZ TPO InvisiWeld Plate	1 per 4.0 ft <sup>2</sup> (8 parts per 4x8 ft board) in a 24 x 24-inch grid	EZ TPO induction welded with RhinoBond Tool in accordance with manufacturer's instructions.	-52.5
SC-216.	Min. 22 ga., type B, 50 ksi steel	Min. 0.25-inch SECUROCK Gypsum-Fiber Roof Board followed by GenFlex Vapor Shield Membrane with min. 3-inch side laps self-adhered	Min. 2.5-inch GenFlex ISO Insulation, GenFlex Coated Glass Facer or GenFlex HD Composite ISO	GenFlex Heavy Duty Fastener and EZ TPO InvisiWeld Plate	1 per 4.0 ft <sup>2</sup> (8 parts per 4x8 ft board) in a 24 x 24-inch grid	EZ TPO induction welded with RhinoBond Tool in accordance with manufacturer's instructions.	-52.5
SC-217.	Min. 22 ga., type B, Grade 33 steel or Min. 2,500 psi structural concrete	None	One or more layers, any combination	GenFlex Heavy Duty Fastener and EZ TPO InvisiWeld Plate	1 per 4.0 ft <sup>2</sup> (8 parts per 4x8 ft board) Per FM LPDS 1-29	EZ TPO induction welded with RhinoBond Tool in accordance with manufacturer's instructions.	-60.0
SC-218.	Min. 22 ga., type B, Grade 33 steel or Min. 2,500 psi structural concrete	None	One or more layers, any combination	GenFlex Heavy Duty Fastener with alternating Rows of: 1.) EZ TPO InvisiWeld Plate 2.) GenFast 3" Round Insulation Plate	1 per 2.0 ft <sup>2</sup> (16 parts per 4x8 ft board) in a 12 x 24-inch grid	EZ TPO induction welded with RhinoBond Tool in accordance with manufacturer's instructions.	-67.5
SC-219.	Min. 22 ga., type B, Grade 33 steel or Min. 2,500 psi structural concrete	None	One or more layers, any combination	GenFlex Heavy Duty Fastener and EZ TPO InvisiWeld Plate	1 per 2.7 ft <sup>2</sup> (12 parts per 4x8 ft board) Per FM LPDS 1-29	EZ TPO induction welded with RhinoBond Tool in accordance with manufacturer's instructions.	-75.0
SC-220.	Min. 22 ga., type B, Grade 33 steel or Min. 2,500 psi structural concrete	None	One or more layers, any combination	GenFlex Heavy Duty Fastener and EZ TPO InvisiWeld Plate	1 per 2.0 ft <sup>2</sup> (16 parts per 4x8 ft board) Per FM LPDS 1-29	EZ TPO induction welded with RhinoBond Tool in accordance with manufacturer's instructions.	-105.0

**TABLE 2H: STEEL OR STRUCTURAL CONCRETE DECKS - NEW CONSTRUCTION OR REROOF (TEAR-OFF) OR RECOVER  
SYSTEM TYPE D-1: INSULATED, MECHANICALLY ATTACHED ROOF COVER (STRESS PLATES)**

System No.	Deck <a href="#">(Note 1)</a>	Vapor & Air Barrier	Insulation <a href="#">(Note 3, Note 13)</a>		Roof Cover <a href="#">(Note 15A)</a>			MDP <a href="#">(psf)</a>
			Type	Attach <a href="#">(Note 5)</a>	Membrane	Fasten <a href="#">(Note 11)</a>	Attach	
SC-221.	Min. 22 ga., type B, Grade 33 steel or min. 2,500 psi structural concrete	None	Min. 1.5-inch thick, one or more layers, any combination	prelim. attached	EZ TPO	GenFlex Heavy Duty Fastener or GenFast Concrete Drive Fastener (concrete only) with GenFlex HD Seam Plate	18-inch o.c. within 6-inch wide laps spaced 72-inch o.c. Laps sealed with 1.5-inch heat weld.	-30.0
SC-222.	Min. 22 ga., type B, Grade 33 steel	None	Min. 1.5-inch thick, one or more layers, any combination	prelim. attached	EZ TPO	GenFlex Heavy Duty Plus Fastener with GenFlex HD Plus Seam Plate	18-inch o.c. within 6-inch wide laps spaced 90-inch o.c. Laps sealed with 1.5-inch heat weld.	-30.0
SC-223.	Min. 22 ga., type B, Grade 33 steel	None	Min. 1.5-inch thick, one or more layers, any combination	prelim. attached	EZ TPO	GenFlex Heavy Duty Fastener with GenFlex HD Seam Plate	12-inch o.c. within 6-inch wide laps spaced 114-inch o.c. Laps sealed with 1.5-inch heat weld.	-30.0
SC-224.	Min. 22 ga., type B, Grade 33 steel or min. 2,500 psi structural concrete	None	(Optional for Recover) Min. 0.5-inch thick, one or more layers, any combination	prelim. attached	EZ Fleece Backed TPO	GenFlex Heavy Duty Fastener or GenFast Concrete Drive Fastener (concrete only) with GenFlex HD Seam Plate	6-inch o.c. within 6-inch wide laps spaced 114-inch o.c. Laps sealed with 1.5-inch heat weld.	-30.0
SC-225.	Min. 22 ga., type B, Grade 33 steel	None	Min. 1.5-inch thick, one or more layers, any combination	prelim. attached	EZ TPO	GenFlex Heavy Duty Plus Fastener with GenFlex HD Plus Seam Plate	12-inch o.c. within 6-inch wide laps spaced 142-inch o.c. Laps sealed with 1.5-inch heat weld.	-30.0
SC-226.	Min. 22 ga., type B, Grade 80 steel or min. 20 ga., type B, Grade 33 steel or min. 2,500 psi structural concrete	None	Min. 1.5-inch thick, one or more layers, any combination	prelim. attached	EZ TPO	GenFlex Heavy Duty Plus Fastener (steel only) or GenFast Concrete Drive Fastener (concrete only) with GenFlex HD Plus Seam Plate	18-inch o.c. within 6-inch wide laps spaced 90-inch o.c. Laps sealed with 5-inch heat weld that encapsulates plates.	-37.5
SC-227.	Min. 22 ga., type B, Grade 33 steel	None	Min. 1.5-inch thick, one or more layers, any combination	prelim. attached	EZ TPO	GenFlex Heavy Duty Plus Fastener with GenFlex HD Plus Seam Plate	12-inch o.c. within 6-inch wide laps spaced 90-inch o.c. Laps sealed with 1.5-inch heat weld.	-37.5
SC-228.	Min. 22 ga., type B, Grade 33 steel	None	Min. 1.5-inch thick, one or more layers, any combination	prelim. attached	EZ TPO	GenFlex Heavy Duty Plus Fastener with GenFlex HD Plus Seam Plate	12-inch o.c. within 6-inch wide laps spaced 114-inch o.c. Laps sealed with 1.5-inch heat weld.	-37.5
SC-229.	Min. 22 ga., type B, 60 ksi steel	GenFlex Vapor Shield Membrane with min. 3-inch side laps self-adhered to top flanges of steel deck	Min. 2-inch GenFlex ISO Insulation, GenFlex Coated Glass Facer or GenFlex HD Composite ISO	Note 2 (HD only) 1 per 5.3 ft <sup>2</sup> 24x36-inch grid, 12-inch from board edges	EZ TPO	GenFlex Heavy Duty Fastener with GenFlex HD Seam Plate	12-inch o.c. within 6-inch wide laps spaced 142-inch o.c. Laps sealed with 1.5-inch heat weld.	-37.5
SC-230.	Min. 22 ga., type B, Grade 33 steel or min. 2,500 psi structural concrete	None	Min. 1.5-inch thick, one or more layers, any combination	prelim. attached	EZ TPO	GenFlex Heavy Duty Fastener or GenFast Concrete Drive Fastener (concrete only) with GenFlex HD Seam Plate	12-inch o.c. within 6-inch wide laps spaced 72-inch o.c. Laps sealed with 1.5-inch heat weld.	-45.0

**TABLE 2H: STEEL OR STRUCTURAL CONCRETE DECKS - NEW CONSTRUCTION OR REROOF (TEAR-OFF) OR RECOVER  
SYSTEM TYPE D-1: INSULATED, MECHANICALLY ATTACHED ROOF COVER (STRESS PLATES)**

System No.	Deck <a href="#">(Note 1)</a>	Vapor & Air Barrier	Insulation <a href="#">(Note 3, Note 13)</a>		Roof Cover <a href="#">(Note 15A)</a>			MDP <a href="#">(psf)</a>
			Type	Attach <a href="#">(Note 5)</a>	Membrane	Fasten <a href="#">(Note 11)</a>	Attach	
SC-231.	Min. 22 ga., type B, Grade 80 steel or min. 20 ga., type B, Grade 33 steel or min. 2,500 psi structural concrete	None	Min. 1.5-inch thick, one or more layers, any combination	prelim. attached	EZ TPO	GenFlex Heavy Duty Fastener or GenFast Concrete Drive Fastener (concrete only) with GenFlex HD Seam Plate	12-inch o.c. within 6-inch wide laps spaced 90-inch o.c. Laps sealed with 1.5-inch heat weld.	-45.0
SC-232.	Min. 22 ga., type B, Grade 33 steel or min. 2,500 psi structural concrete	None	Min. 0.5-inch thick, one or more layers, any combination	prelim. attached	EZ TPO	GenFlex Heavy Duty Plus Fastener (steel only) or GenFast Concrete Drive Fastener (concrete only) with GenFlex HD Plus Seam Plate	12-inch o.c. within 6-inch wide laps spaced 90-inch o.c. Laps sealed with 1.5-inch heat weld.	-45.0
SC-233.	Min. 22 ga., type B, Grade 80 steel or min. 20 ga., type B, Grade 33 steel or min. 2,500 psi structural concrete	None	Min. 1.5-inch thick, one or more layers, any combination	prelim. attached	EZ TPO	GenFlex Heavy Duty Fastener or GenFast Concrete Drive Fastener (concrete only) with GenFlex HD Seam Plate	12-inch o.c. within 6-inch wide laps spaced 90-inch o.c. Laps sealed with 5-inch heat weld that encapsulates plates.	-45.0
SC-234.	Min. 22 ga., type B, Grade 80 steel or min. 20 ga., type B, Grade 33 steel or min. 2,500 psi structural concrete	None	Min. 1.5-inch thick, one or more layers, any combination	prelim. attached	EZ TPO	GenFlex Heavy Duty Plus Fastener (steel only) or GenFast Concrete Drive Fastener (concrete only) with GenFlex HD Plus Seam Plate	12-inch o.c. within 6-inch wide laps spaced 114-inch o.c. Laps sealed with 1.5-inch heat weld.	-45.0
SC-235.	Min. 22 ga., type B, Grade 80 steel or min. 20 ga., type B, Grade 33 steel or min. 2,500 psi structural concrete	None	Min. 1.5-inch thick, one or more layers, any combination	prelim. attached	EZ TPO	GenFlex Heavy Duty Plus Fastener (steel only) or GenFast Concrete Drive Fastener (concrete only) with GenFlex HD Plus Seam Plate	12-inch o.c. within 6-inch wide laps spaced 114-inch o.c. Laps sealed with 5-inch heat weld that encapsulates plates.	-45.0
SC-236.	Min. 22 ga., type B, 60 ksi steel	GenFlex Vapor Shield Membrane with min. 3-inch side laps self-adhered to top flanges of steel deck	Min. 0.5-inch GenFlex ISO Insulation, GenFlex Coated Glass Facer or GenFlex HD ISO	Note 2 (HD only) 1 per 8 ft <sup>2</sup> 24x72-inch grid	EZ TPO	GenFlex Heavy Duty Fastener with GenFlex HD Seam Plate	12-inch o.c. within 6-inch wide laps spaced 114-inch o.c. Laps sealed with 1.5-inch heat weld.	-45.0
SC-237.	Min. 22 ga., type B, Grade 33 steel or min. 2,500 psi structural concrete	None	Min. 1.5-inch thick, one or more layers, any combination	prelim. attached	EZ TPO	GenFlex Heavy Duty Fastener or GenFast Concrete Drive Fastener (concrete only) with GenFlex HD Seam Plate	6-inch o.c. within 6-inch wide laps spaced 72-inch o.c. Laps sealed with 1.5-inch heat weld.	-52.5
SC-238.	Min. 22 ga., type B, Grade 33 steel or min. 2,500 psi structural concrete	None	Min. 0.5-inch thick, one or more layers, any combination	prelim. attached	EZ TPO	GenFlex Heavy Duty Fastener or GenFast Concrete Drive Fastener (concrete only) with GenFlex HD Seam Plate	6-inch o.c. within 6-inch wide laps spaced 114-inch o.c. Laps sealed with 1.5-inch heat weld.	-52.5

**TABLE 2H: STEEL OR STRUCTURAL CONCRETE DECKS - NEW CONSTRUCTION OR REROOF (TEAR-OFF) OR RECOVER  
SYSTEM TYPE D-1: INSULATED, MECHANICALLY ATTACHED ROOF COVER (STRESS PLATES)**

System No.	Deck <a href="#">(Note 1)</a>	Vapor & Air Barrier	Insulation <a href="#">(Note 3, Note 13)</a>		Roof Cover <a href="#">(Note 15A)</a>			MDP <a href="#">(psf)</a>
			Type	Attach <a href="#">(Note 5)</a>	Membrane	Fasten <a href="#">(Note 11)</a>	Attach	
SC-239.	Min. 22 ga., type B, 50 ksi steel	Min. 0.25-inch SECUROCK Gypsum-Fiber Roof Board followed by GenFlex Vapor Shield Membrane with min. 3-inch side laps self-adhered	Min. 3-inch GenFlex ISO Insulation or GenFlex Coated Glass Facer	Note 2 (HD only) 1 per 4.0 ft <sup>2</sup> 24x24-inch grid	EZ TPO	GenFlex Heavy Duty Fastener with GenFlex HD Seam Plate	12-inch o.c. within 6-inch wide laps spaced 114-inch o.c. Laps sealed with 1.5-inch heat weld.	-52.5
SC-240.	Min. 22 ga., type B, 60 ksi steel	GenFlex Vapor Shield Membrane with min. 3-inch side laps self-adhered to top flanges of steel deck	Min. 0.5-inch GenFlex ISO Insulation , GenFlex Coated Glass Facer or GenFlex HD ISO	Note 2 (HD only) 1 per 5.3 ft <sup>2</sup> 24x36-inch grid, 12-inch from board edges	EZ TPO	GenFlex Heavy Duty Fastener with GenFlex HD Seam Plate	12-inch o.c. within 6-inch wide laps spaced 142-inch o.c. Laps sealed with 1.5-inch heat weld.	-52.5
SC-241.	Min. 22 ga., type B, Grade 80 steel	None	Min. 1.5-inch thick, one or more layers, any combination	prelim. attached	EZ TPO	GenFlex Heavy Duty Fastener with GenFlex HD Seam Plate	6-inch o.c. within 6-inch wide laps spaced 142-inch o.c. Laps sealed with 1.5-inch heat weld.	-52.5
SC-242.	Min. 22 ga., type B, 50 ksi steel	None	Min. 0.5-inch thick, one or more layers, any combination	prelim. attached	EZ TPO	GenFlex Heavy Duty Fastener with GenFlex HD Seam Plate	6-inch o.c. within 7-inch wide laps spaced 89-inch o.c. Laps sealed with 1.5-inch heat weld.	-60.0
SC-243.	Min. 22 ga., type B, 50 ksi steel	None	Min. 0.5-inch thick, one or more layers, any combination	prelim. attached	EZ TPO, min. nominal 60-mil	GenFlex Heavy Duty Fastener with GenFlex HD Seam Plate	6-inch o.c. within 6-inch wide laps spaced 114-inch o.c. Laps sealed with 1.5-inch heat weld.	-60.0
SC-244.	Min. 22 ga., type B, Grade 33 steel	None	Min. 1.5-inch thick, one or more layers, any combination	prelim. attached	EZ TPO	GenFlex Heavy Duty Plus Fastener with GenFlex HD Plus Seam Plate	6-inch o.c. within 6-inch wide laps spaced 142-inch o.c. Laps sealed with 1.5-inch heat weld.	-60.0
SC-245.	Min. 22 ga., type B, Grade 33 steel or min. 2,500 psi structural concrete	None	Min. 0.5-inch thick, one or more layers, any combination	prelim. attached	EZ TPO	GenFlex Heavy Duty Plus Fastener (steel only) or GenFast Concrete Drive Fastener (concrete only) with GenFlex HD Plus Seam Plate	6-inch o.c. within 6-inch wide laps spaced 114-inch o.c. Laps sealed with 1.5-inch heat weld.	-67.5
SC-246.	Min. 22 ga., type B, Grade 33 steel or min. 2,500 psi structural concrete	None	Min. 1.5-inch thick, one or more layers, any combination	prelim. attached	EZ TPO	GenFlex Heavy Duty Plus Fastener (steel only) or GenFast Concrete Drive Fastener (concrete only) with GenFlex HD Plus Seam Plate	6-inch o.c. within 6-inch wide laps spaced 90-inch o.c. Laps sealed with 5-inch heat weld that encapsulates plates.	-82.5
SC-247.	Min. 22 ga., type B, 60 ksi steel	Two (2) layers, GenFlex Vapor Shield Membrane with min. 3-inch side laps self-adhered	Min. 3-inch GenFlex ISO Insulation , GenFlex Coated Glass Facer or GenFlex HD Composite ISO	Note 2 (HD only) 1 per 5.3 ft <sup>2</sup> 24x36-inch grid, 12-inch from board edges	EZ TPO	GenFlex Heavy Duty Fastener with GenFlex HD Seam Plate	12-inch o.c. within 6-inch wide laps spaced 142-inch o.c. Laps sealed with 1.5-inch heat weld.	-82.5

**TABLE 2H: STEEL OR STRUCTURAL CONCRETE DECKS - NEW CONSTRUCTION OR REROOF (TEAR-OFF) OR RECOVER**  
**SYSTEM TYPE D-1: INSULATED, MECHANICALLY ATTACHED ROOF COVER (STRESS PLATES)**

System No.	Deck <a href="#">(Note 1)</a>	Vapor & Air Barrier	Insulation <a href="#">(Note 3, Note 13)</a>		Roof Cover <a href="#">(Note 15A)</a>			MDP <a href="#">(psf)</a>
			Type	Attach <a href="#">(Note 5)</a>	Membrane	Fasten <a href="#">(Note 11)</a>	Attach	
SC-248.	Min. 22 ga., type B, Grade 80 steel or min. 20 ga., type B, Grade 33 steel or min. 2,500 psi structural concrete	None	Min. 1.5-inch thick, one or more layers, any combination	prelim. attached	EZ TPO	GenFlex Heavy Duty Plus Fastener (steel only) or GenFast Concrete Drive Fastener (concrete only) with GenFlex HD Plus Seam Plate	6-inch o.c. within 6-inch wide laps spaced 90-inch o.c. Laps sealed with 5-inch heat weld that encapsulates plates.	-90.0

**TABLE 2I: STEEL OR STRUCTURAL CONCRETE DECKS - NEW CONSTRUCTION OR REROOF (TEAR-OFF) OR RECOVER**  
**SYSTEM TYPE D-1: INSULATED, MECHANICALLY ATTACHED ROOF COVER (BATTENS)**

System No.	Deck <a href="#">(Note 1)</a>	Insulation <a href="#">(Note 3, Note 13)</a>		Roof Cover <a href="#">(Note 15A)</a>			MDP <a href="#">(psf)</a>
		Type	Attach <a href="#">(Note 5)</a>	Membrane	Fasten <a href="#">(Note 11)</a>	Attach	
SC-249.	Min. 22 ga., type B, Grade 33 steel or min. 2,500 psi structural concrete	Min. 1.5-inch thick, one or more layers, any combination	prelim. attached	EZ TPO	GenFlex Heavy Duty Fastener or GenFast Concrete Drive Fastener (concrete only) with GenFast Polymer Batten Strip	Fastener 12-inch o.c. through batten within 6-inch wide laps spaced 90-inch o.c. Laps sealed with 5-inch heat weld that encapsulates batten.	-30.0
SC-250.	Min. 22 ga., type B, Grade 33 steel	Min. 1.5-inch thick ISO 95+GL	prelim. attached	EZ TPO	GenFlex Heavy Duty Plus Fastener with GenFast Coiled Bar Anchor	Fastener 12-inch o.c. through batten within 6-inch wide laps spaced 142-inch o.c. Laps sealed with 5-inch heat weld that encapsulates batten.	-30.0
SC-251.	Min. 22 ga., type B, Grade 33 steel	Min. 1.5-inch thick, one or more layers, any combination	prelim. attached	EZ TPO	GenFlex Heavy Duty Fastener with GenFast Coiled Bar Anchor	Fastener 12-inch o.c. through batten within 6-inch wide laps spaced 90-inch o.c. Laps sealed with 5-inch heat weld that encapsulates batten.	-37.5
SC-252.	Min. 22 ga., type B, Grade 33 steel or min. 2,500 psi structural concrete	Min. 1.5-inch thick, one or more layers, any combination	prelim. attached	EZ TPO	GenFlex TPO Peel & Stick RMA with GenFlex Heavy Duty Fastener or GenFast Concrete Drive Fastener (concrete only) with GenFast Polymer Batten Strip	GenFlex TPO Peel & Stick RMA are applied over the insulation spaced 72-inch o.c. The batten is centered over each strip and fastened 12-inch o.c. Roof cover adhered to each strip by first priming with GenFlex Clear Primer at the strip location, then rolling into place with a hand roller.	-37.5
SC-253.	Min. 22 ga., type B, Grade 80 steel or min. 20 ga., type B, Grade 33 steel or min. 2,500 psi structural concrete	Min. 1.5-inch thick, one or more layers, any combination	prelim. attached	EZ TPO	GenFlex Heavy Duty Plus Fastener (steel only) or GenFast Concrete Drive Fastener (concrete only) with GenFast Coiled Bar Anchor	Fastener 12-inch o.c. through batten within 6-inch wide laps spaced 90-inch o.c. Laps sealed with 5-inch heat weld that encapsulates batten.	-45.0
SC-254.	Min. 22 ga., type B, Grade 33 steel or min. 2,500 psi structural concrete	Min. 1.5-inch thick, one or more layers, any combination	prelim. attached	EZ TPO	GenFlex TPO Peel & Stick RMA with GenFlex Heavy Duty Fastener with GenFast Coiled Bar Anchor	GenFlex TPO Peel & Stick RMA are applied over the insulation spaced 120-inch o.c. The batten is centered over each strip and fastened 6-inch o.c. Roof cover adhered to each strip by first priming with Elevate UltraPly TPO QuickPrime at the strip location, then rolling into place with a hand roller.	-45.0

**TABLE 2: STEEL OR STRUCTURAL CONCRETE DECKS - NEW CONSTRUCTION OR REROOF (TEAR-OFF) OR RECOVER  
SYSTEM TYPE D-1: INSULATED, MECHANICALLY ATTACHED ROOF COVER (BATTENS)**

System No.	Deck <a href="#">(Note 1)</a>	Insulation <a href="#">(Note 3, Note 13)</a>		Roof Cover <a href="#">(Note 15A)</a>			MDP <a href="#">(psf)</a>
		Type	Attach <a href="#">(Note 5)</a>	Membrane	Fasten <a href="#">(Note 11)</a>	Attach	
SC-255.	Min. 22 ga., type B, Grade 80 steel	Min. 1.5-inch thick, one or more layers, any combination	Loose Laid	EZ TPO	GenFlex Heavy Duty Fastener with GenFast Coiled Bar Anchor	Fastener 6-inch o.c. through batten within 6-inch wide laps spaced 142-inch o.c. Laps sealed with 5-inch heat weld that encapsulates batten.	-52.5
SC-256.	Min. 22 ga., type B, Grade 80 steel or min. 20 ga., type B, Grade 33 steel or min. 2,500 psi structural concrete	Min. 1.5-inch thick, one or more layers, any combination	prelim. attached	EZ TPO	GenFlex Heavy Duty Fastener or GenFast Concrete Drive Fastener (concrete only) with GenFlex Bar Anchor or GenFast Coiled Bar Anchor	Fastener 6-inch o.c. through batten in field of the roof spaced 144-inch o.c. Battens sealed with 5-inch wide cover strip, with 1.5-inch heat weld on each side of the strip	-60.0
SC-257.	Min. 22 ga., type B, Grade 80 steel or min. 20 ga., type B, Grade 33 steel or min. 2,500 psi structural concrete	Min. 1.5-inch thick, one or more layers, any combination	prelim. attached	EZ TPO	GenFlex Heavy Duty Fastener or GenFast Concrete Drive Fastener (concrete only) with GenFast Polymer Batten Strips	Fastener 6-inch o.c. through batten within 6-inch wide laps spaced 114-inch o.c. Laps sealed with 5-inch heat weld that encapsulates batten.	-60.0
SC-258.	Min. 22 ga., type B, Grade 33 steel	Min. 1.5-inch thick, one or more layers, any combination	prelim. attached	EZ TPO	GenFlex Heavy Duty Plus Fastener with GenFast Coiled Bar Anchor	Fastener 6-inch o.c. through batten within 6-inch wide laps spaced 142-inch o.c. Laps sealed with 5-inch heat weld that encapsulates batten.	-60.0
SC-259.	Min. 22 ga., type B, Grade 33 steel or min. 2,500 psi structural concrete	Min. 1.5-inch thick, one or more layers, any combination	prelim. attached	EZ TPO	GenFlex Heavy Duty Fastener or GenFast Concrete Drive Fastener (concrete only) with GenFast Coiled Bar Anchor or GenFast Polymer Batten Strip	Fastener 6-inch o.c. through batten within 6-inch wide laps spaced 90-inch o.c. Laps sealed with 5-inch heat weld that encapsulates batten.	-67.5
SC-260.	Min. 22 ga., type B, Grade 33 steel	Min. 1.5-inch thick, one or more layers, any combination	prelim. attached	EZ TPO	GenFlex Heavy Duty Plus Fastener with GenFast Coiled Bar Anchor	Fastener 6-inch o.c. through batten within 6-inch wide laps spaced 114-inch o.c. Laps sealed with 5-inch heat weld that encapsulates batten.	-67.5
SC-261.	Min. 22 ga., type B, Grade 80 steel or min. 20 ga., type B, Grade 33 steel or min. 2,500 psi structural concrete	Min. 1.5-inch thick, one or more layers, any combination	prelim. attached	EZ TPO	GenFlex Heavy Duty Fastener or GenFast Concrete Drive Fastener (concrete only) with GenFlex Bar Anchor or GenFast Coiled Bar Anchor or GenFlex Heavy Duty Plus Fastener (steel only) or GenFast Concrete Drive Fastener (concrete only) with GenFast Polymer Batten Strip	Fastener 6-inch o.c. through batten within 6-inch wide laps spaced 114-inch o.c. Laps sealed with 5-inch heat weld that encapsulates batten.	-75.0
SC-262.	Min. 22 ga., type B, Grade 33 steel or min. 2,500 psi structural concrete	Min. 1.5-inch thick, one or more layers, any combination	prelim. attached	EZ TPO	GenFlex Heavy Duty Plus Fastener (steel only) or GenFast Concrete Drive Fastener (concrete only) with GenFlex Bar Anchor or GenFast Coiled Bar Anchor	Fastener 6-inch o.c. through batten within 6-inch wide laps spaced 90-inch o.c. Laps sealed with 5-inch heat weld that encapsulates batten.	-82.5
SC-263.	Min. 22 ga., type B, Grade 80 steel	Min. 1.5-inch thick, one or more layers, any combination	Loose Laid	EZ TPO	GenFlex Heavy Duty Plus Fastener (steel only) with GenFast ¾ in. Polymer Batten Strips	Fastener 6-inch o.c. through batten within 6-inch wide laps spaced 68-inch o.c. Laps sealed with 5-inch heat weld that encapsulates battens.	-82.5

**TABLE 2: STEEL OR STRUCTURAL CONCRETE DECKS - NEW CONSTRUCTION OR REROOF (TEAR-OFF) OR RECOVER  
SYSTEM TYPE D-1: INSULATED, MECHANICALLY ATTACHED ROOF COVER (BATTENS)**

System No.	Deck <a href="#">(Note 1)</a>	Insulation <a href="#">(Note 3, Note 13)</a>		Roof Cover <a href="#">(Note 15A)</a>			MDP <a href="#">(psf)</a>
		Type	Attach <a href="#">(Note 5)</a>	Membrane	Fasten <a href="#">(Note 11)</a>	Attach	
SC-264.	Min. 22 ga., type B, Grade 80 steel or min. 20 ga., type B, Grade 33 steel	Min. 1.5-inch thick, one or more layers, any combination	prelim. attached	EZ TPO	GenFlex Heavy Duty Fastener with GenFast Coiled Bar Anchor	Fastener 6-inch o.c. through batten within 6-inch wide laps spaced 90-inch o.c. Laps sealed with 5-inch heat weld that encapsulates batten.	-90.0
SC-265.	Min. 22 ga., type B, Grade 80 steel or min. 20 ga., type B, Grade 33 steel or min. 2,500 psi structural concrete	Min. 1.5-inch thick, one or more layers, any combination	prelim. attached	EZ TPO	GenFlex Heavy Duty Plus Fastener (steel only) or GenFast Concrete Drive Fastener (concrete only) with GenFlex Bar Anchor or GenFast Coiled Bar Anchor	Fastener 6-inch o.c. through batten within 6-inch wide laps spaced 90-inch o.c. Laps sealed with 5-inch heat weld that encapsulates batten.	-97.5
SC-266.	Min. 22 ga., type B, Grade 33 steel or min. 2,500 psi structural concrete	Min. 1.5-inch thick, one or more layers, any combination	prelim. attached	EZ TPO	GenFlex Heavy Duty Plus Fastener (steel only) or GenFast Concrete Drive Fastener (concrete only) with GenFast Coiled Bar Anchor	Fastener 6-inch o.c. through batten within 6-inch wide laps spaced 54-inch o.c. Laps sealed with 5-inch heat weld that encapsulates batten.	- 112.5
SC-267.	Min. 22 ga., type B, Grade 33 steel	Min. 0.5-inch DensDeck, DensDeck Prime or SECUROCK Gypsum-Fiber Roof Board loose laid over min. 1.5-inch thick, one or more layers, any combination	prelim. attached	EZ TPO	GenFlex Heavy Duty Plus Fastener (steel only) with GenFast Coiled Bar Anchor	Fastener 6-inch o.c. through batten within 6-inch wide laps spaced 54-inch o.c. Laps sealed with 5-inch heat weld that encapsulates batten.	- 112.5
SC-268.	Min. 22 ga., type B, Grade 80 steel	Min. 1.5-inch thick, one or more layers, any combination	Loose Laid	EZ TPO	GenFlex Heavy Duty Plus Fastener (steel only) with GenFast 3/4 in. Polymer Batten Strips	Lap Row: Fastener 6-inch o.c. through battens within 6-inch wide laps spaced 142-inch o.c. Laps sealed with 5-inch heat weld that encapsulates the batten. Field Row: Fastener 6-inch o.c. through battens in one intermediate row between laps. Batten strips covered with 5-inch wide EZ TPO strips sealed on both sides with 1.5-inch heat weld.	- 135.0

**TABLE 2: STEEL OR STRUCTURAL CONCRETE DECKS - NEW CONSTRUCTION OR REROOF (TEAR-OFF) OR RECOVER  
SYSTEM TYPE D-2: INSULATED, MECHANICALLY ATTACHED BASE SHEET, BONDED ROOF COVER**

System No.	Deck <a href="#">(Note 1)</a>	Insulation <a href="#">(Note 3, Note 13)</a>		Base Sheet			Roof Cover <a href="#">(Note 15)</a>	<a href="#">MDP</a> <a href="#">(psf)</a>
		Type	Attach	Type	Fasten <a href="#">(Note 2, Note 11)</a>	Attach		
SC-269.	Min. 22 ga., type B, Grade 33 steel or min. 2,500 psi structural concrete	Min. 1-inch thick, one or more layers, any combination	Loose Laid	SBS Base	Note 2	Max. 12-inch o.c. at the min. 3.4-inch laps 12-inch o.c. at two (2) equally spaced, staggered center rows	EZ Fleece Backed TPO / EZ-TPO-FB-Stick (RIBBON, 12) Ribbons centered between base sheet fastener rows	-37.5*
SC-270.	Min. 22 ga., type B, Grade 33 steel or min. 2,500 psi structural concrete	Min. 1-inch thick, one or more layers, any combination	Loose Laid	SBS Base	Note 2	Max. 12-inch o.c. at the min. 3.4-inch laps 12-inch o.c. at two (2) equally spaced, staggered center rows	EZ Fleece Backed TPO / EZ-TPO-FB-Stick (RIBBON, 12) Ribbons placed atop stress plates in base sheet fastener rows	-45.0*
SC-271.	Min. 22 ga., type B, Grade 33 steel or min. 2,500 psi structural concrete	Min. 0.5-inch thick, one or more layers, any combination	Loose Laid	MB Base	Note 2	Max. 12-inch o.c. at the min. 2-inch laps 12-inch o.c. at two (2) equally spaced, staggered center rows	EZ Fleece Backed TPO / Hot asphalt	-45.0*

**TABLE 3A: STRUCTURAL CONCRETE DECKS - NEW CONSTRUCTION OR REROOF (TEAR-OFF)  
SYSTEM TYPE A-1: BONDED INSULATION, BONDED ROOF COVER**

REFER TO [NOTE 13](#) FOR VAPOR BARRIER OPTIONS

System No.	Deck <a href="#">(Note 1)</a>	Primer	Base Insulation Layer		Top Insulation Layer		Roof Cover <a href="#">(Note 15)</a>	MDP <a href="#">(psf)</a>
			Type	Attach <a href="#">(Notes 6,7,8)</a>	Type	Attach <a href="#">(Notes 6,7,8)</a>		
<b>GENFLEX EZ TPO SYSTEMS:</b>								
C-1	Min. 2,500 psi structural concrete	ASTM D41	Min. 1.5-inch GenFlex ISO Insulation or GenFlex Coated Glass Facer	Hot Asphalt	(Optional) Tapered GenFlex ISO Insulation	Hot asphalt	EZ TPO / Quick Jet, EZ-TPO-LVOC-1168 or EZ-TPO-BA	-180.0
C-2	Min. 2,500 psi structural concrete	ASTM D41	Min. 1.5-inch GenFlex ISO Insulation with optional Tapered GenFlex ISO Insulation	Hot Asphalt	Min. 0.25-inch DensDeck, DensDeck Prime or SECUROCK Gypsum-Fiber Roof Board	Hot Asphalt	EZ TPO / Quick Jet, EZ-TPO-BA	-195.0
C-3	Min. 2,500 psi structural concrete	ASTM D41	Min. 1.5-inch GenFlex ISO Insulation with optional Tapered GenFlex ISO Insulation	Hot Asphalt	Min. 0.25-inch DensDeck Prime or SECUROCK Gypsum-Fiber Roof Board	Hot Asphalt	EZ TPO / EZ-TPO-LVOC-1168	-195.0
C-4	Min. 2,500 psi structural concrete	ASTM D41	Min. 1.5-inch GenFlex ISO Insulation with optional Tapered GenFlex ISO Insulation	Hot Asphalt	Min. 0.25-inch DEXcell FA Glass Mat Roof Board	Hot Asphalt	EZ TPO / Quick Jet, EZ-TPO-LVOC, EZ-TPO-LVOC-1168 or EZ-TPO-BA	-195.0
C-5	Min. 2,500 psi structural concrete	None	Min. 1.5-inch GenFlex ISO Insulation or GenFlex Coated Glass Facer	GF-OSIA	(Optional) Additional layers of base insulation	GF-OSIA	EZ TPO / Quick Jet, EZ-TPO-LVOC, EZ-TPO-LVOC-1168 or EZ-TPO-BA	-165.0
C-6	Min. 2,500 psi structural concrete	None	Min. 1.5-inch GenFlex ISO Insulation or GenFlex Coated Glass Facer	GF-OSIA, 8-inch o.c.	(Optional) Additional layers of base insulation	GF-OSIA, 8-inch o.c.	EZ TPO / Quick Jet, EZ-TPO-LVOC-1168 or EZ-TPO-BA	-240.0
C-7	Min. 2,500 psi structural concrete	None	Min. 1.5-inch GenFlex ISO Insulation	GF-OSIA, 4-inch o.c.	(Optional) Additional layers of base insulation	GF-OSIA, 4-inch o.c.	EZ TPO / Quick Jet, EZ-TPO-LVOC-1168 or EZ-TPO-BA	-285.0
C-8	Min. 2,500 psi structural concrete	None	Min. 1.5-inch GenFlex Coated Glass Facer	GF-OSIA, 6-inch o.c.	(Optional) Additional layers of base insulation	GF-OSIA, 6-inch o.c.	EZ TPO / Quick Jet, EZ-TPO-LVOC, EZ-TPO-LVOC-1168 or EZ-TPO-BA	-360.0
C-9	Min. 2,500 psi structural concrete	None	Min. 1-inch GenFlex Coated Glass Facer	GF-OSIA	Min. 1-inch GenFlex Coated Glass Facer	GF-OSIA	EZ TPO / EZ-TPO-LVOC-1168	-450.0
C-10	Min. 2,500 psi structural concrete	None	Min. 1.5-inch GenFlex ISO Insulation	GF-OSIA	Min. 0.25-inch DensDeck Prime or SECUROCK Gypsum-Fiber Roof Board	GF-OSIA	EZ TPO / Quick Jet, EZ-TPO-LVOC-1168 or EZ-TPO-BA	-127.5

**TABLE 3A: STRUCTURAL CONCRETE DECKS - NEW CONSTRUCTION OR REROOF (TEAR-OFF)  
SYSTEM TYPE A-1: BONDED INSULATION, BONDED ROOF COVER**

REFER TO [NOTE 13](#) FOR VAPOR BARRIER OPTIONS

System No.	Deck <a href="#">(Note 1)</a>	Primer	Base Insulation Layer		Top Insulation Layer		Roof Cover <a href="#">(Note 15)</a>	MDP <a href="#">(psf)</a>
			Type	Attach <a href="#">(Notes 6,7,8)</a>	Type	Attach <a href="#">(Notes 6,7,8)</a>		
C-11	Min. 2,500 psi structural concrete	None	Min. 1.5-inch GenFlex ISO Insulation	GF-OSIA	Min. 0.25-inch DEXcell FA Glass Mat Roof Board or min. 7/16-inch DEXcell Cement Roof Board	GF-OSIA	EZ TPO / Quick Jet, EZ-TPO-LVOC, EZ-TPO-LVOC-1168 or EZ-TPO-BA	-127.5
C-12	Min. 2,500 psi structural concrete	None	Min. 1.5-inch GenFlex ISO Insulation	GF-OSIA	Min. 0.25-inch DensDeck or SECUROCK Gypsum-Fiber Roof Board	GF-OSIA	EZ TPO / Quick Jet, EZ-TPO-BA	-157.5
C-13	Min. 2,500 psi structural concrete	None	Min. 1.5-inch GenFlex ISO Insulation	GF-OSIA, 8-inch o.c.	Min. 0.25-inch DensDeck Prime or SECUROCK Gypsum-Fiber Roof Board	GF-OSIA, 8-inch o.c.	EZ TPO / Quick Jet, EZ-TPO-LVOC-1168 or EZ-TPO-BA	-187.5
C-14	Min. 2,500 psi structural concrete	None	Min. 1.5-inch GenFlex ISO Insulation	GF-OSIA, 8-inch o.c.	Min. 0.25-inch DEXcell FA Glass Mat Roof Board or min. 7/16-inch DEXcell Cement Roof Board	GF-OSIA, 8-inch o.c.	EZ TPO / Quick Jet, EZ-TPO-LVOC, EZ-TPO-LVOC-1168 or EZ-TPO-BA	-187.5
C-15	Min. 2,500 psi structural concrete	None	Two layers min. 1.5-inch GenFlex ISO Insulation	GF-OSIA, 8-inch o.c.	Min. 0.25-inch DensDeck Prime or SECUROCK Gypsum-Fiber Roof Board	GF-OSIA, 8-inch o.c.	EZ TPO / Quick Jet, EZ-TPO-BA	-195.0
C-16	Min. 2,500 psi structural concrete	None	Min. 1.5-inch GenFlex ISO Insulation	GF-OSIA, 4-inch o.c.	Min. 0.25-inch DensDeck Prime or SECUROCK Gypsum-Fiber Roof Board	GF-OSIA, 4-inch o.c.	EZ TPO / Quick Jet, EZ-TPO-LVOC-1168 or EZ-TPO-BA	-247.5
C-17	Min. 2,500 psi structural concrete	None	Min. 1.5-inch GenFlex ISO Insulation	GF-OSIA, 4-inch o.c.	Min. 0.25-inch DEXcell FA Glass Mat Roof Board or min. 7/16-inch DEXcell Cement Roof Board	GF-OSIA, 4-inch o.c.	EZ TPO / Quick Jet, EZ-TPO-LVOC, EZ-TPO-LVOC-1168 or EZ-TPO-BA	-247.5
C-18	Min. 2,500 psi structural concrete	None	Min. two layers min. 1.5-inch GenFlex ISO Insulation	GF-OSIA	Min. 0.25-inch DensDeck Prime or SECUROCK Gypsum-Fiber Roof Board	GF-OSIA	EZ TPO / EZ-TPO-LVOC-1168	-262.5
C-19	Min. 2,500 psi structural concrete	None	Min. two layers min. 1.5-inch GenFlex ISO Insulation	GF-OSIA	Min. 0.25-inch DEXcell FA Glass Mat Roof Board or min. 7/16-inch DEXcell Cement Roof Board	GF-OSIA	EZ TPO / Quick Jet, EZ-TPO-LVOC, EZ-TPO-LVOC-1168 or EZ-TPO-BA	-262.5
C-20	Min. 2,500 psi structural concrete	None	(Optional) One or more layers, min. 1.5-inch GenFlex ISO Insulation	GF-OSIA	Min. 0.5-inch GenFlex HD ISO	GF-OSIA	EZ TPO / Quick Jet	-172.5
C-21	Min. 2,500 psi structural concrete	None	One or more layers, min. 1.5-inch GenFlex ISO Insulation	GF-OSIA	Min. 0.5-inch GenFlex HD ISO	GF-OSIA	EZ TPO / EZ-TPO-BA, EZ-TPO-LVOC-1168	-247.5
C-22	Min. 2,500 psi structural concrete	None	Min. 0.5-inch GenFlex HD ISO	GF-OSIA	None	N/A	EZ TPO / EZ-TPO-BA, or EZ-TPO-LVOC-1168	-300.0
C-23	Min. 2,500 psi structural concrete	None	Min. 1.5-inch GenFlex ISO Insulation	Polysset CRA	(Optional) Additional layers base insulation	Polysset CRA	EZ TPO / Quick Jet, EZ-TPO-LVOC-1168 or EZ-TPO-BA	-270.0

**TABLE 3A: STRUCTURAL CONCRETE DECKS - NEW CONSTRUCTION OR REROOF (TEAR-OFF)  
SYSTEM TYPE A-1: BONDED INSULATION, BONDED ROOF COVER**

REFER TO [NOTE 13](#) FOR VAPOR BARRIER OPTIONS

System No.	Deck <a href="#">(Note 1)</a>	Primer	Base Insulation Layer		Top Insulation Layer		Roof Cover <a href="#">(Note 15)</a>	MDP <a href="#">(psf)</a>
			Type	Attach <a href="#">(Notes 6,7,8)</a>	Type	Attach <a href="#">(Notes 6,7,8)</a>		
C-24	Min. 2,500 psi structural concrete	None	Min. 1.5-inch GenFlex ISO Insulation	Polysat CRA	Min. 0.25-inch DensDeck or SECUROCK Gypsum-Fiber Roof Board	Polysat CRA	EZ TPO / Quick Jet, EZ-TPO-BA	-195.0
C-25	Min. 2,500 psi structural concrete	None	Min. 1.5-inch GenFlex ISO Insulation	Polysat CRA	Min. 0.25-inch DensDeck Prime or SECUROCK Gypsum-Fiber Roof Board	Polysat CRA	EZ TPO / Quick Jet, EZ-TPO-LVOC-1168 or EZ-TPO-BA	-240.0
C-26	Min. 2,500 psi structural concrete	None	Min. 1.5-inch GenFlex ISO Insulation or GenFlex Coated Glass Facer	GF-ISO-BOND	(Optional) Additional layers of base insulation	GF-ISO-BOND	EZ TPO / Quick Jet, EZ-TPO-LVOC-1168 or EZ-TPO-BA	-150.0
C-27	Min. 2,500 psi structural concrete	None	Min. 1.5-inch GenFlex Coated Glass Facer	GF-ISO-BOND, 6-inch o.c.	(Optional) Additional layers of base insulation	GF-ISO-BOND, 6-inch o.c.	EZ TPO / Quick Jet, EZ-TPO-LVOC, EZ-TPO-LVOC-1168 or EZ-TPO-BA	-360.0
C-28	Min. 2,500 psi structural concrete	None	Min. 1-inch GenFlex Coated Glass Facer	GF-ISO-BOND	Min. 1-inch GenFlex Coated Glass Facer	GF-ISO-BOND	EZ TPO / EZ-TPO-LVOC-1168	-450.0
C-29	Min. 2,500 psi structural concrete	None	Min. 1.5-inch GenFlex ISO Insulation	GF-ISO-BOND	Min. 0.25-inch DensDeck, DensDeck Prime or SECUROCK Gypsum-Fiber Roof Board	GF-ISO-BOND	EZ TPO / Quick Jet, EZ-TPO-BA	-150.0
C-30	Min. 2,500 psi structural concrete	None	Min. 1.5-inch GenFlex ISO Insulation	GF-ISO-BOND	Min. 0.25-inch DensDeck Prime or SECUROCK Gypsum-Fiber Roof Board	GF-ISO-BOND	EZ TPO / EZ-TPO-LVOC-1168	-150.0
C-31	Min. 2,500 psi structural concrete	None	Min. 1.5-inch GenFlex ISO Insulation	GF-ISO-BOND	Min. 0.25-inch DEXcell FA Glass Mat Roof Board or min. 7/16-inch DEXcell Cement Roof Board	GF-ISO-BOND	EZ TPO / Quick Jet, EZ-TPO-LVOC, EZ-TPO-LVOC-1168 or EZ-TPO-BA	-150.0
C-32	Min. 2,500 psi structural concrete	None	Min. two layers min. 1.5-inch GenFlex ISO Insulation	GF-ISO-BOND	Min. 0.25-inch DensDeck Prime or SECUROCK Gypsum-Fiber Roof Board	GF-ISO-BOND	EZ TPO / EZ-TPO-LVOC-1168	-262.5
C-33	Min. 2,500 psi structural concrete	None	Min. two layers min. 1.5-inch GenFlex ISO Insulation	GF-ISO-BOND	Min. 0.25-inch DEXcell FA Glass Mat Roof Board or min. 7/16-inch DEXcell Cement Roof Board	GF-ISO-BOND	EZ TPO / Quick Jet, EZ-TPO-LVOC, EZ-TPO-LVOC-1168 or EZ-TPO-BA	-262.5
C-34	Min. 2,500 psi structural concrete	None	(Optional) One or more layers, min. 1.5-inch GenFlex ISO Insulation	GF-ISO-BOND	Min. 0.5-inch GenFlex HD ISO	GF-ISO-BOND	EZ TPO / Quick Jet	-172.5
C-35	Min. 2,500 psi structural concrete	None	One or more layers, min. 1.5-inch GenFlex ISO Insulation	GF-ISO-BOND	Min. 0.5-inch GenFlex HD ISO	GF-ISO-BOND	EZ TPO / EZ-TPO-BA, EZ-TPO-LVOC-1168	-300.0
C-36	Min. 2,500 psi structural concrete	None	Min. 1.5-inch GenFlex Coated Glass Facer	GF-ISO-BOND, 6-inch o.c.	Min. 0.5-inch GenFlex HD ISO	GF-ISO-BOND, 6-inch o.c.	EZ TPO / EZ-TPO-LVOC, EZ-TPO-LVOC-1168 or EZ-TPO-BA	-360.0

**TABLE 3A: STRUCTURAL CONCRETE DECKS - NEW CONSTRUCTION OR REROOF (TEAR-OFF)  
SYSTEM TYPE A-1: BONDED INSULATION, BONDED ROOF COVER**

REFER TO [NOTE 13](#) FOR VAPOR BARRIER OPTIONS

System No.	Deck <a href="#">(Note 1)</a>	Primer	Base Insulation Layer		Top Insulation Layer		Roof Cover <a href="#">(Note 15)</a>	MDP <a href="#">(psf)</a>
			Type	Attach <a href="#">(Notes 6,7,8)</a>	Type	Attach <a href="#">(Notes 6,7,8)</a>		
C-37	Min. 2,500 psi structural concrete	None	Min. 0.5-inch GenFlex HD ISO	GF-ISO-BOND	None	N/A	EZ TPO / EZ-TPO-BA or EZ-TPO-LVOC-1168	-405.0
C-38	Min. 2,500 psi structural concrete	None	Min. 0.5-inch GenFlex HD ISO	GF-ISO-BOND	None	N/A	EZ TPO / EZ-TPO-BA, EZ-TPO-LVOC-1168	-405.0
C-39	Min. 2,500 psi structural concrete	None	Min. 1.5-inch GenFlex Coated Glass Facer	6-inch o.c.	(Optional) Additional layers of base insulation	6-inch o.c.	EZ TPO / Quick Jet, EZ-TPO-LVOC, EZ-TPO-LVOC-1168 or EZ-TPO-BA	-360.0
C-40	Min. 2,500 psi structural concrete	None	Min. 1.5-inch GenFlex ISO Insulation or GenFlex Coated Glass Facer	Quick Dual, 4-inch o.c.	(Optional) Additional layers of base insulation	Quick Dual, 4-inch o.c.	EZ TPO / Quick Jet or EZ-TPO-BA	-337.5
C-41	Min. 2,500 psi structural concrete	None	Min. 1.5-inch GenFlex ISO Insulation or GenFlex Coated Glass Facer	Quick Dual, 4-inch o.c.	<u>Additional Insulation:</u> (Optional) Additional layers of base insulation <u>Coverboard:</u> Min. 0.25-inch DensDeck Prime or SECUROCK Gypsum-Fiber Roof Board	Quick Dual, 4-inch o.c.	EZ TPO / Quick Jet or EZ-TPO-BA	-337.5
C-42	Min. 2,500 psi structural concrete	None	Min. 1.5-inch GenFlex ISO Insulation or GenFlex Coated Glass Facer	Quick Dual, 4-inch o.c.	<u>Additional Insulation:</u> (Optional) Additional layers of base insulation <u>Coverboard:</u> Min. 7/16-inch DEXcell Cement Roof Board	Quick Dual, 4-inch o.c.	EZ TPO / EZ-TPO-BA	-337.5
<b>GENFLEX EZ FLEECE BACKED TPO / HOT ASPHALT SYSTEMS:</b>								
C-43	Min. 2,500 psi structural concrete	(Optional) ASTM D41	Min. 0.25-inch DensDeck Prime or SECUROCK Gypsum-Fiber Roof Board	Hot Asphalt	None	N/A	EZ Fleece Backed TPO / Hot Asphalt	-232.5
C-44	Min. 2,500 psi structural concrete	(Optional) ASTM D41	Min. 1.5-inch GenFlex ISO Insulation	Hot asphalt	(Optional) Additional layers of base insulation	Hot asphalt	EZ Fleece Backed TPO / Hot Asphalt	-300.0
C-45	Min. 2,500 psi structural concrete	ASTM D41	Min. 1.5-inch GenFlex ISO Insulation	Hot Asphalt	None	N/A	EZ Fleece Backed TPO / Hot Asphalt	-382.5
C-46	Min. 2,500 psi structural concrete	None	Min. 1.5-inch GenFlex ISO Insulation	Hot Asphalt	None	N/A	EZ Fleece Backed TPO / Hot Asphalt	-487.5
C-47	Min. 2,500 psi structural concrete	(Optional) ASTM D41	Min. 1.5-inch GenFlex ISO Insulation	Hot Asphalt	Min. 0.25-inch DensDeck Prime or SECUROCK Gypsum-Fiber Roof Board	Hot Asphalt	EZ Fleece Backed TPO / Hot Asphalt	-457.5

**TABLE 3A: STRUCTURAL CONCRETE DECKS - NEW CONSTRUCTION OR REROOF (TEAR-OFF)  
SYSTEM TYPE A-1: BONDED INSULATION, BONDED ROOF COVER**

REFER TO [NOTE 13](#) FOR VAPOR BARRIER OPTIONS

System No.	Deck <a href="#">(Note 1)</a>	Primer	Base Insulation Layer		Top Insulation Layer		Roof Cover <a href="#">(Note 15)</a>	MDP <a href="#">(psf)</a>
			Type	Attach <a href="#">(Notes 6,7,8)</a>	Type	Attach <a href="#">(Notes 6,7,8)</a>		
C-48	Min. 2,500 psi structural concrete	(Optional) ASTM D41	Two layers min. 1.5-inch GenFlex ISO Insulation	Hot Asphalt	Min. 0.25-inch DensDeck Prime or SECUROCK Gypsum-Fiber Roof Board	Hot Asphalt	EZ Fleece Backed TPO / Hot Asphalt	-300.0
C-49	Min. 2,500 psi structural concrete	None	Min. 1-inch GenFlex ISO Insulation or GenFlex Coated Glass Facer	GF-OSIA	Optional additional layers of base insulation or min. 0.5-inch Tapered GenFlex ISO Insulation or GenFlex Coated Glass Facer followed by Min. 0.25-inch DensDeck Prime or SECUROCK Gypsum-Fiber Roof Board	GF-OSIA	EZ Fleece Backed TPO / Hot Asphalt	-390.0
C-50	Min. 2,500 psi structural concrete	None	Min. 1-inch GenFlex ISO Insulation or GenFlex Coated Glass Facer	GF-ISO-BOND	Optional additional layers of base insulation or min. 0.5-inch Tapered GenFlex ISO Insulation or GenFlex Coated Glass Facer followed by Min. 0.25-inch DensDeck Prime or SECUROCK Gypsum-Fiber Roof Board	GF-ISO-BOND	EZ Fleece Backed TPO / Hot Asphalt	-187.5
<b>GENFLEX EZ FLEECE BACKED TPO / QUICK JET SPRAY ADHESIVE SYSTEMS:</b>								
C-51	Min. 2,500 psi structural concrete	None	Min. 1-inch GenFlex ISO Insulation or GenFlex Coated Glass Facer	GF-ISO-BOND or GF-OSIA	(Optional) Additional layer of base insulation or min. 0.5-inch Tapered GenFlex ISO Insulation or GenFlex Coated Glass Facer	GF-ISO-BOND or GF-OSIA	EZ Fleece Backed TPO / Quick Jet	-172.5
C-52	Min. 2,500 psi structural concrete	None	Min. 1-inch GenFlex ISO Insulation or GenFlex Coated Glass Facer	GF-ISO-BOND or GF-OSIA	Optional additional layers of base insulation or min. 0.5-inch Tapered GenFlex ISO Insulation or GenFlex Coated Glass Facer followed by min. 0.5-inch GenFlex HD ISO	GF-ISO-BOND or GF-OSIA	EZ Fleece Backed TPO / Quick Jet	-172.5
C-53	Min. 2,500 psi structural concrete	None	Min. 1-inch GenFlex ISO Insulation or GenFlex Coated Glass Facer	GF-ISO-BOND or GF-OSIA	Optional additional layers of base insulation or min. 0.5-inch Tapered GenFlex ISO Insulation or GenFlex Coated Glass Facer followed by Min. 0.25-inch DensDeck Prime or SECUROCK Gypsum-Fiber Roof Board	GF-ISO-BOND or GF-OSIA	EZ Fleece Backed TPO / Quick Jet	-172.5
C-54	Min. 2,500 psi structural concrete	None	Min. 1-inch GenFlex ISO Insulation or GenFlex Coated Glass Facer	GF-ISO-BOND or GF-OSIA	Optional additional layers of base insulation or min. 0.5-inch Tapered GenFlex ISO Insulation or GenFlex Coated Glass Facer followed by min. 7/16-inch APA or TECO rated OSB	GF-ISO-BOND or GF-OSIA	EZ Fleece Backed TPO / Quick Jet	-45.0
C-55	Min. 2,500 psi structural concrete	None	Min. 1.5-inch GenFlex ISO Insulation or GenFlex Coated Glass Facer	Quick Dual, 4-inch o.c.	(Optional) Additional layers of base insulation	Quick Dual, 4-inch o.c.	EZ Fleece Backed TPO / Quick Jet	-292.5
C-56	Min. 2,500 psi structural concrete	None	Min. 1.5-inch GenFlex ISO Insulation or GenFlex Coated Glass Facer	Quick Dual, 4-inch o.c.	<u>Additional Insulation:</u> (Optional) Additional layers of base insulation <u>Coverboard:</u> Min. 0.25-inch DensDeck Prime, DEXcell FA Glass Mat Roof Board or SECUROCK Gypsum-Fiber Roof Board, min. 7/16-inch DEXcell Cement Roof Board or APA or TECO rated OSB or min. 0.5-inch GenFlex HD ISO	Quick Dual, 4-inch o.c.	EZ Fleece Backed TPO / Quick Jet	-292.5
<b>GENFLEX EZ FLEECE BACKED TPO / EZ TPO FB STICK ADHESIVE SYSTEMS:</b>								

**TABLE 3A: STRUCTURAL CONCRETE DECKS - NEW CONSTRUCTION OR REROOF (TEAR-OFF)  
SYSTEM TYPE A-1: BONDED INSULATION, BONDED ROOF COVER**

REFER TO [NOTE 13](#) FOR VAPOR BARRIER OPTIONS

System No.	Deck <a href="#">(Note 1)</a>	Primer	Base Insulation Layer		Top Insulation Layer		Roof Cover <a href="#">(Note 15)</a>	MDP <a href="#">(psf)</a>
			Type	Attach <a href="#">(Notes 6,7,8)</a>	Type	Attach <a href="#">(Notes 6,7,8)</a>		
C-57	Min. 2,500 psi structural concrete	None	Min. 1-inch GenFlex ISO Insulation or GenFlex Coated Glass Facer	GF-ISO-BOND or GF-OSIA	(Optional) Additional layer of base insulation or min. 0.5-inch Tapered GenFlex ISO Insulation or GenFlex Coated Glass Facer	GF-ISO-BOND or GF-OSIA	EZ Fleece Backed TPO / EZ-TPO-FB-Stick (RIBBON, 6)	-142.5
C-58	Min. 2,500 psi structural concrete	None	Min. 1-inch GenFlex ISO Insulation or GenFlex Coated Glass Facer	GF-ISO-BOND or GF-OSIA	(Optional) Additional layer of base insulation or min. 0.5-inch Tapered GenFlex ISO Insulation or GenFlex Coated Glass Facer	GF-ISO-BOND or GF-OSIA	EZ Fleece Backed TPO / EZ-TPO-FB-Stick (RIBBON, 4)	-172.5
C-59	Min. 2,500 psi structural concrete	None	Min. 1-inch GenFlex ISO Insulation or GenFlex Coated Glass Facer	GF-ISO-BOND or GF-OSIA	Optional additional layers of base insulation or min. 0.5-inch Tapered GenFlex ISO Insulation or GenFlex Coated Glass Facer followed by min. 0.5-inch GenFlex HD ISO	GF-ISO-BOND or GF-OSIA	EZ Fleece Backed TPO / EZ-TPO-FB-Stick (RIBBON, 12)	-45.0
C-60	Min. 2,500 psi structural concrete	None	Min. 1-inch GenFlex ISO Insulation or GenFlex Coated Glass Facer	GF-ISO-BOND or GF-OSIA	Optional additional layers of base insulation or min. 0.5-inch Tapered GenFlex ISO Insulation or GenFlex Coated Glass Facer followed by min. 0.5-inch GenFlex HD ISO	GF-ISO-BOND or GF-OSIA	EZ Fleece Backed TPO / EZ-TPO-FB-Stick (RIBBON, 6)	-82.5
C-61	Min. 2,500 psi structural concrete	None	Min. 1-inch GenFlex ISO Insulation or GenFlex Coated Glass Facer	GF-ISO-BOND or GF-OSIA	Optional additional layers of base insulation or min. 0.5-inch Tapered GenFlex ISO Insulation or GenFlex Coated Glass Facer followed by min. 0.5-inch GenFlex HD ISO	GF-ISO-BOND or GF-OSIA	EZ Fleece Backed TPO / EZ-TPO-FB-Stick (RIBBON, 4)	-172.5
C-62	Min. 2,500 psi structural concrete	None	Min. 1-inch GenFlex ISO Insulation or GenFlex Coated Glass Facer	GF-ISO-BOND or GF-OSIA	Optional additional layers of base insulation or min. 0.5-inch Tapered GenFlex ISO Insulation or GenFlex Coated Glass Facer followed by Min. 0.25-inch DensDeck Prime, DEXcell FA Glass Mat Roof Board or SECUROCK Gypsum-Fiber Roof Board or min. 7/16-inch DEXcell Cement Roof Board	GF-ISO-BOND or GF-OSIA	EZ Fleece Backed TPO / EZ-TPO-FB-Stick (RIBBON, 12)	-45.0
C-63	Min. 2,500 psi structural concrete	None	Min. 1-inch GenFlex ISO Insulation or GenFlex Coated Glass Facer	GF-ISO-BOND or GF-OSIA	Optional additional layers of base insulation or min. 0.5-inch Tapered GenFlex ISO Insulation or GenFlex Coated Glass Facer followed by Min. 0.25-inch DensDeck Prime, DEXcell FA Glass Mat Roof Board or SECUROCK Gypsum-Fiber Roof Board or min. 7/16-inch DEXcell Cement Roof Board	GF-ISO-BOND or GF-OSIA	EZ Fleece Backed TPO / EZ-TPO-FB-Stick (RIBBON, 6)	-60.0
C-64	Min. 2,500 psi structural concrete	None	Min. 1-inch GenFlex ISO Insulation or GenFlex Coated Glass Facer	GF-ISO-BOND or GF-OSIA	Optional additional layers of base insulation or min. 0.5-inch Tapered GenFlex ISO Insulation or GenFlex Coated Glass Facer followed by Min. 0.25-inch DensDeck Prime, DEXcell FA Glass Mat Roof Board or SECUROCK Gypsum-Fiber Roof Board or min. 7/16-inch DEXcell Cement Roof Board	GF-ISO-BOND or GF-OSIA	EZ Fleece Backed TPO / EZ-TPO-FB-Stick (RIBBON, 4)	-172.5
C-65	Min. 2,500 psi structural concrete	None	Min. 1-inch GenFlex ISO Insulation or GenFlex Coated Glass Facer	GF-ISO-BOND or GF-OSIA	Optional additional layers of base insulation or min. 0.5-inch Tapered GenFlex ISO Insulation or GenFlex Coated Glass Facer followed by min. 7/16-inch APA or TECO rated OSB	GF-ISO-BOND or GF-OSIA	EZ Fleece Backed TPO / EZ-TPO-FB-Stick (RIBBON, 12)	-45.0
C-66	Min. 2,500 psi structural concrete	None	Min. 1.5-inch GenFlex ISO Insulation or GenFlex Coated Glass Facer	Quick Dual, 4-inch o.c.	(Optional) Additional layers of base insulation	Quick Dual, 4-inch o.c.	EZ Fleece Backed TPO / EZ-TPO-FB-Stick (RIBBON, 4)	-337.5

**TABLE 3A: STRUCTURAL CONCRETE DECKS - NEW CONSTRUCTION OR REROOF (TEAR-OFF)  
SYSTEM TYPE A-1: BONDED INSULATION, BONDED ROOF COVER**

REFER TO [NOTE 13](#) FOR VAPOR BARRIER OPTIONS

System No.	Deck <a href="#">(Note 1)</a>	Primer	Base Insulation Layer		Top Insulation Layer		Roof Cover <a href="#">(Note 15)</a>	MDP <a href="#">(psf)</a>
			Type	Attach <a href="#">(Notes 6,7,8)</a>	Type	Attach <a href="#">(Notes 6,7,8)</a>		
C-67	Min. 2,500 psi structural concrete	None	Min. 1.5-inch GenFlex ISO Insulation or GenFlex Coated Glass Facer	Quick Dual, 4-inch o.c.	<u>Additional Insulation:</u> (Optional) Additional layers of base insulation <u>Coverboard:</u> Min. 0.25-inch DensDeck Prime, DEXcell FA Glass Mat Roof Board or SECUROCK Gypsum-Fiber Roof Board, min. 7/16-inch DEXcell Cement Roof Board or APA or TECO rated OSB or min. 0.5-inch GenFlex HD ISO	Quick Dual, 4-inch o.c.	EZ Fleece Backed TPO / EZ-TPO-FB-Stick (RIBBON, 4)	-337.5
<b>GENFLEX EZ FLEECE BACKED TPO / QUICK DUAL SYSTEMS:</b>								
C-68	Min. 2,500 psi structural concrete	None	Min. 1-inch GenFlex ISO Insulation	GF-ISO-BOND or GF-OSIA	(Optional) Additional layer of base insulation or min. 0.5-inch Tapered GenFlex ISO Insulation	GF-ISO-BOND or GF-OSIA	EZ Fleece Backed TPO / Quick Dual (RIBBON, 6)	-127.5
C-69	Min. 2,500 psi structural concrete	None	Min. 1-inch GenFlex Coated Glass Facer	GF-ISO-BOND or GF-OSIA	(Optional) Additional layer of base insulation or min. 0.5-inch Tapered GenFlex Coated Glass Facer	GF-ISO-BOND or GF-OSIA	EZ Fleece Backed TPO / Quick Dual (RIBBON, 6)	-142.5
C-70	Min. 2,500 psi structural concrete	None	Min. 1-inch GenFlex ISO Insulation or GenFlex Coated Glass Facer	GF-ISO-BOND or GF-OSIA	(Optional) Additional layer of base insulation or min. 0.5-inch Tapered GenFlex ISO Insulation or GenFlex Coated Glass Facer	GF-ISO-BOND or GF-OSIA	EZ Fleece Backed TPO / Quick Dual (RIBBON, 4 or SPATTER)	-172.5
C-71	Min. 2,500 psi structural concrete	None	Min. 1-inch GenFlex ISO Insulation, GenFlex Coated Glass Facer or min. 0.5-inch GenFlex HD ISO	GF-ISO-BOND or GF-OSIA, 6-inch o.c.	None	N/A	EZ Fleece Backed TPO / Quick Dual (RIBBON, 4 or SPATTER)	-412.5
C-72	Min. 2,500 psi structural concrete	None	Min. 1-inch GenFlex ISO Insulation or GenFlex Coated Glass Facer	GF-ISO-BOND or GF-OSIA	Optional additional layers of base insulation or min. 0.5-inch Tapered GenFlex ISO Insulation or GenFlex Coated Glass Facer followed by min. 0.5-inch GenFlex HD ISO	GF-ISO-BOND or GF-OSIA	EZ Fleece Backed TPO / Quick Dual (RIBBON, 6)	-82.5
C-73	Min. 2,500 psi structural concrete	None	Min. 1-inch GenFlex ISO Insulation or GenFlex Coated Glass Facer	GF-ISO-BOND or GF-OSIA	Optional additional layers of base insulation or min. 0.5-inch Tapered GenFlex ISO Insulation or GenFlex Coated Glass Facer followed by min. 0.5-inch GenFlex HD ISO	GF-ISO-BOND or GF-OSIA	EZ Fleece Backed TPO / Quick Dual (RIBBON, 4 or SPATTER)	-172.5
C-74	Min. 2,500 psi structural concrete	None	Min. 1-inch GenFlex ISO Insulation or GenFlex Coated Glass Facer	GF-ISO-BOND or GF-OSIA	Optional additional layers of base insulation or min. 0.5-inch Tapered GenFlex ISO Insulation or GenFlex Coated Glass Facer followed by Min. 0.25-inch DensDeck Prime	GF-ISO-BOND or GF-OSIA	EZ Fleece Backed TPO / Quick Dual (RIBBON, 6)	-60.0
C-75	Min. 2,500 psi structural concrete	None	Min. 1-inch GenFlex ISO Insulation or GenFlex Coated Glass Facer	GF-ISO-BOND or GF-OSIA	Optional additional layers of base insulation or min. 0.5-inch Tapered GenFlex ISO Insulation or GenFlex Coated Glass Facer followed by Min. 0.25-inch DensDeck Prime	GF-ISO-BOND or GF-OSIA	EZ Fleece Backed TPO / Quick Dual (RIBBON, 4 or SPATTER)	-172.5
C-76	Min. 2,500 psi structural concrete	None	Min. 1-inch GenFlex ISO Insulation or GenFlex Coated Glass Facer	GF-ISO-BOND or GF-OSIA	Optional additional layers of base insulation or min. 0.5-inch Tapered GenFlex ISO Insulation or GenFlex Coated Glass Facer followed by Min. 0.25-inch SECUROCK Gypsum-Fiber Roof Board	GF-ISO-BOND or GF-OSIA	EZ Fleece Backed TPO / Quick Dual (RIBBON, 12)	-45.0

**TABLE 3A: STRUCTURAL CONCRETE DECKS - NEW CONSTRUCTION OR REROOF (TEAR-OFF)  
SYSTEM TYPE A-1: BONDED INSULATION, BONDED ROOF COVER**

REFER TO [NOTE 13](#) FOR VAPOR BARRIER OPTIONS

System No.	Deck <a href="#">(Note 1)</a>	Primer	Base Insulation Layer		Top Insulation Layer		Roof Cover <a href="#">(Note 15)</a>	MDP <a href="#">(psf)</a>
			Type	Attach <a href="#">(Notes 6,7,8)</a>	Type	Attach <a href="#">(Notes 6,7,8)</a>		
C-77	Min. 2,500 psi structural concrete	None	Min. 1-inch GenFlex ISO Insulation or GenFlex Coated Glass Facer	GF-ISO-BOND or GF-OSIA	Optional additional layers of base insulation or min. 0.5-inch Tapered GenFlex ISO Insulation or GenFlex Coated Glass Facer followed by Min. 0.25-inch SECUROCK Gypsum-Fiber Roof Board	GF-ISO-BOND or GF-OSIA	EZ Fleece Backed TPO / Quick Dual (RIBBON, 6)	-60.0
C-78	Min. 2,500 psi structural concrete	None	Min. 1-inch GenFlex ISO Insulation or GenFlex Coated Glass Facer	GF-ISO-BOND or GF-OSIA	Optional additional layers of base insulation or min. 0.5-inch Tapered GenFlex ISO Insulation or GenFlex Coated Glass Facer followed by Min. 0.25-inch SECUROCK Gypsum-Fiber Roof Board	GF-ISO-BOND or GF-OSIA	EZ Fleece Backed TPO / Quick Dual (RIBBON, 4 or SPATTER)	-172.5
C-79	Min. 2,500 psi structural concrete	None	Min. 1-inch GenFlex ISO Insulation or GenFlex Coated Glass Facer	GF-ISO-BOND or GF-OSIA	Optional additional layers of base insulation or min. 0.5-inch Tapered GenFlex ISO Insulation or GenFlex Coated Glass Facer followed by min. 7/16-inch APA or TECO rated OSB	GF-ISO-BOND or GF-OSIA	EZ Fleece Backed TPO / Quick Dual (RIBBON, 6 or SPATTER)	-45.0
C-80	Min. 2,500 psi structural concrete	None	Min. 1.5-inch GenFlex Coated Glass Facer	Quick Dual, 4-inch o.c.	(Optional) Additional layers of base insulation	Quick Dual, 4-inch o.c.	EZ Fleece Backed TPO / Quick Dual (RIBBON, 4 or SPATTER)	-337.5
C-81	Min. 2,500 psi structural concrete	None	Min. 1.5-inch GenFlex ISO Insulation or GenFlex Coated Glass Facer	Quick Dual, 4-inch o.c.	<u>Additional Insulation:</u> (Optional) Additional layers of base insulation <u>Coverboard:</u> Min. 0.25-inch DensDeck Prime or DEXcell FA Glass Mat Roof Board or min. 7/16-inch DEXcell Cement Roof Board or APA or TECO rated OSB	Quick Dual, 4-inch o.c.	EZ Fleece Backed TPO / Quick Dual (RIBBON, 4 or SPATTER)	-247.5
C-82	Min. 2,500 psi structural concrete	None	Min. 1.5-inch GenFlex ISO Insulation or GenFlex Coated Glass Facer	Quick Dual, 4-inch o.c.	<u>Additional Insulation:</u> (Optional) Additional layers of base insulation <u>Coverboard:</u> Min. 0.25-inch SECUROCK Gypsum-Fiber Roof Board	Quick Dual, 4-inch o.c.	EZ Fleece Backed TPO / Quick Dual (RIBBON, 4 or SPATTER)	-337.5
<b>GENFLEX EZ FLEECE BACKED TPO / GENFLEX FLEECE BACKED BONDING ADHESIVE SYSTEMS:</b>								
C-83	Min. 2,500 psi structural concrete	ASTM D41	Min. 0.25-inch DensDeck Prime or SECUROCK Gypsum-Fiber Roof Board	Hot Asphalt	None	N/A	EZ Fleece Backed TPO / FB-BA	-232.5
C-84	Min. 2,500 psi structural concrete	ASTM D41	One or two layers min. 1.5-inch GenFlex ISO Insulation	Hot Asphalt	Min. 0.25-inch DensDeck Prime or SECUROCK Gypsum-Fiber Roof Board	Hot Asphalt	EZ Fleece Backed TPO / FB-BA	-300.0
C-85	Min. 2,500 psi structural concrete	None	Min. 1-inch GenFlex ISO Insulation or GenFlex Coated Glass Facer	GF-ISO-BOND or GF-OSIA	(Optional) Additional layer of base insulation or min. 0.5-inch Tapered GenFlex ISO Insulation or GenFlex Coated Glass Facer	GF-ISO-BOND or GF-OSIA	EZ Fleece Backed TPO / FB-BA	-112.5

**TABLE 3A: STRUCTURAL CONCRETE DECKS - NEW CONSTRUCTION OR REROOF (TEAR-OFF)  
SYSTEM TYPE A-1: BONDED INSULATION, BONDED ROOF COVER**

REFER TO [NOTE 13](#) FOR VAPOR BARRIER OPTIONS

System No.	Deck <a href="#">(Note 1)</a>	Primer	Base Insulation Layer		Top Insulation Layer		Roof Cover <a href="#">(Note 15)</a>	MDP <a href="#">(psf)</a>
			Type	Attach <a href="#">(Notes 6,7,8)</a>	Type	Attach <a href="#">(Notes 6,7,8)</a>		
C-86	Min. 2,500 psi structural concrete	None	Min. 1-inch GenFlex ISO Insulation or GenFlex Coated Glass Facer	GF-ISO-BOND or GF-OSIA	Optional additional layers of base insulation or min. 0.5-inch Tapered GenFlex ISO Insulation or GenFlex Coated Glass Facer followed by min. 0.5-inch GenFlex HD ISO	GF-ISO-BOND or GF-OSIA	EZ Fleece Backed TPO / FB-BA	-390.0
C-87	Min. 2,500 psi structural concrete	None	Min. 1-inch GenFlex ISO Insulation or GenFlex Coated Glass Facer	GF-OSIA	Optional additional layers of base insulation or min. 0.5-inch Tapered GenFlex ISO Insulation or GenFlex Coated Glass Facer followed by Min. 0.25-inch DensDeck Prime or SECUROCK Gypsum-Fiber Roof Board	GF-OSIA	EZ Fleece Backed TPO / FB-BA	-300.0
C-88	Min. 2,500 psi structural concrete	None	Min. 1-inch GenFlex ISO Insulation or GenFlex Coated Glass Facer	GF-ISO-BOND	Optional additional layers of base insulation or min. 0.5-inch Tapered GenFlex ISO Insulation or GenFlex Coated Glass Facer followed by Min. 0.25-inch DensDeck Prime or SECUROCK Gypsum-Fiber Roof Board	GF-ISO-BOND	EZ Fleece Backed TPO / FB-BA	-187.5
<b>GENFLEX EZ TPO PEEL AND STICK SYSTEMS:</b>								
C-89	Min. 2,500 psi structural concrete	ASTM D41	Min. 1.5-inch GenFlex ISO Insulation or GenFlex Coated Glass Facer	Hot Asphalt	(Optional) Tapered GenFlex ISO Insulation	Hot asphalt	EZ TPO Peel and Stick, self-adhered	-180.0
C-90	Min. 2,500 psi structural concrete	ASTM D41	Min. 1.5-inch GenFlex ISO Insulation with optional Tapered GenFlex ISO Insulation	Hot Asphalt	Min. 0.25-inch DensDeck Prime or SECUROCK Gypsum-Fiber Roof Board	Hot Asphalt	EZ TPO Peel and Stick, self-adhered	-195.0
C-91	Min. 2,500 psi structural concrete	None	Min. 1.5-inch GenFlex ISO Insulation or GenFlex Coated Glass Facer	GF-OSIA	(Optional) Additional layers of base insulation	GF-OSIA	EZ TPO Peel and Stick, self-adhered	-165.0
C-92	Min. 2,500 psi structural concrete	None	Min. 1.5-inch GenFlex ISO Insulation or GenFlex Coated Glass Facer	GF-OSIA, 8-inch o.c.	(Optional) Additional layers of base insulation	GF-OSIA, 8-inch o.c.	EZ TPO Peel and Stick, self-adhered	-240.0
C-93	Min. 2,500 psi structural concrete	None	Min. 1.5-inch GenFlex ISO Insulation	GF-OSIA, 4-inch o.c.	(Optional) Additional layers of base insulation	GF-OSIA, 4-inch o.c.	EZ TPO Peel and Stick, self-adhered	-285.0
C-94	Min. 2,500 psi structural concrete	None	Min. 1.5-inch GenFlex Coated Glass Facer	GF-OSIA, 6-inch o.c.	(Optional) Additional layers of base insulation	GF-OSIA, 6-inch o.c.	EZ TPO Peel and Stick, self-adhered	-360.0
C-95	Min. 2,500 psi structural concrete	None	Min. 1.5-inch GenFlex ISO Insulation	GF-OSIA	Min. 0.25-inch DensDeck Prime	GF-OSIA	EZ TPO Peel and Stick, self-adhered	-127.5
C-96	Min. 2,500 psi structural concrete	None	Min. 1.5-inch GenFlex ISO Insulation	GF-OSIA	Min. 0.25-inch SECUROCK Gypsum-Fiber Roof Board	GF-OSIA	EZ TPO Peel and Stick, self-adhered	-157.5

**TABLE 3A: STRUCTURAL CONCRETE DECKS - NEW CONSTRUCTION OR REROOF (TEAR-OFF)  
SYSTEM TYPE A-1: BONDED INSULATION, BONDED ROOF COVER**

REFER TO [NOTE 13](#) FOR VAPOR BARRIER OPTIONS

System No.	Deck <a href="#">(Note 1)</a>	Primer	Base Insulation Layer		Top Insulation Layer		Roof Cover <a href="#">(Note 15)</a>	MDP (psf)
			Type	Attach <a href="#">(Notes 6,7,8)</a>	Type	Attach <a href="#">(Notes 6,7,8)</a>		
C-97	Min. 2,500 psi structural concrete	None	Min. 1.5-inch GenFlex ISO Insulation	GF-OSIA, 8-inch o.c.	Min. 0.25-inch DensDeck Prime or SECUROCK Gypsum-Fiber Roof Board	GF-OSIA, 8-inch o.c.	EZ TPO Peel and Stick, self-adhered	-187.5
C-98	Min. 2,500 psi structural concrete	None	Two layers min. 1.5-inch GenFlex ISO Insulation	GF-OSIA, 8-inch o.c.	Min. 0.25-inch DensDeck Prime or SECUROCK Gypsum-Fiber Roof Board	GF-OSIA, 8-inch o.c.	EZ TPO Peel and Stick, self-adhered	-195.0
C-99	Min. 2,500 psi structural concrete	None	Min. 1.5-inch GenFlex ISO Insulation	GF-OSIA, 4-inch o.c.	Min. 0.25-inch DensDeck Prime or SECUROCK Gypsum-Fiber Roof Board	GF-OSIA, 4-inch o.c.	EZ TPO Peel and Stick, self-adhered	-247.5
C-100	Min. 2,500 psi structural concrete	None	One or more layers, min. 1.5-inch GenFlex ISO Insulation	GF-OSIA	Min. 0.5-inch GenFlex HD ISO	GF-OSIA	EZ TPO Peel and Stick, self-adhered	-247.5
C-101	Min. 2,500 psi structural concrete	None	Min. 0.5-inch GenFlex HD ISO	GF-OSIA	None	N/A	EZ TPO Peel and Stick, self-adhered	-300.0
C-102	Min. 2,500 psi structural concrete	None	Min. 1.5-inch GenFlex ISO Insulation	Polysset CRA	(Optional) Additional layers base insulation	Polysset CRA	EZ TPO Peel and Stick, self-adhered	-270.0
C-103	Min. 2,500 psi structural concrete	None	Min. 1.5-inch GenFlex ISO Insulation	Polysset CRA	Min. 0.25-inch DensDeck Prime or SECUROCK Gypsum-Fiber Roof Board	Polysset CRA	EZ TPO Peel and Stick, self-adhered	-240.0
C-104	Min. 2,500 psi structural concrete	None	Min. 1.5-inch GenFlex ISO Insulation or GenFlex Coated Glass Facer	GF-ISO-BOND	(Optional) Additional layers of base insulation	GF-ISO-BOND	EZ TPO Peel and Stick, self-adhered	-150.0
C-105	Min. 2,500 psi structural concrete	None	Min. 1.5-inch GenFlex Coated Glass Facer	GF-ISO-BOND, 6-inch o.c.	(Optional) Additional layers of base insulation	GF-ISO-BOND, 6-inch o.c.	EZ TPO Peel and Stick, self-adhered	-360.0
C-106	Min. 2,500 psi structural concrete	None	Min. 1.5-inch GenFlex ISO Insulation	GF-ISO-BOND	Min. 0.25-inch DensDeck Prime or SECUROCK Gypsum-Fiber Roof Board	GF-ISO-BOND	EZ TPO Peel and Stick, self-adhered	-150.0
C-107	Min. 2,500 psi structural concrete	None	One or more layers, min. 1.5-inch GenFlex ISO Insulation	GF-ISO-BOND	Min. 0.5-inch GenFlex HD ISO	GF-ISO-BOND	EZ TPO Peel and Stick, self-adhered	-300.0
C-108	Min. 2,500 psi structural concrete	None	Min. 1.5-inch GenFlex Coated Glass Facer	GF-ISO-BOND, 6-inch o.c.	Min. 0.5-inch GenFlex HD ISO	GF-ISO-BOND, 6-inch o.c.	EZ TPO Peel and Stick, self-adhered	-360.0
C-109	Min. 2,500 psi structural concrete	None	Min. 0.5-inch GenFlex HD ISO	GF-ISO-BOND	None	N/A	EZ TPO Peel and Stick, self-adhered	-405.0

**TABLE 3B: STRUCTURAL CONCRETE DECKS - NEW CONSTRUCTION OR REROOF (TEAR-OFF)  
SYSTEM TYPE F: NON-INSULATED, BONDED ROOF COVER**

System No.	Deck <a href="#">(Note 1)</a>	Primer	Roof Cover <a href="#">(Note 15)</a>				MDP <a href="#">(psf)</a>
			Base Ply	Application	Top Ply	Application	
C-110	Min. 2,500 psi structural concrete	None	None	N/A	EZ Fleece Backed TPO	EZ-TPO-FB-Stick (RIBBON, 12)	-97.5
C-111	Min. 2,500 psi structural concrete	None	None	N/A	EZ Fleece Backed TPO	EZ-TPO-FB-Stick (RIBBON, 6)	-150.0
C-112	Min. 2,500 psi structural concrete	ASTM D41	None	N/A	EZ Fleece Backed TPO	FB-BA	-180.0
C-113	Min. 2,500 psi structural concrete	None	None	N/A	EZ Fleece Backed TPO	FB-BA	-360.0
C-114	Min. 2,500 psi structural concrete	ASTM D41	None	N/A	EZ Fleece Backed TPO	Hot asphalt	-382.5
C-115	Min. 2,500 psi structural concrete	None	None	N/A	EZ Fleece Backed TPO	Hot asphalt	-487.5
C-116	Min. 2,500 psi structural concrete	ASTM D41	None	N/A	EZ Fleece Backed TPO	Hot asphalt	-495.0
C-117	Min. 2,500 psi structural concrete	None	None	N/A	EZ Fleece Backed TPO	Quick Dual (RIBBON, 4 or SPATTER)	-495.5
C-118	Min. 2,500 psi structural concrete	ASTM D41	One or two plies Elevate Type IV (4) M or Type VI (6) M or one ply of MB Base, SBS Base, SBS PolyBase or SBS Premium Base	Hot asphalt	EZ Fleece Backed TPO	EZ-TPO-FB-Stick (RIBBON, 4)	-315.0

**TABLE 4A: LIGHTWEIGHT CONCRETE DECKS - NEW CONSTRUCTION OR REROOF (TEAR-OFF)  
SYSTEM TYPE A-1: BONDED INSULATION, BONDED ROOF COVER**

System No.	Deck <a href="#">(Note 1)</a>	Lightweight Concrete <a href="#">(Note 14)</a>	Base Insulation Layer		Coverboard		Roof Cover <a href="#">(Note 15)</a>	MDP <a href="#">(psf)</a>
			Type	Attach <a href="#">(Notes 6,7,8)</a>	Type	Attach <a href="#">(Notes 6,7,8)</a>		
<b>GENFLEX EZ TPO SYSTEMS:</b>								
<b>CELCORE (NOA 24-0906.02):</b>								
LWC-1	Structural concrete	Min. 350 psi, min. 2-inch thick Celcore MF Cellular Concrete with Celcore HS Rheology Modifying Admixture, with optional 1-inch thick, 1.0 pcf EPS holey board and surfacing of Celcore PVA Curing Compound.	Min. 1-inch GenFlex ISO Insulation	GF-OSIA	(Optional) Additional layer of base insulation or min. 0.5-inch Tapered GenFlex ISO Insulation	GF-OSIA	EZ TPO / Quick Jet, EZ-TPO-LVOC, EZ-TPO-LVOC-1168 or EZ-TPO-BA	-217.5
LWC-2	Structural concrete	Min. 350 psi, min. 2-inch thick Celcore MF Cellular Concrete with Celcore HS Rheology Modifying Admixture, with optional 1-inch thick, 1.0 pcf EPS holey board and surfacing of Celcore PVA Curing Compound.	Min. 1-inch GenFlex Coated Glass Facer	GF-OSIA	(Optional) Additional layer of base insulation or min. 0.5-inch Tapered GenFlex Coated Glass Facer	GF-OSIA	EZ TPO / Quick Jet, EZ-TPO-LVOC, EZ-TPO-LVOC-1168 or EZ-TPO-BA	-217.5
LWC-3	Structural concrete	Min. 350 psi, min. 2-inch thick Celcore MF Cellular Concrete with Celcore HS Rheology Modifying Admixture, with optional 1-inch thick, 1.0 pcf EPS holey board and surfacing of Celcore PVA Curing Compound.	(Optional) Min. 0.5-inch Tapered GenFlex ISO Insulation or Tapered GenFlex Coated Glass Facer	GF-OSIA	Min. 2-inch GenFlex HD Composite ISO	GF-OSIA	EZ TPO / Quick Jet	-172.5
LWC-4	Structural concrete	Min. 350 psi, min. 2-inch thick Celcore MF Cellular Concrete with Celcore HS Rheology Modifying Admixture, with optional 1-inch thick, 1.0 pcf EPS holey board and surfacing of Celcore PVA Curing Compound.	(Optional) Min. 0.5-inch Tapered GenFlex ISO Insulation or Tapered GenFlex Coated Glass Facer	GF-OSIA	Min. 2-inch GenFlex HD Composite ISO	GF-OSIA	EZ TPO / EZ-TPO-LVOC, EZ-TPO-LVOC-1168 or EZ-TPO-BA	-217.5
LWC-5	Structural concrete	Min. 350 psi, min. 2-inch thick Celcore MF Cellular Concrete with Celcore HS Rheology Modifying Admixture, with optional 1-inch thick, 1.0 pcf EPS holey board and surfacing of Celcore PVA Curing Compound.	Min. 1.5-inch GenFlex ISO Insulation or GenFlex Coated Glass Facer	GF-OSIA	Optional additional layers of base insulation or min. 0.5-inch Tapered GenFlex ISO Insulation or GenFlex Coated Glass Facer followed by min. 0.5-inch GenFlex HD ISO	GF-OSIA	EZ TPO / Quick Jet	-172.5
LWC-6	Structural concrete	Min. 350 psi, min. 2-inch thick Celcore MF Cellular Concrete with Celcore HS Rheology Modifying Admixture, with optional 1-inch thick, 1.0 pcf EPS holey board and surfacing of Celcore PVA Curing Compound.	Min. 1.5-inch GenFlex ISO Insulation or GenFlex Coated Glass Facer	GF-OSIA	Optional additional layers of base insulation or min. 0.5-inch Tapered GenFlex ISO Insulation or GenFlex Coated Glass Facer followed by min. 0.5-inch GenFlex HD ISO	GF-OSIA	EZ TPO / EZ-TPO-LVOC, EZ-TPO-LVOC-1168 or EZ-TPO-BA	-217.5
LWC-7	Structural concrete	Min. 350 psi, min. 2-inch thick Celcore MF Cellular Concrete with Celcore HS Rheology Modifying Admixture, with optional 1-inch thick, 1.0 pcf EPS holey board and surfacing of Celcore PVA Curing Compound.	Min. 1.5-inch GenFlex ISO Insulation or GenFlex Coated Glass Facer	GF-OSIA	Optional additional layers of base insulation or min. 0.5-inch Tapered GenFlex ISO Insulation or GenFlex Coated Glass Facer followed by Min. 0.25-inch DensDeck Prime, DEXcell FA Glass Mat Roof Board or SECUROCK Gypsum-Fiber Roof Board or min. 7/16-inch DEXcell Cement Roof Board	GF-OSIA	EZ TPO / Quick Jet, EZ-TPO-LVOC, EZ-TPO-LVOC-1168 or EZ-TPO-BA	-217.5

**TABLE 4A: LIGHTWEIGHT CONCRETE DECKS - NEW CONSTRUCTION OR REROOF (TEAR-OFF)  
SYSTEM TYPE A-1: BONDED INSULATION, BONDED ROOF COVER**

System No.	Deck (Note 1)	Lightweight Concrete (Note 14)	Base Insulation Layer		Coverboard		Roof Cover (Note 15)	MDP (psf)
			Type	Attach (Notes 6,7,8)	Type	Attach (Notes 6,7,8)		
LWC-8	Structural concrete	Min. 350 psi, min. 2-inch thick Celcore MF Cellular Concrete with Celcore HS Rheology Modifying Admixture, with optional 1-inch thick, 1.0 pcf EPS holey board and surfacing of Celcore PVA Curing Compound.	Min. 1-inch GenFlex ISO Insulation or GenFlex Coated Glass Facer	GF-OSIA	Optional additional layers of base insulation or min. 0.5-inch Tapered GenFlex ISO Insulation or GenFlex Coated Glass Facer followed by min. 7/16-inch APA or TECO rated OSB	GF-OSIA	EZ TPO / EZ-TPO-LVOC, EZ-TPO-LVOC-1168 or EZ-TPO-BA	-217.5
LWC-9	Structural concrete	Min. 350 psi, min. 2-inch thick Celcore MF Cellular Concrete with Celcore HS Rheology Modifying Admixture, with optional 1-inch thick, 1.0 pcf EPS holey board and surfacing of Celcore PVA Curing Compound.	Min. 1-inch GenFlex ISO Insulation	GF-ISO-BOND	(Optional) Additional layer of base insulation or min. 0.5-inch Tapered GenFlex ISO Insulation	GF-ISO-BOND	EZ TPO / Quick Jet, EZ-TPO-LVOC, EZ-TPO-LVOC-1168 or EZ-TPO-BA	-187.5
LWC-10	Structural concrete	Min. 350 psi, min. 2-inch thick Celcore MF Cellular Concrete with Celcore HS Rheology Modifying Admixture, with optional 1-inch thick, 1.0 pcf EPS holey board and surfacing of Celcore PVA Curing Compound.	Min. 1-inch GenFlex Coated Glass Facer	GF-ISO-BOND	(Optional) Additional layer of base insulation or min. 0.5-inch Tapered GenFlex Coated Glass Facer	GF-ISO-BOND	EZ TPO / Quick Jet, EZ-TPO-LVOC, EZ-TPO-LVOC-1168 or EZ-TPO-BA	-187.5
LWC-11	Structural concrete	Min. 350 psi, min. 2-inch thick Celcore MF Cellular Concrete with Celcore HS Rheology Modifying Admixture, with optional 1-inch thick, 1.0 pcf EPS holey board and surfacing of Celcore PVA Curing Compound.	(Optional) Min. 0.5-inch Tapered GenFlex ISO Insulation or Tapered GenFlex Coated Glass Facer	GF-ISO-BOND	Min. 2-inch GenFlex HD Composite ISO	GF-ISO-BOND	EZ TPO / Quick Jet	-172.5
LWC-12	Structural concrete	Min. 350 psi, min. 2-inch thick Celcore MF Cellular Concrete with Celcore HS Rheology Modifying Admixture, with optional 1-inch thick, 1.0 pcf EPS holey board and surfacing of Celcore PVA Curing Compound.	(Optional) Min. 0.5-inch Tapered GenFlex ISO Insulation or Tapered GenFlex Coated Glass Facer	GF-ISO-BOND	Min. 2-inch GenFlex HD Composite ISO	GF-ISO-BOND	EZ TPO / EZ-TPO-LVOC, EZ-TPO-LVOC-1168 or EZ-TPO-BA	-187.5
LWC-13	Structural concrete	Min. 350 psi, min. 2-inch thick Celcore MF Cellular Concrete with Celcore HS Rheology Modifying Admixture, with optional 1-inch thick, 1.0 pcf EPS holey board and surfacing of Celcore PVA Curing Compound.	Min. 1.5-inch GenFlex ISO Insulation or GenFlex Coated Glass Facer	GF-ISO-BOND	Optional additional layers of base insulation or min. 0.5-inch Tapered GenFlex ISO Insulation or GenFlex Coated Glass Facer followed by min. 0.5-inch GenFlex HD ISO	GF-ISO-BOND	EZ TPO / Quick Jet	-172.5
LWC-14	Structural concrete	Min. 350 psi, min. 2-inch thick Celcore MF Cellular Concrete with Celcore HS Rheology Modifying Admixture, with optional 1-inch thick, 1.0 pcf EPS holey board and surfacing of Celcore PVA Curing Compound.	Min. 1.5-inch GenFlex ISO Insulation or GenFlex Coated Glass Facer	GF-ISO-BOND	Optional additional layers of base insulation or min. 0.5-inch Tapered GenFlex ISO Insulation or GenFlex Coated Glass Facer followed by min. 0.5-inch GenFlex HD ISO	GF-ISO-BOND	EZ TPO / EZ-TPO-LVOC, EZ-TPO-LVOC-1168 or EZ-TPO-BA	-187.5

**TABLE 4A: LIGHTWEIGHT CONCRETE DECKS - NEW CONSTRUCTION OR REROOF (TEAR-OFF)  
SYSTEM TYPE A-1: BONDED INSULATION, BONDED ROOF COVER**

System No.	Deck <a href="#">(Note 1)</a>	Lightweight Concrete <a href="#">(Note 14)</a>	Base Insulation Layer		Coverboard		Roof Cover <a href="#">(Note 15)</a>	MDP <a href="#">(psf)</a>
			Type	Attach <a href="#">(Notes 6,7,8)</a>	Type	Attach <a href="#">(Notes 6,7,8)</a>		
LWC-15	Structural concrete	Min. 350 psi, min. 2-inch thick Celcore MF Cellular Concrete with Celcore HS Rheology Modifying Admixture, with optional 1-inch thick, 1.0 pcf EPS holey board and surfacing of Celcore PVA Curing Compound.	Min. 1.5-inch GenFlex ISO Insulation or GenFlex Coated Glass Facer	GF-ISO-BOND	Optional additional layers of base insulation or min. 0.5-inch Tapered GenFlex ISO Insulation or GenFlex Coated Glass Facer followed by Min. 0.25-inch DensDeck Prime, DEXcell FA Glass Mat Roof Board or SECUROCK Gypsum-Fiber Roof Board or min. 7/16-inch DEXcell Cement Roof Board	GF-ISO-BOND	EZ TPO / Quick Jet, EZ-TPO-LVOC, EZ-TPO-LVOC-1168 or EZ-TPO-BA	-187.5
LWC-16	Structural concrete	Min. 350 psi, min. 2-inch thick Celcore MF Cellular Concrete with Celcore HS Rheology Modifying Admixture, with optional 1-inch thick, 1.0 pcf EPS holey board and surfacing of Celcore PVA Curing Compound.	Min. 1-inch GenFlex ISO Insulation or GenFlex Coated Glass Facer	GF-ISO-BOND	Optional additional layers of base insulation or min. 0.5-inch Tapered GenFlex ISO Insulation or GenFlex Coated Glass Facer followed by min. 7/16-inch APA or TECO rated OSB	GF-ISO-BOND	EZ TPO / EZ-TPO-LVOC, EZ-TPO-LVOC-1168 or EZ-TPO-BA	-187.5
LWC-17	Structural concrete	Min. 200 psi, min. 2-inch thick Celcore Cellular Concrete	Min. 1.5-inch GenFlex ISO Insulation	GF-ISO-BOND	(Optional) Additional layers of base insulation	GF-ISO-BOND	EZ TPO / Quick Jet, EZ-TPO-BA	-225.0
LWC-18	Structural concrete	Min. 200 psi, min. 2-inch thick Celcore Cellular Concrete	Min. 1.5-inch GenFlex ISO Insulation	GF-ISO-BOND	Min. 0.25-inch DensDeck Prime or SECUROCK Gypsum-Fiber Roof Board	GF-ISO-BOND	EZ TPO / Quick Jet, EZ-TPO-BA	-225.0
LWC-19	Structural concrete	Min. 200 psi, min. 2-inch thick Celcore Cellular Concrete	Min. 1.5-inch GenFlex ISO Insulation	Polysset CRA	Min. 0.25-inch DensDeck	Polysset CRA	EZ TPO / Quick Jet, EZ-TPO-BA	-195.0
LWC-20	Structural concrete	Min. 200 psi, min. 2-inch thick Celcore Cellular Concrete	Min. 1.5-inch GenFlex ISO Insulation	Polysset CRA	(Optional) Additional layers base insulation	Polysset CRA	EZ TPO / Quick Jet, EZ-TPO-BA	-222.5
LWC-21	Structural concrete	Min. 200 psi, min. 2-inch thick Celcore Cellular Concrete.	Min. 1.5-inch GenFlex ISO Insulation	Polysset CRA	Min. 0.25-inch DensDeck Prime or SECUROCK Gypsum-Fiber Roof Board	Polysset CRA	EZ TPO / Quick Jet, EZ-TPO-BA	-222.5
<b>ELASTIZELL (NOA 23-0817.05):</b>								
LWC-22	Structural concrete	Min. 200 psi, min. 2-inch thick Elastizell Cellular Lightweight Insulating Concrete	Min. 1.5-inch GenFlex ISO Insulation	GF-ISO-BOND	(Optional) Additional layers of base insulation	GF-ISO-BOND	EZ TPO / Quick Jet, EZ-TPO-BA	-225.0
LWC-23	Structural concrete	Min. 200 psi, min. 2-inch thick Elastizell Cellular Lightweight Insulating Concrete	Min. 1.5-inch GenFlex ISO Insulation	GF-ISO-BOND	Min. 0.25-inch DensDeck Prime or SECUROCK Gypsum-Fiber Roof Board	GF-ISO-BOND	EZ TPO / Quick Jet, EZ-TPO-BA	-225.0
LWC-24	Structural concrete	Min. 200 psi, min. 2-inch thick Elastizell Cellular Lightweight Insulating Concrete	Min. 1.5-inch GenFlex ISO Insulation	Polysset CRA	(Optional) Additional layers base insulation	Polysset CRA	EZ TPO / Quick Jet, EZ-TPO-BA	-180.0

**TABLE 4A: LIGHTWEIGHT CONCRETE DECKS - NEW CONSTRUCTION OR REROOF (TEAR-OFF)  
SYSTEM TYPE A-1: BONDED INSULATION, BONDED ROOF COVER**

System No.	Deck (Note 1)	Lightweight Concrete (Note 14)	Base Insulation Layer		Coverboard		Roof Cover (Note 15)	MDP (psf)
			Type	Attach (Notes 6,7,8)	Type	Attach (Notes 6,7,8)		
LWC-25	Structural concrete	Min. 200 psi, min. 2-inch thick Elastizell Cellular Lightweight Insulating Concrete	Min. 1.5-inch GenFlex ISO Insulation	Polyset CRA	Min. 0.25-inch DensDeck or SECUROCK Gypsum-Fiber Roof Board	Polyset CRA	EZ TPO / Quick Jet, EZ-TPO-BA	-180.0
<b>INSULCEL (NOA 23-1219.03):</b>								
LWC-26	Structural concrete	Min. 200 psi, min. 2-inch thick Siplast Insulcel	Min. 1.5-inch GenFlex ISO Insulation	GF-ISO-BOND	(Optional) Additional layers of base insulation	GF-ISO-BOND	EZ TPO / Quick Jet, EZ-TPO-BA	-225.0
LWC-27	Structural concrete	Min. 200 psi, min. 2-inch thick Siplast Insulcel	Min. 1.5-inch GenFlex ISO Insulation	GF-ISO-BOND	Min. 0.25-inch DensDeck Prime or SECUROCK Gypsum-Fiber Roof Board	GF-ISO-BOND	EZ TPO / Quick Jet, EZ-TPO-BA	-225.0
<b>MEARLCRETE (NOA 24-0514.06):</b>								
LWC-28	Structural concrete	Min. 200 psi, min. 2-inch thick Mearlcrete	Min. 1.5-inch GenFlex ISO Insulation	GF-ISO-BOND	(Optional) Additional layers of base insulation	GF-ISO-BOND	EZ TPO / Quick Jet, EZ-TPO-BA	-225.0
LWC-29	Structural concrete	Min. 200 psi, min. 2-inch thick Mearlcrete	Min. 1.5-inch GenFlex ISO Insulation	GF-ISO-BOND	Min. 0.25-inch DensDeck Prime or SECUROCK Gypsum-Fiber Roof Board	GF-ISO-BOND	EZ TPO / Quick Jet, EZ-TPO-BA	-225.0
LWC-30	Structural concrete	Min. 200 psi, min. 2-inch thick Mearlcrete	Min. 1.5-inch GenFlex ISO Insulation	Polyset CRA	Min. 0.25-inch DensDeck or SECUROCK Gypsum-Fiber Roof Board	Polyset CRA	EZ TPO / Quick Jet, EZ-TPO-BA	-195.0
LWC-31	Structural concrete	Min. 200 psi, min. 2-inch thick Mearlcrete	Min. 1.5-inch GenFlex ISO Insulation	Polyset CRA	(Optional) Additional layers base insulation	Polyset CRA	EZ TPO / Quick Jet, EZ-TPO-BA	-240.0
LWC-32	Structural concrete	Min. 200 psi, min. 2-inch thick Mearlcrete	Min. 1.5-inch GenFlex ISO Insulation	Polyset CRA	Min. 0.25-inch DensDeck Prime or SECUROCK Gypsum-Fiber Roof Board	Polyset CRA	EZ TPO / Quick Jet, EZ-TPO-BA	-240.0
<b>GENFLEX EZ FLEECE BACKED TPO / QUICK JET SPRAY ADHESIVE SYSTEMS:</b>								
<b>CELCORE (NOA 24-0906.02):</b>								
LWC-33	Structural concrete	Min. 350 psi, min. 2-inch thick Celcore MF Cellular Concrete with Celcore HS Rheology Modifying Admixture, with optional 1-inch thick, 1.0 pcf EPS holey board and surfacing of Celcore PVA Curing Compound.	Min. 1-inch GenFlex ISO Insulation or GenFlex Coated Glass Facer	GF-ISO-BOND or GF-OSIA	(Optional) Additional layer of base insulation or min. 0.5-inch Tapered GenFlex ISO Insulation or GenFlex Coated Glass Facer	GF-ISO-BOND or GF-OSIA	EZ Fleece Backed TPO / Quick Jet	-172.5

**TABLE 4A: LIGHTWEIGHT CONCRETE DECKS - NEW CONSTRUCTION OR REROOF (TEAR-OFF)  
SYSTEM TYPE A-1: BONDED INSULATION, BONDED ROOF COVER**

System No.	Deck (Note 1)	Lightweight Concrete (Note 14)	Base Insulation Layer		Coverboard		Roof Cover (Note 15)	MDP (psf)
			Type	Attach (Notes 6,7,8)	Type	Attach (Notes 6,7,8)		
LWC-34	Structural concrete	Min. 350 psi, min. 2-inch thick Celcore MF Cellular Concrete with Celcore HS Rheology Modifying Admixture, with optional 1-inch thick, 1.0 pcf EPS holey board and surfacing of Celcore PVA Curing Compound.	(Optional) Min. 0.5-inch Tapered GenFlex ISO Insulation or Tapered GenFlex Coated Glass Facer	GF-ISO-BOND or GF-OSIA	Min. 2-inch GenFlex HD Composite ISO	GF-ISO-BOND or GF-OSIA	EZ Fleece Backed TPO / Quick Jet	-172.5
LWC-35	Structural concrete	Min. 350 psi, min. 2-inch thick Celcore MF Cellular Concrete with Celcore HS Rheology Modifying Admixture, with optional 1-inch thick, 1.0 pcf EPS holey board and surfacing of Celcore PVA Curing Compound.	(Optional) Min. 0.5-inch Tapered GenFlex ISO Insulation or Tapered GenFlex Coated Glass Facer	GF-OSIA	Optional additional layers of base insulation or min. 0.5-inch Tapered GenFlex ISO Insulation or GenFlex Coated Glass Facer followed by min. 0.25-inch DensDeck Prime or SECUROCK Gypsum-Fiber Roof Board, min. 7/16-inch APA or TECO rated OSB or min. 0.5-inch GenFlex HD ISO	GF-ISO-BOND or GF-OSIA	EZ Fleece Backed TPO / Quick Jet	-172.5
<b>GENFLEX EZ FLEECE BACKED TPO / EZ TPO FB STICK ADHESIVE SYSTEMS:</b>								
<b>CELCORE (NOA 24-0906.02):</b>								
LWC-36	Structural concrete	Min. 350 psi, min. 2-inch thick Celcore MF Cellular Concrete with Celcore HS Rheology Modifying Admixture, with optional 1-inch thick, 1.0 pcf EPS holey board and surfacing of Celcore PVA Curing Compound.	(Optional) Min. 0.5-inch Tapered GenFlex ISO Insulation or Tapered GenFlex Coated Glass Facer	GF-ISO-BOND or GF-OSIA	Min. 2-inch GenFlex HD Composite ISO	GF-ISO-BOND or GF-OSIA	EZ Fleece Backed TPO / EZ-TPO-FB-Stick (RIBBON, 12)	-45.0
LWC-37	Structural concrete	Min. 350 psi, min. 2-inch thick Celcore MF Cellular Concrete with Celcore HS Rheology Modifying Admixture, with optional 1-inch thick, 1.0 pcf EPS holey board and surfacing of Celcore PVA Curing Compound.	Min. 1.5-inch GenFlex ISO Insulation or GenFlex Coated Glass Facer	GF-ISO-BOND or GF-OSIA	Optional additional layers of base insulation or min. 0.5-inch Tapered GenFlex ISO Insulation or GenFlex Coated Glass Facer followed by min. 0.5-inch GenFlex HD ISO	GF-ISO-BOND or GF-OSIA	EZ Fleece Backed TPO / EZ-TPO-FB-Stick (RIBBON, 12)	-45.0
LWC-38	Structural concrete	Min. 350 psi, min. 2-inch thick Celcore MF Cellular Concrete with Celcore HS Rheology Modifying Admixture, with optional 1-inch thick, 1.0 pcf EPS holey board and surfacing of Celcore PVA Curing Compound.	Min. 1.5-inch GenFlex ISO Insulation or GenFlex Coated Glass Facer	GF-ISO-BOND or GF-OSIA	Optional additional layers of base insulation or min. 0.5-inch Tapered GenFlex ISO Insulation or GenFlex Coated Glass Facer followed by Min. 0.25-inch DensDeck Prime, DEXcell FA Glass Mat Roof Board or SECUROCK Gypsum-Fiber Roof Board or min. 7/16-inch DEXcell Cement Roof Board	GF-ISO-BOND or GF-OSIA	EZ Fleece Backed TPO / EZ-TPO-FB-Stick (RIBBON, 12)	-45.0
LWC-39	Structural concrete	Min. 350 psi, min. 2-inch thick Celcore MF Cellular Concrete with Celcore HS Rheology Modifying Admixture, with optional 1-inch thick, 1.0 pcf EPS holey board and surfacing of Celcore PVA Curing Compound.	Min. 1-inch GenFlex ISO Insulation or GenFlex Coated Glass Facer	GF-ISO-BOND or GF-OSIA	Optional additional layers of base insulation or min. 0.5-inch Tapered GenFlex ISO Insulation or GenFlex Coated Glass Facer followed by min. 7/16-inch APA or TECO rated OSB	GF-ISO-BOND or GF-OSIA	EZ Fleece Backed TPO / EZ-TPO-FB-Stick (RIBBON, 12)	-45.0

**TABLE 4A: LIGHTWEIGHT CONCRETE DECKS - NEW CONSTRUCTION OR REROOF (TEAR-OFF)  
SYSTEM TYPE A-1: BONDED INSULATION, BONDED ROOF COVER**

System No.	Deck (Note 1)	Lightweight Concrete (Note 14)	Base Insulation Layer		Coverboard		Roof Cover (Note 15)	MDP (psf)
			Type	Attach (Notes 6,7,8)	Type	Attach (Notes 6,7,8)		
LWC-40	Structural concrete	Min. 350 psi, min. 2-inch thick Celcore MF Cellular Concrete with Celcore HS Rheology Modifying Admixture, with optional 1-inch thick, 1.0 pcf EPS holey board and surfacing of Celcore PVA Curing Compound.	Min. 1.5-inch GenFlex ISO Insulation or GenFlex Coated Glass Facer	GF-ISO-BOND or GF-OSIA	Optional additional layers of base insulation or min. 0.5-inch Tapered GenFlex ISO Insulation or GenFlex Coated Glass Facer followed by Min. 0.25-inch DensDeck Prime, DEXcell FA Glass Mat Roof Board or SECUROCK Gypsum-Fiber Roof Board or min. 7/16-inch DEXcell Cement Roof Board	GF-ISO-BOND or GF-OSIA	EZ Fleece Backed TPO / EZ-TPO-FB-Stick (RIBBON, 6)	-60.0
LWC-41	Structural concrete	Min. 350 psi, min. 2-inch thick Celcore MF Cellular Concrete with Celcore HS Rheology Modifying Admixture, with optional 1-inch thick, 1.0 pcf EPS holey board and surfacing of Celcore PVA Curing Compound.	(Optional) Min. 0.5-inch Tapered GenFlex ISO Insulation or Tapered GenFlex Coated Glass Facer	GF-ISO-BOND or GF-OSIA	Min. 2-inch GenFlex HD Composite ISO	GF-ISO-BOND or GF-OSIA	EZ Fleece Backed TPO / EZ-TPO-FB-Stick (RIBBON, 6)	-82.5
LWC-42	Structural concrete	Min. 350 psi, min. 2-inch thick Celcore MF Cellular Concrete with Celcore HS Rheology Modifying Admixture, with optional 1-inch thick, 1.0 pcf EPS holey board and surfacing of Celcore PVA Curing Compound.	Min. 1.5-inch GenFlex ISO Insulation or GenFlex Coated Glass Facer	GF-ISO-BOND or GF-OSIA	Optional additional layers of base insulation or min. 0.5-inch Tapered GenFlex ISO Insulation or GenFlex Coated Glass Facer followed by min. 0.5-inch GenFlex HD ISO	GF-ISO-BOND or GF-OSIA	EZ Fleece Backed TPO / EZ-TPO-FB-Stick (RIBBON, 6)	-82.5
LWC-43	Structural concrete	Min. 350 psi, min. 2-inch thick Celcore MF Cellular Concrete with Celcore HS Rheology Modifying Admixture, with optional 1-inch thick, 1.0 pcf EPS holey board and surfacing of Celcore PVA Curing Compound.	Min. 1-inch GenFlex ISO Insulation	GF-ISO-BOND or GF-OSIA	(Optional) Additional layer of base insulation or min. 0.5-inch Tapered GenFlex ISO Insulation	GF-ISO-BOND or GF-OSIA	EZ Fleece Backed TPO / EZ-TPO-FB-Stick (RIBBON, 6)	-142.5
LWC-44	Structural concrete	Min. 350 psi, min. 2-inch thick Celcore MF Cellular Concrete with Celcore HS Rheology Modifying Admixture, with optional 1-inch thick, 1.0 pcf EPS holey board and surfacing of Celcore PVA Curing Compound.	Min. 1-inch GenFlex Coated Glass Facer	GF-ISO-BOND or GF-OSIA	(Optional) Additional layer of base insulation or min. 0.5-inch Tapered GenFlex Coated Glass Facer	GF-ISO-BOND or GF-OSIA	EZ Fleece Backed TPO / EZ-TPO-FB-Stick (RIBBON, 6)	-142.5
LWC-45	Structural concrete	Min. 350 psi, min. 2-inch thick Celcore MF Cellular Concrete with Celcore HS Rheology Modifying Admixture, with optional 1-inch thick, 1.0 pcf EPS holey board and surfacing of Celcore PVA Curing Compound.	Min. 1-inch GenFlex ISO Insulation	GF-ISO-BOND or GF-OSIA	(Optional) Additional layer of base insulation or min. 0.5-inch Tapered GenFlex ISO Insulation	GF-ISO-BOND or GF-OSIA	EZ Fleece Backed TPO / EZ-TPO-FB-Stick (RIBBON, 4)	-172.5
LWC-46	Structural concrete	Min. 350 psi, min. 2-inch thick Celcore MF Cellular Concrete with Celcore HS Rheology Modifying Admixture, with optional 1-inch thick, 1.0 pcf EPS holey board and surfacing of Celcore PVA Curing Compound.	Min. 1-inch GenFlex Coated Glass Facer	GF-ISO-BOND or GF-OSIA	(Optional) Additional layer of base insulation or min. 0.5-inch Tapered GenFlex Coated Glass Facer	GF-ISO-BOND or GF-OSIA	EZ Fleece Backed TPO / EZ-TPO-FB-Stick (RIBBON, 4)	-172.5

**TABLE 4A: LIGHTWEIGHT CONCRETE DECKS - NEW CONSTRUCTION OR REROOF (TEAR-OFF)  
SYSTEM TYPE A-1: BONDED INSULATION, BONDED ROOF COVER**

System No.	Deck (Note 1)	Lightweight Concrete (Note 14)	Base Insulation Layer		Coverboard		Roof Cover (Note 15)	MDP (psf)
			Type	Attach (Notes 6,7,8)	Type	Attach (Notes 6,7,8)		
LWC-47	Structural concrete	Min. 350 psi, min. 2-inch thick Celcore MF Cellular Concrete with Celcore HS Rheology Modifying Admixture, with optional 1-inch thick, 1.0 pcf EPS holey board and surfacing of Celcore PVA Curing Compound.	(Optional) Min. 0.5-inch Tapered GenFlex ISO Insulation or Tapered GenFlex Coated Glass Facer	GF-ISO-BOND or GF-OSIA	Min. 2-inch GenFlex HD Composite ISO	GF-ISO-BOND or GF-OSIA	EZ Fleece Backed TPO / EZ-TPO-FB-Stick (RIBBON, 4)	-172.5
LWC-48	Structural concrete	Min. 350 psi, min. 2-inch thick Celcore MF Cellular Concrete with Celcore HS Rheology Modifying Admixture, with optional 1-inch thick, 1.0 pcf EPS holey board and surfacing of Celcore PVA Curing Compound.	Min. 1.5-inch GenFlex ISO Insulation or GenFlex Coated Glass Facer	GF-ISO-BOND or GF-OSIA	Optional additional layers of base insulation or min. 0.5-inch Tapered GenFlex ISO Insulation or GenFlex Coated Glass Facer followed by min. 0.5-inch GenFlex HD ISO	GF-ISO-BOND or GF-OSIA	EZ Fleece Backed TPO / EZ-TPO-FB-Stick (RIBBON, 4)	-172.5
LWC-49	Structural concrete	Min. 350 psi, min. 2-inch thick Celcore MF Cellular Concrete with Celcore HS Rheology Modifying Admixture, with optional 1-inch thick, 1.0 pcf EPS holey board and surfacing of Celcore PVA Curing Compound.	Min. 1.5-inch GenFlex ISO Insulation or GenFlex Coated Glass Facer	GF-ISO-BOND or GF-OSIA	Optional additional layers of base insulation or min. 0.5-inch Tapered GenFlex ISO Insulation or GenFlex Coated Glass Facer followed by Min. 0.25-inch DensDeck Prime, DEXcell FA Glass Mat Roof Board or SECUROCK Gypsum-Fiber Roof Board or min. 7/16-inch DEXcell Cement Roof Board	GF-ISO-BOND or GF-OSIA	EZ Fleece Backed TPO / EZ-TPO-FB-Stick (RIBBON, 4)	-172.5
<b>GENFLEX EZ FLEECE BACKED TPO / QUICK DUAL SYSTEMS:</b>								
<b>CELCORE (NOA 24-0906.02):</b>								
LWC-50	Structural concrete	Min. 350 psi, min. 2-inch thick Celcore MF Cellular Concrete with Celcore HS Rheology Modifying Admixture, with optional 1-inch thick, 1.0 pcf EPS holey board and surfacing of Celcore PVA Curing Compound.	(Optional) Min. 0.5-inch Tapered GenFlex ISO Insulation or Tapered GenFlex Coated Glass Facer	GF-ISO-BOND or GF-OSIA	Min. 2-inch GenFlex HD Composite ISO	GF-ISO-BOND or GF-OSIA	EZ Fleece Backed TPO / Quick Dual (RIBBON, 6 or SPATTER)	-45.0
LWC-51	Structural concrete	Min. 350 psi, min. 2-inch thick Celcore MF Cellular Concrete with Celcore HS Rheology Modifying Admixture, with optional 1-inch thick, 1.0 pcf EPS holey board and surfacing of Celcore PVA Curing Compound.	Min. 1.5-inch GenFlex ISO Insulation or GenFlex Coated Glass Facer	GF-ISO-BOND or GF-OSIA	Optional additional layers of base insulation or min. 0.5-inch Tapered GenFlex ISO Insulation or GenFlex Coated Glass Facer followed by min. 0.5-inch GenFlex HD ISO	GF-ISO-BOND or GF-OSIA	EZ Fleece Backed TPO / Quick Dual (RIBBON, 6 or SPATTER)	-45.0
LWC-52	Structural concrete	Min. 350 psi, min. 2-inch thick Celcore MF Cellular Concrete with Celcore HS Rheology Modifying Admixture, with optional 1-inch thick, 1.0 pcf EPS holey board and surfacing of Celcore PVA Curing Compound.	Min. 1.5-inch GenFlex ISO Insulation or GenFlex Coated Glass Facer	GF-ISO-BOND or GF-OSIA	Optional additional layers of base insulation or min. 0.5-inch Tapered GenFlex ISO Insulation or GenFlex Coated Glass Facer followed by Min. 0.25-inch DensDeck Prime	GF-ISO-BOND or GF-OSIA	EZ Fleece Backed TPO / Quick Dual (RIBBON, 6 or SPATTER)	-45.0
LWC-53	Structural concrete	Min. 350 psi, min. 2-inch thick Celcore MF Cellular Concrete with Celcore HS Rheology Modifying Admixture, with optional 1-inch thick, 1.0 pcf EPS holey board and surfacing of Celcore PVA Curing Compound.	Min. 1.5-inch GenFlex ISO Insulation or GenFlex Coated Glass Facer	GF-ISO-BOND or GF-OSIA	Optional additional layers of base insulation or min. 0.5-inch Tapered GenFlex ISO Insulation or GenFlex Coated Glass Facer followed by Min. 0.25-inch SECUROCK Gypsum-Fiber Roof Board	GF-ISO-BOND or GF-OSIA	EZ Fleece Backed TPO / Quick Dual (RIBBON, 12 or SPATTER)	-45.0

**TABLE 4A: LIGHTWEIGHT CONCRETE DECKS - NEW CONSTRUCTION OR REROOF (TEAR-OFF)  
SYSTEM TYPE A-1: BONDED INSULATION, BONDED ROOF COVER**

System No.	Deck <a href="#">(Note 1)</a>	Lightweight Concrete <a href="#">(Note 14)</a>	Base Insulation Layer		Coverboard		Roof Cover <a href="#">(Note 15)</a>	MDP <a href="#">(psf)</a>
			Type	Attach <a href="#">(Notes 6,7,8)</a>	Type	Attach <a href="#">(Notes 6,7,8)</a>		
LWC-54	Structural concrete	Min. 350 psi, min. 2-inch thick Celcore MF Cellular Concrete with Celcore HS Rheology Modifying Admixture, with optional 1-inch thick, 1.0 pcf EPS holey board and surfacing of Celcore PVA Curing Compound.	Min. 1-inch GenFlex ISO Insulation or GenFlex Coated Glass Facer	GF-ISO-BOND or GF-OSIA	Optional additional layers of base insulation or min. 0.5-inch Tapered GenFlex ISO Insulation or GenFlex Coated Glass Facer followed by min. 7/16-inch APA or TECO rated OSB	GF-ISO-BOND or GF-OSIA	EZ Fleece Backed TPO / Quick Dual (RIBBON, 6 or SPATTER)	-45.0
LWC-55	Structural concrete	Min. 350 psi, min. 2-inch thick Celcore MF Cellular Concrete with Celcore HS Rheology Modifying Admixture, with optional 1-inch thick, 1.0 pcf EPS holey board and surfacing of Celcore PVA Curing Compound.	Min. 1.5-inch GenFlex ISO Insulation or GenFlex Coated Glass Facer	GF-ISO-BOND or GF-OSIA	Optional additional layers of base insulation or min. 0.5-inch Tapered GenFlex ISO Insulation or GenFlex Coated Glass Facer followed by Min. 0.25-inch DensDeck Prime or SECUROCK Gypsum-Fiber Roof Board	GF-ISO-BOND or GF-OSIA	EZ Fleece Backed TPO / Quick Dual (RIBBON, 6 or SPATTER)	-60.0
LWC-56	Structural concrete	Min. 350 psi, min. 2-inch thick Celcore MF Cellular Concrete with Celcore HS Rheology Modifying Admixture, with optional 1-inch thick, 1.0 pcf EPS holey board and surfacing of Celcore PVA Curing Compound.	(Optional) Min. 0.5-inch Tapered GenFlex ISO Insulation or Tapered GenFlex Coated Glass Facer	GF-ISO-BOND or GF-OSIA	Min. 2-inch GenFlex HD Composite ISO	GF-ISO-BOND or GF-OSIA	EZ Fleece Backed TPO / Quick Dual (RIBBON, 6 or SPATTER)	-82.5
LWC-57	Structural concrete	Min. 350 psi, min. 2-inch thick Celcore MF Cellular Concrete with Celcore HS Rheology Modifying Admixture, with optional 1-inch thick, 1.0 pcf EPS holey board and surfacing of Celcore PVA Curing Compound.	Min. 1.5-inch GenFlex ISO Insulation or GenFlex Coated Glass Facer	GF-ISO-BOND or GF-OSIA	Optional additional layers of base insulation or min. 0.5-inch Tapered GenFlex ISO Insulation or GenFlex Coated Glass Facer followed by min. 0.5-inch GenFlex HD ISO	GF-ISO-BOND or GF-OSIA	EZ Fleece Backed TPO / Quick Dual (RIBBON, 6 or SPATTER)	-82.5
LWC-58	Structural concrete	Min. 350 psi, min. 2-inch thick Celcore MF Cellular Concrete with Celcore HS Rheology Modifying Admixture, with optional 1-inch thick, 1.0 pcf EPS holey board and surfacing of Celcore PVA Curing Compound.	Min. 1-inch GenFlex ISO Insulation	GF-ISO-BOND or GF-OSIA	(Optional) Additional layer of base insulation or min. 0.5-inch Tapered GenFlex ISO Insulation	GF-ISO-BOND or GF-OSIA	EZ Fleece Backed TPO / Quick Dual (RIBBON, 6 or SPATTER)	-127.5
LWC-59	Structural concrete	Min. 350 psi, min. 2-inch thick Celcore MF Cellular Concrete with Celcore HS Rheology Modifying Admixture, with optional 1-inch thick, 1.0 pcf EPS holey board and surfacing of Celcore PVA Curing Compound.	Min. 1-inch GenFlex Coated Glass Facer	GF-ISO-BOND or GF-OSIA	(Optional) Additional layer of base insulation or min. 0.5-inch Tapered GenFlex Coated Glass Facer	GF-ISO-BOND or GF-OSIA	EZ Fleece Backed TPO / Quick Dual (RIBBON, 6 or SPATTER)	-142.5
LWC-60	Structural concrete	Min. 350 psi, min. 2-inch thick Celcore MF Cellular Concrete with Celcore HS Rheology Modifying Admixture, with optional 1-inch thick, 1.0 pcf EPS holey board and surfacing of Celcore PVA Curing Compound.	Min. 1-inch GenFlex ISO Insulation	GF-ISO-BOND or GF-OSIA	(Optional) Additional layer of base insulation or min. 0.5-inch Tapered GenFlex ISO Insulation	GF-ISO-BOND or GF-OSIA	EZ Fleece Backed TPO / Quick Dual (RIBBON, 4 or SPATTER)	-172.5
LWC-61	Structural concrete	Min. 350 psi, min. 2-inch thick Celcore MF Cellular Concrete with Celcore HS Rheology Modifying Admixture, with optional 1-inch thick, 1.0 pcf EPS holey board and surfacing of Celcore PVA Curing Compound.	Min. 1-inch GenFlex Coated Glass Facer	GF-ISO-BOND or GF-OSIA	(Optional) Additional layer of base insulation or min. 0.5-inch Tapered GenFlex Coated Glass Facer	GF-ISO-BOND or GF-OSIA	EZ Fleece Backed TPO / Quick Dual (RIBBON, 4 or SPATTER)	-172.5

**TABLE 4A: LIGHTWEIGHT CONCRETE DECKS - NEW CONSTRUCTION OR REROOF (TEAR-OFF)  
SYSTEM TYPE A-1: BONDED INSULATION, BONDED ROOF COVER**

System No.	Deck (Note 1)	Lightweight Concrete (Note 14)	Base Insulation Layer		Coverboard		Roof Cover (Note 15)	MDP (psf)
			Type	Attach (Notes 6,7,8)	Type	Attach (Notes 6,7,8)		
LWC-62	Structural concrete	Min. 350 psi, min. 2-inch thick Celcore MF Cellular Concrete with Celcore HS Rheology Modifying Admixture, with optional 1-inch thick, 1.0 pcf EPS holey board and surfacing of Celcore PVA Curing Compound.	(Optional) Min. 0.5-inch Tapered GenFlex ISO Insulation or Tapered GenFlex Coated Glass Facer	GF-ISO-BOND or GF-OSIA	Min. 2-inch GenFlex HD Composite ISO	GF-ISO-BOND or GF-OSIA	EZ Fleece Backed TPO / Quick Dual (RIBBON, 4 or SPATTER)	-172.5
LWC-63	Structural concrete	Min. 350 psi, min. 2-inch thick Celcore MF Cellular Concrete with Celcore HS Rheology Modifying Admixture, with optional 1-inch thick, 1.0 pcf EPS holey board and surfacing of Celcore PVA Curing Compound.	Min. 1.5-inch GenFlex ISO Insulation or GenFlex Coated Glass Facer	GF-ISO-BOND or GF-OSIA	Optional additional layers of base insulation or min. 0.5-inch Tapered GenFlex ISO Insulation or GenFlex Coated Glass Facer followed by min. 0.5-inch GenFlex HD ISO	GF-ISO-BOND or GF-OSIA	EZ Fleece Backed TPO / Quick Dual (RIBBON, 4 or SPATTER)	-172.5
LWC-64	Structural concrete	Min. 350 psi, min. 2-inch thick Celcore MF Cellular Concrete with Celcore HS Rheology Modifying Admixture, with optional 1-inch thick, 1.0 pcf EPS holey board and surfacing of Celcore PVA Curing Compound.	Min. 1.5-inch GenFlex ISO Insulation or GenFlex Coated Glass Facer	GF-ISO-BOND or GF-OSIA	Optional additional layers of base insulation or min. 0.5-inch Tapered GenFlex ISO Insulation or GenFlex Coated Glass Facer followed by Min. 0.25-inch DensDeck Prime or SECUROCK Gypsum-Fiber Roof Board	GF-ISO-BOND or GF-OSIA	EZ Fleece Backed TPO / Quick Dual (RIBBON, 4 or SPATTER)	-172.5
<b>GENFLEX EZ FLEECE BACKED TPO / GENFLEX FLEECE BACKED BONDING ADHESIVE SYSTEMS:</b>								
<b>CELCORE (NOA 24-0906.02):</b>								
LWC-65	Structural concrete	Min. 350 psi, min. 2-inch thick Celcore MF Cellular Concrete with Celcore HS Rheology Modifying Admixture, with optional 1-inch thick, 1.0 pcf EPS holey board and surfacing of Celcore PVA Curing Compound.	Min. 1-inch GenFlex ISO Insulation	GF-OSIA	(Optional) Additional layer of base insulation or min. 0.5-inch Tapered GenFlex ISO Insulation	GF-OSIA	EZ Fleece Backed TPO / FB-BA	-112.5
LWC-66	Structural concrete	Min. 350 psi, min. 2-inch thick Celcore MF Cellular Concrete with Celcore HS Rheology Modifying Admixture, with optional 1-inch thick, 1.0 pcf EPS holey board and surfacing of Celcore PVA Curing Compound.	Min. 1-inch GenFlex Coated Glass Facer	GF-OSIA	(Optional) Additional layer of base insulation or min. 0.5-inch Tapered GenFlex Coated Glass Facer	GF-OSIA	EZ Fleece Backed TPO / FB-BA	-142.5
LWC-67	Structural concrete	Min. 350 psi, min. 2-inch thick Celcore MF Cellular Concrete with Celcore HS Rheology Modifying Admixture, with optional 1-inch thick, 1.0 pcf EPS holey board and surfacing of Celcore PVA Curing Compound.	(Optional) Min. 0.5-inch Tapered GenFlex ISO Insulation or Tapered GenFlex Coated Glass Facer	GF-OSIA	Min. 2-inch GenFlex HD Composite ISO	GF-OSIA	EZ Fleece Backed TPO / FB-BA	-217.5
LWC-68	Structural concrete	Min. 350 psi, min. 2-inch thick Celcore MF Cellular Concrete with Celcore HS Rheology Modifying Admixture, with optional 1-inch thick, 1.0 pcf EPS holey board and surfacing of Celcore PVA Curing Compound.	Min. 1.5-inch GenFlex ISO Insulation or GenFlex Coated Glass Facer	GF-OSIA	Optional additional layers of base insulation or min. 0.5-inch Tapered GenFlex ISO Insulation or GenFlex Coated Glass Facer followed by min. 0.5-inch GenFlex HD ISO	GF-OSIA	EZ Fleece Backed TPO / FB-BA	-217.5

**TABLE 4A: LIGHTWEIGHT CONCRETE DECKS - NEW CONSTRUCTION OR REROOF (TEAR-OFF)  
SYSTEM TYPE A-1: BONDED INSULATION, BONDED ROOF COVER**

System No.	Deck (Note 1)	Lightweight Concrete (Note 14)	Base Insulation Layer		Coverboard		Roof Cover (Note 15)	MDP (psf)
			Type	Attach (Notes 6,7,8)	Type	Attach (Notes 6,7,8)		
LWC-69	Structural concrete	Min. 350 psi, min. 2-inch thick Celcore MF Cellular Concrete with Celcore HS Rheology Modifying Admixture, with optional 1-inch thick, 1.0 pcf EPS holey board and surfacing of Celcore PVA Curing Compound.	Min. 1.5-inch GenFlex ISO Insulation or GenFlex Coated Glass Facer	GF-OSIA	Optional additional layers of base insulation or min. 0.5-inch Tapered GenFlex ISO Insulation or GenFlex Coated Glass Facer followed by Min. 0.25-inch DensDeck Prime or SECUROCK Gypsum-Fiber Roof Board	GF-OSIA	EZ Fleece Backed TPO / FB-BA	-217.5
LWC-70	Structural concrete	Min. 350 psi, min. 2-inch thick Celcore MF Cellular Concrete with Celcore HS Rheology Modifying Admixture, with optional 1-inch thick, 1.0 pcf EPS holey board and surfacing of Celcore PVA Curing Compound.	Min. 1-inch GenFlex ISO Insulation	GF-ISO-BOND	(Optional) Additional layer of base insulation or min. 0.5-inch Tapered GenFlex ISO Insulation	GF-ISO-BOND	EZ Fleece Backed TPO / FB-BA	-112.5
LWC-71	Structural concrete	Min. 350 psi, min. 2-inch thick Celcore MF Cellular Concrete with Celcore HS Rheology Modifying Admixture, with optional 1-inch thick, 1.0 pcf EPS holey board and surfacing of Celcore PVA Curing Compound.	Min. 1-inch GenFlex Coated Glass Facer	GF-ISO-BOND	(Optional) Additional layer of base insulation or min. 0.5-inch Tapered GenFlex Coated Glass Facer	GF-ISO-BOND	EZ Fleece Backed TPO / FB-BA	-142.5
LWC-72	Structural concrete	Min. 350 psi, min. 2-inch thick Celcore MF Cellular Concrete with Celcore HS Rheology Modifying Admixture, with optional 1-inch thick, 1.0 pcf EPS holey board and surfacing of Celcore PVA Curing Compound.	(Optional) Min. 0.5-inch Tapered GenFlex ISO Insulation or Tapered GenFlex Coated Glass Facer	GF-ISO-BOND	Min. 2-inch GenFlex HD Composite ISO	GF-ISO-BOND	EZ Fleece Backed TPO / FB-BA	-187.5
LWC-73	Structural concrete	Min. 350 psi, min. 2-inch thick Celcore MF Cellular Concrete with Celcore HS Rheology Modifying Admixture, with optional 1-inch thick, 1.0 pcf EPS holey board and surfacing of Celcore PVA Curing Compound.	Min. 1.5-inch GenFlex ISO Insulation or GenFlex Coated Glass Facer	GF-ISO-BOND	Optional additional layers of base insulation or min. 0.5-inch Tapered GenFlex ISO Insulation or GenFlex Coated Glass Facer followed by min. 0.5-inch GenFlex HD ISO	GF-ISO-BOND	EZ Fleece Backed TPO / FB-BA	-187.5
LWC-74	Structural concrete	Min. 350 psi, min. 2-inch thick Celcore MF Cellular Concrete with Celcore HS Rheology Modifying Admixture, with optional 1-inch thick, 1.0 pcf EPS holey board and surfacing of Celcore PVA Curing Compound.	Min. 1.5-inch GenFlex ISO Insulation or GenFlex Coated Glass Facer	GF-ISO-BOND	Optional additional layers of base insulation or min. 0.5-inch Tapered GenFlex ISO Insulation or GenFlex Coated Glass Facer followed by Min. 0.25-inch DensDeck Prime or SECUROCK Gypsum-Fiber Roof Board	GF-ISO-BOND	EZ Fleece Backed TPO / FB-BA	-187.5

**TABLE 4B: LIGHTWEIGHT CONCRETE DECKS - NEW CONSTRUCTION OR REROOF (TEAR-OFF)  
SYSTEM TYPE F: NON-INSULATED, BONDED ROOF COVER**

System No.	Deck <a href="#">(Note 1)</a>	Lightweight Concrete <a href="#">(Note 14)</a>	Roof Cover <a href="#">(Note 15)</a>	<a href="#">MDP</a> <a href="#">(psf)</a>
<b>GENFLEX EZ TPO SYSTEMS:</b>				
<b>CELCORE (NOA 24-0906.02):</b>				
LWC-75	Min. 2,500 psi structural concrete	Min. 350 psi, min. 2-inch thick Celcore MF Cellular Concrete with Celcore HS Rheology Modifying Admixture, with optional 1-inch thick, 1.0 pcf EPS holey board and surfacing of Celcore PVA Curing Compound.	EZ TPO / EZ-TPO-BA	-247.5
<b>PRE-EXISTENT CELLULAR CONCRETE (NOTE 14):</b>				
LWC-76	Min. 22 ga., type B, Grade 33 vented steel deck at max. 5 ft spans or min. 2,500 psi structural concrete	Pre-existent Min. 200 psi, min. 2-inch thick Approved cellular LWIC with optional 1-inch thick, 1.0 pcf EPS holey board.	EZ TPO / EZ-TPO-BA	-67.5
LWC-77	Min. 22 ga., type B, Grade 33 vented steel deck at max. 5 ft spans or min. 2,500 psi structural concrete	Pre-existent Min. 200 psi, min. 2-inch thick Approved cellular LWIC with optional 1-inch thick, 1.0 pcf EPS holey board. When walkable, LWC is mechanically attached with GenFast 3" Round Insulation Plate with GenFlex Heavy Duty Fastener at a density of 1 per 2.0 ft <sup>2</sup> .	EZ TPO / EZ-TPO-BA	-135.0
<b>GENFLEX EZ FLEECE BACKED TPO SYSTEMS:</b>				
<b>CELCORE (NOA 24-0906.02):</b>				
LWC-78	Min. 22 ga., type B, Grade 33 vented steel deck at max. 6 ft spans or min. 2,500 psi structural concrete	Min. 200 psi, min. 2-inch thick Celcore Cellular Concrete with optional 1-inch thick, 1.0 pcf EPS holey board.	EZ Fleece Backed TPO / FB-BA	-45.0
LWC-79	Min. 22 ga., type B, Grade 33 vented steel deck at max. 6 ft spans welded 6-inch o.c. with 3/8-inch welding washers and two Traxx/1 screws at sidelap even btwn spans	Min. 350 psi, min. 2-inch thick Celcore MF Cellular Concrete with Celcore HS Rheology Modifying Admixture, with optional 1-inch thick, 1.0 pcf EPS holey board and surfacing of Celcore PVA Curing Compound.	EZ Fleece Backed TPO / FB-BA	-52.5
LWC-80	Min. 22 ga., type B, Grade 33 vented steel deck at max. 6 ft spans attached 6-inch o.c. with Traxx/5 screws and one Traxx/1 screw at sidelap midspan	Min. 350 psi, min. 2-inch thick Celcore MF Cellular Concrete with Celcore HS Rheology Modifying Admixture, with optional 1-inch thick, 1.0 pcf EPS holey board and surfacing of Celcore PVA Curing Compound.	EZ Fleece Backed TPO / FB-BA	-60.0
LWC-81	Min. 2,500 psi structural concrete	Min. 350 psi, min. 2-inch thick Celcore MF Cellular Concrete with Celcore HS Rheology Modifying Admixture, with optional 1-inch thick, 1.0 pcf EPS holey board and surfacing of Celcore PVA Curing Compound.	EZ Fleece Backed TPO / EZ-TPO-FB-Stick (RIBBON, 4)	-75.0
LWC-82	Min. 22 ga., type B, Grade 33 vented steel deck at max. 5 ft spans attached 6-inch o.c. with Traxx/5 screws and one Traxx/1 screw at sidelap midspan	Min. 350 psi, min. 2-inch thick Celcore MF Cellular Concrete with Celcore HS Rheology Modifying Admixture, with optional 1-inch thick, 1.0 pcf EPS holey board and surfacing of Celcore PVA Curing Compound.	EZ Fleece Backed TPO / FB-BA	-82.5
LWC-83	Min. 22 ga., type B, Grade 33 vented steel deck at max. 4 ft spans attached 6-inch o.c. with Traxx/5 screws and one Traxx/1 screw at sidelap midspan	Min. 350 psi, min. 2-inch thick Celcore MF Cellular Concrete with Celcore HS Rheology Modifying Admixture, with optional 1-inch thick, 1.0 pcf EPS holey board and surfacing of Celcore PVA Curing Compound.	EZ Fleece Backed TPO / FB-BA	-90.0
LWC-84	Min. 22 ga., type B, Grade 33 vented steel deck at max. 6 ft spans or min. 2,500 psi structural concrete	Min. 200 psi, min. 2-inch thick Celcore Cellular Concrete with optional 1-inch thick, 1.0 pcf EPS holey board. When walkable, LWC is mechanically attached with GenFast 3" Round Insulation Plate with GenFlex Heavy Duty Fastener at a density of 1 per 2.0 ft <sup>2</sup> .	EZ Fleece Backed TPO / FB-BA	-90.0

**TABLE 4B: LIGHTWEIGHT CONCRETE DECKS - NEW CONSTRUCTION OR REROOF (TEAR-OFF)  
SYSTEM TYPE F: NON-INSULATED, BONDED ROOF COVER**

System No.	Deck <a href="#">(Note 1)</a>	Lightweight Concrete <a href="#">(Note 14)</a>	Roof Cover <a href="#">(Note 15)</a>	MDP (psf)
LWC-85	Min. 22 ga., type B, Grade 33 vented steel deck at max. 6 ft spans welded 6-inch o.c. with 3/8-inch welding washers and two Traxx/1 screws at sidelap even btwn spans	Min. 350 psi, min. 2-inch thick Celcore MF Cellular Concrete with Celcore HS Rheology Modifying Admixture, with optional 1-inch thick, 1.0 pcf EPS holey board and surfacing of Celcore PVA Curing Compound. When walkable, LWC is mechanically attached with GenFast 3" Round Insulation Plate with GenFlex Heavy Duty Fastener at a density of 1 per 2.0 ft <sup>2</sup> .	EZ Fleece Backed TPO / FB-BA	-90.0
LWC-86	Min. 2,500 psi structural concrete	Min. 350 psi, min. 2-inch thick Celcore MF Cellular Concrete with Celcore HS Rheology Modifying Admixture, with optional 1-inch thick, 1.0 pcf EPS holey board and surfacing of Celcore PVA Curing Compound.	EZ Fleece Backed TPO / FB-BA	-90.0
<b>ELASTIZELL (NOA 23-0817.05):</b>				
LWC-87	Min. 22 ga., type B, Grade 33 vented steel deck at max. 6 ft spans welded 6-inch o.c. with 3/8-inch welding washers and two Traxx/1 screws at sidelap even btwn spans	Min. 250 psi, min. 2-inch thick Elastizell Range II Lightweight Insulating Concrete with optional 1-inch thick, 1.0 pcf EPS holey board.	EZ Fleece Backed TPO / FB-BA	-37.5
LWC-88	Min. 22 ga., type B, Grade 33 vented steel deck at max. 6 ft spans welded 6-inch o.c. with 3/8-inch welding washers and two Traxx/1 screws at sidelap even btwn spans	Min. 250 psi, min. 2-inch thick Elastizell Range II Lightweight Insulating Concrete with optional 1-inch thick, 1.0 pcf EPS holey board. When walkable, LWC is mechanically attached with GenFast 3" Round Insulation Plate with GenFlex Heavy Duty Fastener at a density of 1 per 2.0 ft <sup>2</sup> .	EZ Fleece Backed TPO / FB-BA	-82.5
LWC-89	Min. 2,500 psi structural concrete	Min. 250 psi, min. 2-inch thick Elastizell Range II Lightweight Insulating Concrete with 1-inch thick, 1.0 pcf EPS holey board.	EZ Fleece Backed TPO / FB-BA	-90.0
LWC-90	Min. 2,500 psi structural concrete	Min. 250 psi, min. 2-inch thick Elastizell Range II Lightweight Insulating Concrete. No EPS holey board.	EZ Fleece Backed TPO / FB-BA	-210.0
<b>PRE-EXISTENT CELLULAR CONCRETE (NOTE 14):</b>				
LWC-91	Min. 22 ga., type B, Grade 33 vented steel deck at max. 6 ft spans or min. 2,500 psi structural concrete	Pre-existent Min. 250 psi, min. 2-inch thick Approved cellular LWIC with optional 1-inch thick, 1.0 pcf EPS holey board. When walkable, LWC is mechanically attached with GenFast 3" Round Insulation Plate with GenFlex Heavy Duty Fastener at a density of 1 per 2.0 ft <sup>2</sup> . <i>Note: To qualify the LWIC under this assembly, an Trufast FM-90 Fastener shall achieve a MCRF of 100 lbf when tested per <a href="#">Note 11</a>.</i>	EZ Fleece Backed TPO / FB-BA	-75.0
LWC-92	Min. 2,500 psi structural concrete	Pre-existent Min. 250 psi, min. 2-inch thick Approved cellular LWIC. <i>Note: To qualify the LWIC under this assembly, an Trufast FM-90 Fastener shall achieve a MCRF of 95 lbf when tested per <a href="#">Note 11</a>.</i>	EZ Fleece Backed TPO / FB-BA	-467.5

**TABLE 5A: CEMENTITIOUS WOOD FIBER DECKS - REROOF (TEAR-OFF)  
SYSTEM TYPE A-1: BONDED INSULATION, BONDED ROOF COVER**

System No.	Deck ( <a href="#">Note 1</a> and <a href="#">Note 12</a> )	Base Insulation Layer		Top Insulation Layer		Roof Cover ( <a href="#">Note 15</a> )	MDP ( <a href="#">psf</a> )
		Type	Attach ( <a href="#">Notes 6,7,8</a> )	Type	Attach ( <a href="#">Notes 6,7,8</a> )		
<b>GENFLEX EZ TPO SYSTEMS:</b>							
CBF-1.	Existing Tectum	Min. 1.5-inch GenFlex ISO Insulation	GF-ISO-BOND	(Optional) Min. 0.25-inch DensDeck, DensDeck Prime or SECUROCK Gypsum-Fiber Roof Board	GF-ISO-BOND	EZ TPO / Quick Jet, EZ-TPO-BA	-45.0
CBF-2.	Existing Tectum	Min. 1.5-inch GenFlex ISO Insulation	GF-ISO-BOND	(Optional) Min. 0.25-inch DensDeck Prime or SECUROCK Gypsum-Fiber Roof Board	GF-ISO-BOND	EZ TPO / EZ-TPO-LVOC-1168	-45.0
CBF-3.	Existing Tectum	Min. 1.5-inch GenFlex ISO Insulation	GF-ISO-BOND	Min. 0.25-inch DEXcell FA Glass Mat Roof Board of min. 7/16-inch DEXcell Cement Roof Board	GF-ISO-BOND	EZ TPO / Quick Jet, EZ-TPO-LVOC, EZ-TPO-LVOC-1168 or EZ-TPO-BA	-45.0
CBF-4.	Existing Tectum	Min. 1.5-inch GenFlex ISO Insulation	Polysat CRA	(Optional) Min. 0.25-inch DensDeck, DensDeck Prime or SECUROCK Gypsum-Fiber Roof Board	Polysat CRA	EZ TPO / Quick Jet, EZ-TPO-BA	-52.5
CBF-5.	Existing Tectum	Min. 1.5-inch GenFlex ISO Insulation	Polysat CRA	(Optional) Min. 0.25-inch DensDeck Prime or SECUROCK Gypsum-Fiber Roof Board	Polysat CRA	EZ TPO / EZ-TPO-LVOC-1168	-52.5
CBF-6.	Existing Tectum	Min. 1-inch GenFlex ISO Insulation	GF-OSIA	None	GF-OSIA	EZ TPO / Quick Jet, EZ-TPO-LVOC, EZ-TPO-LVOC-1168 or EZ-TPO-BA	-75.0
CBF-7.	Existing Tectum	Min. 0.5-inch GenFlex ISO Insulation	GF-OSIA	Min. 0.5-inch GenFlex ISO Insulation	GF-OSIA	EZ TPO / Quick Jet	-82.5
CBF-8.	Existing Tectum	Min. 0.5-inch GenFlex ISO Insulation	GF-OSIA	Min. 0.5-inch GenFlex ISO Insulation	GF-OSIA	EZ TPO / EZ-TPO-LVOC, EZ-TPO-LVOC-1168 or EZ-TPO-BA	-92.5
<b>GENFLEX EZ FLEECE BACKED TPO / QUICK JET SPRAY ADHESIVE SYSTEMS:</b>							
CBF-9.	Existing Tectum	Min. 0.5-inch GenFlex ISO Insulation	GF-OSIA	(Optional) Min. 0.5-inch GenFlex ISO Insulation	GF-OSIA	EZ Fleece Backed TPO / Quick Jet	-67.5
<b>GENFLEX EZ FLEECE BACKED TPO / QUICK DUAL OR EZ TPO FB STICK ADHESIVE SYSTEMS:</b>							
CBF-10.	Existing Tectum	Min. 1-inch GenFlex ISO Insulation	GF-OSIA	None	GF-OSIA	EZ Fleece Backed TPO / Quick Dual (RIBBON, 6) or EZ-TPO-FB-Stick (RIBBON, 6)	-75.0
CBF-11.	Existing Tectum	Min. 0.5-inch GenFlex ISO Insulation	GF-OSIA	Min. 0.5-inch GenFlex ISO Insulation	GF-OSIA	EZ Fleece Backed TPO / Quick Dual (RIBBON, 6) or EZ-TPO-FB-Stick (RIBBON, 6)	-82.5

**TABLE 5B: CEMENTITIOUS WOOD FIBER DECKS - REROOF (TEAR-OFF)**  
**SYSTEM TYPE A-2: MECHANICALLY ATTACHED ANCHOR SHEET, BONDED INSULATION, BONDED ROOF COVER**

System No.	Deck <a href="#">(Note 1)</a>	Anchor Sheet			Base Insulation		Top Insulation		Roof Cover <a href="#">(Note 15)</a>	MDP <a href="#">(psf)</a>
		Type	Fasten <a href="#">(Note 11)</a>	Attach	Type	Attach <a href="#">(Notes 6,7,8)</a>	Type	Attach <a href="#">(Notes 6,7,8)</a>		
CFW-12.	Existing Tectum	SBS Base, SBS Premium Base, MB Base or APP 160	Two Piece Locking Nail	9-inch o.c. in the min. 2-inch lap and 18-inch o.c. in two, equally spaced center rows	Min. 1.5-inch GenFlex ISO Insulation	GF-ISO-BOND	(Optional) Min. 0.25-inch DensDeck, DensDeck Prime or SECUROCK Gypsum-Fiber Roof Board	GF-ISO-BOND	EZ TPO / Quick Jet, EZ-TPO-BA	-45.0*
CFW-13.	Existing Tectum	SBS Base, SBS Premium Base, MB Base or APP 160	Two Piece Locking Nail	9-inch o.c. in the min. 2-inch lap and 18-inch o.c. in two, equally spaced center rows	Min. 1.5-inch GenFlex ISO Insulation	GF-ISO-BOND	(Optional) Min. 0.25-inch DensDeck Prime or SECUROCK Gypsum-Fiber Roof Board	GF-ISO-BOND	EZ TPO / EZ-TPO-LVOC-1168	-45.0*
CFW-14.	Existing Tectum	SBS Base, SBS Premium Base, MB Base or APP 160	Two Piece Locking Nail	9-inch o.c. in the min. 2-inch lap and 18-inch o.c. in two, equally spaced center rows	Min. 1.5-inch GenFlex ISO Insulation	GF-ISO-BOND	Min. 0.25-inch DEXcell FA Glass Mat Roof Board of min. 7/16-inch DEXcell Cement Roof Board	GF-ISO-BOND	EZ TPO / Quick Jet, EZ-TPO-LVOC, EZ-TPO-LVOC-1168 or EZ-TPO-BA	-45.0*

**TABLE 6A: GYPSUM DECKS - REROOF (TEAR-OFF)  
SYSTEM TYPE A-1: BONDED INSULATION, BONDED ROOF COVER**

System No.	Deck ( <a href="#">Note 1</a> and <a href="#">Note 12</a> )	Base Insulation Layer		Top Insulation Layer		Roof Cover ( <a href="#">Note 15</a> )	MDP (psf)
		Type	Attach ( <a href="#">Notes 6,7,8</a> )	Type	Attach ( <a href="#">Notes 6,7,8</a> )		
<b>GENFLEX EZ TPO SYSTEMS:</b>							
G-1.	Existing gypsum deck	Min. 1.5-inch GenFlex ISO Insulation	GF-OSIA	(Optional) Additional layers of base insulation	GF-OSIA	EZ TPO / Quick Jet, EZ-TPO-LVOC-1168 or EZ-TPO-BA	-165.0
G-2.	Existing gypsum deck	Min. 1.5-inch GenFlex ISO Insulation	GF-OSIA	Min. 0.25-inch DensDeck Prime or SECUROCK Gypsum-Fiber Roof Board	GF-OSIA	EZ TPO / Quick Jet, EZ-TPO-LVOC-1168 or EZ-TPO-BA	-127.5
G-3.	Existing gypsum deck	Min. 1.5-inch GenFlex ISO Insulation	GF-OSIA	Min. 0.25-inch DEXcell FA Glass Mat Roof Board of min. 7/16-inch DEXcell Cement Roof Board	GF-OSIA	EZ TPO / Quick Jet, EZ-TPO-LVOC, EZ-TPO-LVOC-1168 or EZ-TPO-BA	-127.5
G-4.	Existing gypsum deck	Min. 1.5-inch GenFlex ISO Insulation	GF-OSIA	Min. 0.25-inch DensDeck or SECUROCK Gypsum-Fiber Roof Board	GF-OSIA	EZ TPO / Quick Jet, EZ-TPO-BA	-157.5
G-5.	Existing gypsum deck	(Optional) Min. 1.5-inch GenFlex ISO Insulation	GF-OSIA	Min. 0.5-inch GenFlex HD ISO	GF-OSIA	EZ TPO / Quick Jet	-172.5
G-6.	Existing gypsum deck	(Optional) Min. 1.5-inch GenFlex ISO Insulation	GF-OSIA	Min. 0.5-inch GenFlex HD ISO	GF-OSIA	EZ TPO / EZ-TPO-BA	-230.0
G-7.	Existing gypsum deck	Min. 1.5-inch GenFlex ISO Insulation	Polysat CRA	(Optional) Additional layers base insulation	Polysat CRA	EZ TPO / Quick Jet, EZ-TPO-LVOC-1168 or EZ-TPO-BA	-257.5
G-8.	Existing gypsum deck	Min. 1.5-inch GenFlex ISO Insulation	Polysat CRA	Min. 0.25-inch DensDeck or SECUROCK Gypsum-Fiber Roof Board	Polysat CRA	EZ TPO / Quick Jet, EZ-TPO-BA	-195.0
G-9.	Existing gypsum deck	Min. 1.5-inch GenFlex ISO Insulation	Polysat CRA	Min. 0.25-inch DensDeck Prime or SECUROCK Gypsum-Fiber Roof Board	Polysat CRA	EZ TPO / Quick Jet, EZ-TPO-LVOC-1168 or EZ-TPO-BA	-240.0
G-10.	Existing gypsum deck	Min. 1.5-inch GenFlex ISO Insulation	GF-ISO-BOND	(Optional) Min. 0.25-inch DensDeck, DensDeck Prime or SECUROCK Gypsum-Fiber Roof Board	GF-ISO-BOND	EZ TPO / Quick Jet, EZ-TPO-BA	-112.5
G-11.	Existing gypsum deck	Min. 1.5-inch GenFlex ISO Insulation	GF-ISO-BOND	(Optional) Min. 0.25-inch DensDeck Prime or SECUROCK Gypsum-Fiber Roof Board	GF-ISO-BOND	EZ TPO / EZ-TPO-LVOC-1168	-112.5
G-12.	Existing gypsum deck	Min. 1.5-inch GenFlex ISO Insulation	GF-ISO-BOND	Min. 0.25-inch DEXcell FA Glass Mat Roof Board of min. 7/16-inch DEXcell Cement Roof Board	GF-ISO-BOND	EZ TPO / Quick Jet, EZ-TPO-LVOC, EZ-TPO-LVOC-1168 or EZ-TPO-BA	-112.5
<b>GENFLEX EZ FLEECE BACKED TPO SYSTEMS:</b>							
G-13.	Existing gypsum deck	(Optional) Min. 1.5-inch GenFlex ISO Insulation	GF-OSIA	Min. 0.5-inch GenFlex HD ISO	GF-OSIA	EZ Fleece Backed TPO / Quick Dual (RIBBON, 4)	-172.5
G-14.	Existing gypsum deck	(Optional) Min. 1.5-inch GenFlex ISO Insulation	GF-OSIA	Min. 0.5-inch GenFlex HD ISO	GF-OSIA	EZ Fleece Backed TPO / Quick Jet or EZ-TPO-FB-Stick (RIBBON, 4)	-230.0

**TABLE 6B: GYPSUM DECKS – NEW CONSTRUCTION OR REROOF (TEAR-OFF)**  
**SYSTEM TYPE A-2: MECHANICALLY ATTACHED ANCHOR SHEET, BONDED INSULATION, BONDED ROOF COVER**

System No.	Deck <a href="#">(Note 1)</a>	Anchor Sheet			Base Insulation		Top Insulation		Roof Cover <a href="#">(Note 15)</a>	MDP <a href="#">(psf)</a>
		Type	Fasten <a href="#">(Note 11)</a>	Attach	Type	Attach <a href="#">(Notes 6,7,8)</a>	Type	Attach <a href="#">(Notes 6,7,8)</a>		
G-15.	Existing gypsum deck	SBS Base, SBS Premium Base, MB Base or APP 160	Two Piece Locking Nail	9-inch o.c. in the min. 2-inch lap and 18-inch o.c. in two, equally spaced center rows	Min. 1.5-inch GenFlex ISO Insulation	GF-ISO-BOND	(Optional) Min. 0.25-inch DensDeck, DensDeck Prime or SECUROCK Gypsum-Fiber Roof Board	GF-ISO-BOND	EZ TPO / Quick Jet, EZ-TPO-BA	-45.0*
G-16.	Existing gypsum deck	SBS Base, SBS Premium Base, MB Base or APP 160	Two Piece Locking Nail	9-inch o.c. in the min. 2-inch lap and 18-inch o.c. in two, equally spaced center rows	Min. 1.5-inch GenFlex ISO Insulation	GF-ISO-BOND	(Optional) Min. 0.25-inch DensDeck Prime or SECUROCK Gypsum-Fiber Roof Board	GF-ISO-BOND	EZ TPO / EZ-TPO-LVOC-1168	-45.0*

**TABLE 6C: GYPSUM DECKS – NEW CONSTRUCTION OR REROOF (TEAR-OFF)**  
**SYSTEM TYPE F: NON-INSULATED, BONDED ROOF COVER**

System No.	Deck <a href="#">(Note 1)</a>	Roof Cover <a href="#">(Note 15)</a>	MDP <a href="#">(psf)</a>
G-17.	Existing gypsum deck	EZ Fleece Backed TPO / Quick Dual (SPATTER)	-272.5

**TABLE 7A: RECOVER APPLICATIONS**  
**SYSTEM TYPE A-1: BONDED INSULATION, BONDED ROOF COVER**

<sup>A</sup> The reported MDP documents the allowable maximum design pressure of the new insulation, coverboard and roof cover when adhered to the substrate, irrespective of the deck type (See [Note 1](#)) or performance of the substrate (See [Note 12](#)). The deck and substrate shall be capable of resisting the project design pressure requirements, not to exceed the noted MDP, to the satisfaction of the Authority Having Jurisdiction

System No.	Substrate ( <a href="#">Note 1</a> and <a href="#">Note 12</a> )	Base Insulation Layer		Top Insulation Layer		Roof Cover ( <a href="#">Note 15</a> )	MDP (psf) <sup>A</sup>
		Type	Attach ( <a href="#">Notes 6,7,8</a> )	Type	Attach ( <a href="#">Notes 6,7,8</a> )		
<b>GENFLEX EZ TPO SYSTEMS:</b>							
R-1	Existing asphaltic BUR or granule surface modified bitumen	Min. 1.5-inch GenFlex ISO Insulation	Hot Asphalt	(Optional) Tapered GenFlex ISO Insulation	Hot asphalt	EZ TPO / Quick Jet, EZ-TPO-LVOC-1168 or EZ-TPO-BA	-180.0
R-2	Existing asphaltic BUR or granule surface modified bitumen	Min. 1.5-inch GenFlex ISO Insulation with optional Tapered GenFlex ISO Insulation	Hot Asphalt	Min. 0.25-inch DensDeck, DensDeck Prime or SECUROCK Gypsum-Fiber Roof Board	Hot Asphalt	EZ TPO / Quick Jet, EZ-TPO-BA	-195.0
R-3	Existing asphaltic BUR or granule surface modified bitumen	Min. 1.5-inch GenFlex ISO Insulation with optional Tapered GenFlex ISO Insulation	Hot Asphalt	Min. 0.25-inch DensDeck Prime or SECUROCK Gypsum-Fiber Roof Board	Hot Asphalt	EZ TPO / EZ-TPO-LVOC-1168	-195.0
R-4	Existing asphaltic BUR or granule surface modified bitumen	Min. 1.5-inch GenFlex ISO Insulation with optional Tapered GenFlex ISO Insulation	Hot Asphalt	Min. 0.25-inch DEXcell FA Glass Mat Roof Board	Hot Asphalt	EZ TPO / Quick Jet, EZ-TPO-LVOC, EZ-TPO-LVOC-1168 or EZ-TPO-BA	-195.0
R-5	Existing asphaltic BUR or granule surface modified bitumen	Min. 1.5-inch GenFlex ISO Insulation	GF-OSIA	(Optional) Min. 0.25-inch DensDeck, DensDeck Prime or SECUROCK Gypsum-Fiber Roof Board	GF-OSIA	EZ TPO / Quick Jet, EZ-TPO-BA	-157.5
R-6	Existing asphaltic BUR or granule surface modified bitumen	Min. 1.5-inch GenFlex ISO Insulation	GF-OSIA	(Optional) Min. 0.25-inch DensDeck Prime or SECUROCK Gypsum-Fiber Roof Board	GF-OSIA	EZ TPO / EZ-TPO-LVOC-1168	-157.5
R-7	Existing asphaltic BUR or granule surface modified bitumen	Min. 1.5-inch GenFlex ISO Insulation	GF-OSIA	Min. 0.25-inch DEXcell FA Glass Mat Roof Board or min. 7/16-inch DEXcell Cement Roof Board	GF-OSIA	EZ TPO / Quick Jet, EZ-TPO-LVOC, EZ-TPO-LVOC-1168 or EZ-TPO-BA	-157.5
R-8	Existing asphaltic BUR or granule surface modified bitumen	(Optional) Min. 1.5-inch GenFlex ISO Insulation	GF-OSIA	Min. 0.5-inch GenFlex HD ISO	GF-OSIA	EZ TPO / Quick Jet, EZ-TPO-LVOC-1168 or EZ-TPO-BA	-157.5
R-9	Existing granule surface modified bitumen	Min. 1-inch GenFlex ISO Insulation or GenFlex Coated Glass Facer	GF-OSIA	(Optional) Additional layers of base insulation and/or min. 0.5-inch Tapered GenFlex ISO Insulation or Tapered GenFlex Coated Glass Facer	GF-OSIA	EZ TPO / Quick Jet, EZ-TPO-LVOC, EZ-TPO-LVOC-1168 or EZ-TPO-BA	-262.5
R-10	Existing granule surface modified bitumen	Min. 1-inch GenFlex ISO Insulation or GenFlex Coated Glass Facer	GF-OSIA	Optional additional layers of base insulation or min. 0.5-inch Tapered ISO 95+GL or Tapered GenFlex Coated Glass Facer; Min. 0.5-inch GenFlex HD ISO	GF-OSIA	EZ TPO / Quick Jet	-172.5

**TABLE 7A: RECOVER APPLICATIONS**  
**SYSTEM TYPE A-1: BONDED INSULATION, BONDED ROOF COVER**

<sup>A</sup> The reported MDP documents the allowable maximum design pressure of the new insulation, coverboard and roof cover when adhered to the substrate, irrespective of the deck type (See [Note 1](#)) or performance of the substrate (See [Note 12](#)). The deck and substrate shall be capable of resisting the project design pressure requirements, not to exceed the noted MDP, to the satisfaction of the Authority Having Jurisdiction

System No.	Substrate ( <a href="#">Note 1</a> and <a href="#">Note 12</a> )	Base Insulation Layer		Top Insulation Layer		Roof Cover ( <a href="#">Note 15</a> )	MDP (psf) <sup>A</sup>
		Type	Attach ( <a href="#">Notes 6,7,8</a> )	Type	Attach ( <a href="#">Notes 6,7,8</a> )		
R-11	Existing granule surface modified bitumen	Min. 1-inch GenFlex ISO Insulation or GenFlex Coated Glass Facer	GF-OSIA	Optional additional layers of base insulation or min. 0.5-inch Tapered ISO 95+GL or Tapered GenFlex Coated Glass Facer; Min. 0.5-inch GenFlex HD ISO	GF-OSIA	EZ TPO / EZ-TPO-LVOC, EZ-TPO-LVOC-1168 or EZ-TPO-BA	-262.5
R-12	Existing granule surface modified bitumen	Min. 1-inch GenFlex ISO Insulation or GenFlex Coated Glass Facer	GF-OSIA	Optional additional layers of base insulation or min. 0.5-inch Tapered ISO 95+GL or Tapered GenFlex Coated Glass Facer; Min. 0.25-inch DensDeck Prime or SECUROCK Gypsum-Fiber Roof Board	GF-OSIA	EZ TPO / Quick Jet, EZ-TPO-LVOC or EZ-TPO-BA	-247.5
R-13	Existing granule surface modified bitumen	Min. 1-inch GenFlex ISO Insulation or GenFlex Coated Glass Facer	GF-OSIA	Optional additional layers of base insulation or min. 0.5-inch Tapered ISO 95+GL or Tapered GenFlex Coated Glass Facer; Min. 0.25-inch DensDeck Prime or SECUROCK Gypsum-Fiber Roof Board	GF-OSIA	EZ TPO / Quick Jet, EZ-TPO-LVOC-1168 or EZ-TPO-BA	-262.5
R-14	Existing granule surface modified bitumen	Min. 1-inch GenFlex ISO Insulation or GenFlex Coated Glass Facer	GF-OSIA	Optional additional layers of base insulation or min. 0.5-inch Tapered ISO 95+GL or Tapered GenFlex Coated Glass Facer; Min. 0.25-inch DEXcell FA Glass Mat Roof Board or min. 7/16-inch DEXcell Cement Roof Board	GF-OSIA	EZ TPO / Quick Jet, EZ-TPO-LVOC, EZ-TPO-LVOC-1168 or EZ-TPO-BA	-262.5
R-15	Existing asphaltic BUR or granule surface modified bitumen	Min. 1.5-inch GenFlex ISO Insulation	Polyset CRA	(Optional) Additional layers base insulation	Polyset CRA	EZ TPO / Quick Jet, EZ-TPO-LVOC-1168 or EZ-TPO-BA	-262.5
R-16	Existing asphaltic BUR or granule surface modified bitumen	Min. 1.5-inch GenFlex ISO Insulation	Polyset CRA	Min. 0.25-inch DensDeck or SECUROCK Gypsum-Fiber Roof Board	Polyset CRA	EZ TPO / Quick Jet, EZ-TPO-BA	-195.0
R-17	Existing asphaltic BUR or granule surface modified bitumen	Min. 1.5-inch GenFlex ISO Insulation	Polyset CRA	Min. 0.25-inch DensDeck Prime or SECUROCK Gypsum-Fiber Roof Board	Polyset CRA	EZ TPO / Quick Jet, EZ-TPO-LVOC-1168 or EZ-TPO-BA	-240.0
R-18	Existing asphaltic BUR	Min. 1.5-inch GenFlex ISO Insulation or GenFlex Coated Glass Facer	GF-ISO-BOND	(Optional) Additional layers of base insulation and/or min. 0.5-inch Tapered GenFlex ISO Insulation or Tapered GenFlex Coated Glass Facer	GF-ISO-BOND	EZ TPO / Quick Jet, EZ-TPO-LVOC, EZ-TPO-LVOC-1168 or EZ-TPO-BA	-60.0
R-19	Existing granule surface modified bitumen	Min. 1.5-inch GenFlex ISO Insulation or GenFlex Coated Glass Facer	GF-ISO-BOND	(Optional) Additional layers of base insulation	GF-ISO-BOND	EZ TPO / Quick Jet, EZ-TPO-LVOC, EZ-TPO-LVOC-1168 or EZ-TPO-BA	-120.0
R-20	Existing asphaltic BUR or granule surface modified bitumen	Min. 1.5-inch GenFlex ISO Insulation or GenFlex Coated Glass Facer	GF-ISO-BOND	Optional additional layers of base insulation or min. 0.5-inch Tapered ISO 95+GL or Tapered GenFlex Coated Glass Facer; Min. 0.5-inch GenFlex HD ISO	GF-ISO-BOND	EZ TPO / Quick Jet, EZ-TPO-LVOC, EZ-TPO-LVOC-1168 or EZ-TPO-BA	-60.0

**TABLE 7A: RECOVER APPLICATIONS**  
**SYSTEM TYPE A-1: BONDED INSULATION, BONDED ROOF COVER**

<sup>A</sup> The reported MDP documents the allowable maximum design pressure of the new insulation, coverboard and roof cover when adhered to the substrate, irrespective of the deck type (See [Note 1](#)) or performance of the substrate (See [Note 12](#)). The deck and substrate shall be capable of resisting the project design pressure requirements, not to exceed the noted MDP, to the satisfaction of the Authority Having Jurisdiction

System No.	Substrate ( <a href="#">Note 1</a> and <a href="#">Note 12</a> )	Base Insulation Layer		Top Insulation Layer		Roof Cover ( <a href="#">Note 15</a> )	MDP (psf) <sup>A</sup>
		Type	Attach ( <a href="#">Notes 6,7,8</a> )	Type	Attach ( <a href="#">Notes 6,7,8</a> )		
R-21	Existing asphaltic BUR	Min. 1.5-inch GenFlex ISO Insulation or GenFlex Coated Glass Facer	GF-ISO-BOND	Optional additional layers of base insulation or min. 0.5-inch Tapered ISO 95+GL or Tapered GenFlex Coated Glass Facer; Min. 0.25-inch DensDeck Prime, DEXcell FA Glass Mat Roof Board or SECUROCK Gypsum-Fiber Roof Board or min. 7/16-inch DEXcell Cement Roof Board	GF-ISO-BOND	EZ TPO / Quick Jet, EZ-TPO-LVOC, EZ-TPO-LVOC-1168 or EZ-TPO-BA	-60.0
R-22	Existing granule surface modified bitumen	Min. 1.5-inch GenFlex ISO Insulation or GenFlex Coated Glass Facer	GF-ISO-BOND	Min. 0.25-inch DensDeck Prime, DEXcell FA Glass Mat Roof Board or SECUROCK Gypsum-Fiber Roof Board or min. 7/16-inch DEXcell Cement Roof Board	GF-ISO-BOND	EZ TPO / Quick Jet, EZ-TPO-LVOC, EZ-TPO-LVOC-1168 or EZ-TPO-BA	-120.0
<b>GENFLEX EZ FLEECE BACKED TPO / HOT ASPHALT SYSTEMS:</b>							
R-23	Existing granule surface modified bitumen	Min. 0.25-inch DensDeck Prime or SECUROCK Gypsum-Fiber Roof Board	Hot Asphalt	None	N/A	EZ Fleece Backed TPO / Hot Asphalt	-457.5
R-24	Existing granule surface modified bitumen	Min. 1-inch GenFlex ISO Insulation or GenFlex Coated Glass Facer	GF-OSIA	Optional additional layers of base insulation or min. 0.5-inch Tapered GenFlex ISO Insulation or GenFlex Coated Glass Facer followed by Min. 0.25-inch DensDeck Prime or SECUROCK Gypsum-Fiber Roof Board	GF-OSIA	EZ Fleece Backed TPO / Hot Asphalt	-262.5
R-25	Existing granule surface modified bitumen	Min. 1-inch GenFlex ISO Insulation or GenFlex Coated Glass Facer	GF-ISO-BOND	Optional additional layers of base insulation or min. 0.5-inch Tapered GenFlex ISO Insulation or GenFlex Coated Glass Facer followed by Min. 0.25-inch DensDeck Prime or SECUROCK Gypsum-Fiber Roof Board	GF-ISO-BOND	EZ Fleece Backed TPO / Hot Asphalt	-352.5
<b>GENFLEX EZ FLEECE BACKED TPO / QUICK JET SPRAY ADHESIVE SYSTEMS:</b>							
R-26	Existing asphaltic BUR or existing granule surface modified bitumen	Min. 1-inch GenFlex ISO Insulation or GenFlex Coated Glass Facer	GF-ISO-BOND or GF-OSIA	(Optional) Additional layer of base insulation or min. 0.5-inch Tapered GenFlex ISO Insulation or GenFlex Coated Glass Facer	GF-ISO-BOND or GF-OSIA	EZ Fleece Backed TPO / Quick Jet	-172.5
R-27	Existing asphaltic BUR or existing granule surface modified bitumen	(Optional) Min. 1-inch GenFlex ISO Insulation or GenFlex Coated Glass Facer	GF-ISO-BOND or GF-OSIA	Optional additional layers of base insulation or min. 0.5-inch Tapered GenFlex ISO Insulation or GenFlex Coated Glass Facer followed by min. 0.25-inch DensDeck Prime or SECUROCK Gypsum-Fiber Roof Board, min. 7/16-inch APA or TECO rated OSB or min. 0.5-inch GenFlex HD ISO	GF-ISO-BOND or GF-OSIA	EZ Fleece Backed TPO / Quick Jet	-172.5
<b>GENFLEX EZ FLEECE BACKED TPO / EZ TPO FB STICK ADHESIVE SYSTEMS:</b>							

**TABLE 7A: RECOVER APPLICATIONS**  
**SYSTEM TYPE A-1: BONDED INSULATION, BONDED ROOF COVER**

<sup>A</sup> The reported MDP documents the allowable maximum design pressure of the new insulation, coverboard and roof cover when adhered to the substrate, irrespective of the deck type (See [Note 1](#)) or performance of the substrate (See [Note 12](#)). The deck and substrate shall be capable of resisting the project design pressure requirements, not to exceed the noted MDP, to the satisfaction of the Authority Having Jurisdiction

System No.	Substrate ( <a href="#">Note 1</a> and <a href="#">Note 12</a> )	Base Insulation Layer		Top Insulation Layer		Roof Cover ( <a href="#">Note 15</a> )	MDP (psf) <sup>A</sup>
		Type	Attach ( <a href="#">Notes 6,7,8</a> )	Type	Attach ( <a href="#">Notes 6,7,8</a> )		
R-28	Existing asphaltic BUR	Min. 0.25-inch DensDeck Prime or SECUROCK Gypsum-Fiber Roof Board or min. 0.5-inch GenFlex HD ISO	GF-ISO-BOND or GF-OSIA	None	N/A	EZ Fleece Backed TPO / EZ-TPO-FB-Stick (RIBBON, 4)	-45.0
R-29	Existing granule surface modified bitumen	Min. 1.5-inch GenFlex ISO Insulation or GenFlex Coated Glass Facer	GF-ISO-BOND or GF-OSIA	(Optional) Additional layer of base insulation or min. 0.5-inch Tapered GenFlex ISO Insulation or GenFlex Coated Glass Facer	GF-ISO-BOND or GF-OSIA	EZ Fleece Backed TPO / EZ-TPO-FB-Stick (RIBBON, 6)	-142.5
R-30	Existing granule surface modified bitumen	Min. 1.5-inch GenFlex ISO Insulation or GenFlex Coated Glass Facer	GF-ISO-BOND or GF-OSIA	(Optional) Additional layer of base insulation or min. 0.5-inch Tapered GenFlex ISO Insulation or GenFlex Coated Glass Facer	GF-ISO-BOND or GF-OSIA	EZ Fleece Backed TPO / EZ-TPO-FB-Stick (RIBBON, 4)	-172.5
R-31	Existing granule surface modified bitumen	Min. 1-inch GenFlex ISO Insulation or GenFlex Coated Glass Facer	GF-ISO-BOND or GF-OSIA	Optional additional layers of base insulation or min. 0.5-inch Tapered GenFlex ISO Insulation or GenFlex Coated Glass Facer followed by min. 0.5-inch GenFlex HD ISO	GF-ISO-BOND or GF-OSIA	EZ Fleece Backed TPO / EZ-TPO-FB-Stick (RIBBON, 12)	-45.0
R-32	Existing granule surface modified bitumen	Min. 1-inch GenFlex ISO Insulation or GenFlex Coated Glass Facer	GF-ISO-BOND or GF-OSIA	Optional additional layers of base insulation or min. 0.5-inch Tapered GenFlex ISO Insulation or GenFlex Coated Glass Facer followed by min. 0.5-inch GenFlex HD ISO	GF-ISO-BOND or GF-OSIA	EZ Fleece Backed TPO / EZ-TPO-FB-Stick (RIBBON, 6)	-82.5
R-33	Existing granule surface modified bitumen	Min. 1-inch GenFlex ISO Insulation or GenFlex Coated Glass Facer	GF-ISO-BOND or GF-OSIA	Optional additional layers of base insulation or min. 0.5-inch Tapered GenFlex ISO Insulation or GenFlex Coated Glass Facer followed by min. 0.5-inch GenFlex HD ISO	GF-ISO-BOND or GF-OSIA	EZ Fleece Backed TPO / EZ-TPO-FB-Stick (RIBBON, 4)	-172.5
R-34	Existing granule surface modified bitumen	Min. 1-inch GenFlex ISO Insulation or GenFlex Coated Glass Facer	GF-ISO-BOND or GF-OSIA	Optional additional layers of base insulation or min. 0.5-inch Tapered GenFlex ISO Insulation or GenFlex Coated Glass Facer followed by Min. 0.25-inch DensDeck Prime, DEXcell FA Glass Mat Roof Board or SECUROCK Gypsum-Fiber Roof Board or min. 7/16-inch DEXcell Cement Roof Board	GF-ISO-BOND or GF-OSIA	EZ Fleece Backed TPO / EZ-TPO-FB-Stick (RIBBON, 12)	-45.0
R-35	Existing granule surface modified bitumen	Min. 1-inch GenFlex ISO Insulation or GenFlex Coated Glass Facer	GF-ISO-BOND or GF-OSIA	Optional additional layers of base insulation or min. 0.5-inch Tapered GenFlex ISO Insulation or GenFlex Coated Glass Facer followed by Min. 0.25-inch DensDeck Prime, DEXcell FA Glass Mat Roof Board or SECUROCK Gypsum-Fiber Roof Board or min. 7/16-inch DEXcell Cement Roof Board	GF-ISO-BOND or GF-OSIA	EZ Fleece Backed TPO / EZ-TPO-FB-Stick (RIBBON, 6)	-60.0
R-36	Existing granule surface modified bitumen	Min. 1-inch GenFlex ISO Insulation or GenFlex Coated Glass Facer	GF-ISO-BOND or GF-OSIA	Optional additional layers of base insulation or min. 0.5-inch Tapered GenFlex ISO Insulation or GenFlex Coated Glass Facer followed by Min. 0.25-inch DensDeck Prime, DEXcell FA Glass Mat Roof Board or SECUROCK Gypsum-Fiber Roof Board or min. 7/16-inch DEXcell Cement Roof Board	GF-ISO-BOND or GF-OSIA	EZ Fleece Backed TPO / EZ-TPO-FB-Stick (RIBBON, 4)	-172.5

**TABLE 7A: RECOVER APPLICATIONS**  
**SYSTEM TYPE A-1: BONDED INSULATION, BONDED ROOF COVER**

<sup>A</sup> The reported MDP documents the allowable maximum design pressure of the new insulation, coverboard and roof cover when adhered to the substrate, irrespective of the deck type (See [Note 1](#)) or performance of the substrate (See [Note 12](#)). The deck and substrate shall be capable of resisting the project design pressure requirements, not to exceed the noted MDP, to the satisfaction of the Authority Having Jurisdiction

System No.	Substrate ( <a href="#">Note 1</a> and <a href="#">Note 12</a> )	Base Insulation Layer		Top Insulation Layer		Roof Cover ( <a href="#">Note 15</a> )	MDP (psf) <sup>A</sup>
		Type	Attach ( <a href="#">Notes 6,7,8</a> )	Type	Attach ( <a href="#">Notes 6,7,8</a> )		
R-37	Existing granule surface modified bitumen	Min. 1-inch GenFlex ISO Insulation or GenFlex Coated Glass Facer	GF-ISO-BOND or GF-OSIA	Optional additional layers of base insulation or min. 0.5-inch Tapered GenFlex ISO Insulation or GenFlex Coated Glass Facer followed by min. 7/16-inch APA or TECO rated OSB	GF-ISO-BOND or GF-OSIA	EZ Fleece Backed TPO / EZ-TPO-FB-Stick (RIBBON, 12)	-45.0
R-38	Existing asphaltic BUR	Min. 1-inch GenFlex ISO Insulation	GF-ISO-BOND or GF-OSIA	(Optional) Min. 0.5-inch GenFlex HD ISO or Min. 0.25-inch DensDeck Prime or SECUROCK Gypsum-Fiber Roof Board or min. 7/16-inch OSB	GF-ISO-BOND or GF-OSIA	EZ Fleece Backed TPO / EZ-TPO-FB-Stick (RIBBON, 4)	-172.5
R-39	Existing asphaltic BUR	Min. 0.5-inch GenFlex HD ISO or Min. 0.25-inch DensDeck Prime or SECUROCK Gypsum-Fiber Roof Board	GF-ISO-BOND or GF-OSIA	None	N/A	EZ Fleece Backed TPO / EZ-TPO-FB-Stick (RIBBON, 4)	-172.5
<b>GENFLEX EZ FLEECE BACKED TPO / QUICK DUAL SYSTEMS:</b>							
R-40	Existing asphaltic BUR	Min. 0.25-inch DensDeck Prime or SECUROCK Gypsum-Fiber Roof Board or min. 0.5-inch GenFlex HD ISO	GF-ISO-BOND or GF-OSIA	None	N/A	EZ Fleece Backed TPO / Quick Dual (RIBBON, 4 or SPATTER)	-45.0
R-41	Existing granule surface modified bitumen	Min. 1.5-inch GenFlex ISO Insulation	GF-ISO-BOND or GF-OSIA	(Optional) Additional layer of base insulation or min. 0.5-inch Tapered GenFlex ISO Insulation	GF-ISO-BOND or GF-OSIA	EZ Fleece Backed TPO / Quick Dual (RIBBON, 6)	-127.5
R-42	Existing granule surface modified bitumen	Min. 1.5-inch GenFlex Coated Glass Facer	GF-ISO-BOND or GF-OSIA	(Optional) Additional layer of base insulation or min. 0.5-inch Tapered GenFlex Coated Glass Facer	GF-ISO-BOND or GF-OSIA	EZ Fleece Backed TPO / Quick Dual (RIBBON, 6)	-142.5
R-43	Existing granule surface modified bitumen	Min. 1.5-inch GenFlex ISO Insulation or GenFlex Coated Glass Facer	GF-ISO-BOND or GF-OSIA	(Optional) Additional layer of base insulation or min. 0.5-inch Tapered GenFlex ISO Insulation or GenFlex Coated Glass Facer	GF-ISO-BOND or GF-OSIA	EZ Fleece Backed TPO / Quick Dual (RIBBON, 4 or SPATTER)	-172.5
R-44	Existing granule surface modified bitumen	Min. 1-inch GenFlex ISO Insulation or GenFlex Coated Glass Facer	GF-ISO-BOND or GF-OSIA	Optional additional layers of base insulation or min. 0.5-inch Tapered GenFlex ISO Insulation or GenFlex Coated Glass Facer followed by min. 0.5-inch GenFlex HD ISO	GF-ISO-BOND or GF-OSIA	EZ Fleece Backed TPO / Quick Dual (RIBBON, 6)	-82.5
R-45	Existing granule surface modified bitumen	Min. 1-inch GenFlex ISO Insulation or GenFlex Coated Glass Facer	GF-ISO-BOND or GF-OSIA	Optional additional layers of base insulation or min. 0.5-inch Tapered GenFlex ISO Insulation or GenFlex Coated Glass Facer followed by min. 0.5-inch GenFlex HD ISO	GF-ISO-BOND or GF-OSIA	EZ Fleece Backed TPO / Quick Dual (RIBBON, 4 or SPATTER)	-172.5
R-46	Existing granule surface modified bitumen	Min. 1-inch GenFlex ISO Insulation or GenFlex Coated Glass Facer	GF-ISO-BOND or GF-OSIA	Optional additional layers of base insulation or min. 0.5-inch Tapered GenFlex ISO Insulation or GenFlex Coated Glass Facer followed by Min. 0.25-inch SECUROCK Gypsum-Fiber Roof Board	GF-ISO-BOND or GF-OSIA	EZ Fleece Backed TPO / Quick Dual (RIBBON, 12)	-45.0

**TABLE 7A: RECOVER APPLICATIONS**  
**SYSTEM TYPE A-1: BONDED INSULATION, BONDED ROOF COVER**

<sup>A</sup> The reported MDP documents the allowable maximum design pressure of the new insulation, coverboard and roof cover when adhered to the substrate, irrespective of the deck type (See [Note 1](#)) or performance of the substrate (See [Note 12](#)). The deck and substrate shall be capable of resisting the project design pressure requirements, not to exceed the noted MDP, to the satisfaction of the Authority Having Jurisdiction

System No.	Substrate ( <a href="#">Note 1</a> and <a href="#">Note 12</a> )	Base Insulation Layer		Top Insulation Layer		Roof Cover ( <a href="#">Note 15</a> )	MDP (psf) <sup>A</sup>
		Type	Attach ( <a href="#">Notes 6,7,8</a> )	Type	Attach ( <a href="#">Notes 6,7,8</a> )		
R-47	Existing granule surface modified bitumen	Min. 1-inch GenFlex ISO Insulation or GenFlex Coated Glass Facer	GF-ISO-BOND or GF-OSIA	Optional additional layers of base insulation or min. 0.5-inch Tapered GenFlex ISO Insulation or GenFlex Coated Glass Facer followed by Min. 0.25-inch DensDeck Prime or SECUROCK Gypsum-Fiber Roof Board	GF-ISO-BOND or GF-OSIA	EZ Fleece Backed TPO / Quick Dual (RIBBON, 6)	-60.0
R-48	Existing granule surface modified bitumen	Min. 1-inch GenFlex ISO Insulation or GenFlex Coated Glass Facer	GF-ISO-BOND or GF-OSIA	Optional additional layers of base insulation or min. 0.5-inch Tapered GenFlex ISO Insulation or GenFlex Coated Glass Facer followed by Min. 0.25-inch DensDeck Prime or SECUROCK Gypsum-Fiber Roof Board	GF-ISO-BOND or GF-OSIA	EZ Fleece Backed TPO / Quick Dual (RIBBON, 4 or SPATTER)	-172.5
R-49	Existing granule surface modified bitumen	Min. 1-inch GenFlex ISO Insulation or GenFlex Coated Glass Facer	GF-ISO-BOND or GF-OSIA	Optional additional layers of base insulation or min. 0.5-inch Tapered GenFlex ISO Insulation or GenFlex Coated Glass Facer followed by min. 7/16-inch APA or TECO rated OSB	GF-ISO-BOND or GF-OSIA	EZ Fleece Backed TPO / Quick Dual (RIBBON, 6)	-45.0
R-50	Existing asphaltic BUR	Min. 1-inch GenFlex ISO Insulation	GF-ISO-BOND or GF-OSIA	(Optional) Min. 0.5-inch GenFlex HD ISO or Min. 0.25-inch DensDeck Prime or SECUROCK Gypsum-Fiber Roof Board or min. 7/16-inch OSB	GF-ISO-BOND or GF-OSIA	EZ Fleece Backed TPO / Quick Dual (RIBBON, 4 or SPATTER)	-172.5
R-51	Existing asphaltic BUR	Min. 0.5-inch GenFlex HD ISO or Min. 0.25-inch DensDeck Prime or SECUROCK Gypsum-Fiber Roof Board	GF-ISO-BOND or GF-OSIA	None	N/A	EZ Fleece Backed TPO / Quick Dual (RIBBON, 4 or SPATTER)	-172.5
<b>GENFLEX EZ FLEECE BACKED TPO / GENFLEX FLEECE BACKED BONDING ADHESIVE SYSTEMS:</b>							
R-52	Existing granule-surfaced, asphaltic modified bitumen	Min. 0.25-inch DensDeck Prime or SECUROCK Gypsum-Fiber Roof Board	Hot Asphalt	None	N/A	EZ Fleece Backed TPO / FB-BA	-300.0
R-53	Existing granule surface modified bitumen	Min. 1.5-inch GenFlex ISO Insulation or GenFlex Coated Glass Facer	GF-ISO-BOND or GF-OSIA	(Optional) Additional layer of base insulation or min. 0.5-inch Tapered GenFlex ISO Insulation or GenFlex Coated Glass Facer	GF-ISO-BOND or GF-OSIA	EZ Fleece Backed TPO / FB-BA	-112.5
R-54	Existing granule surface modified bitumen	Min. 1-inch GenFlex ISO Insulation or GenFlex Coated Glass Facer	GF-OSIA	Optional additional layers of base insulation or min. 0.5-inch Tapered GenFlex ISO Insulation or GenFlex Coated Glass Facer followed by min. 0.5-inch GenFlex HD ISO	GF-OSIA	EZ Fleece Backed TPO / FB-BA	-262.5
R-55	Existing granule surface modified bitumen	Min. 1-inch GenFlex ISO Insulation or GenFlex Coated Glass Facer	GF-OSIA	Optional additional layers of base insulation or min. 0.5-inch Tapered ISO 95+GL or Tapered GenFlex Coated Glass Facer; Min. 0.25-inch DensDeck Prime or SECUROCK Gypsum-Fiber Roof Board	GF-OSIA	EZ Fleece Backed TPO / FB-BA	-262.5

**TABLE 7A: RECOVER APPLICATIONS**  
**SYSTEM TYPE A-1: BONDED INSULATION, BONDED ROOF COVER**

<sup>A</sup> The reported MDP documents the allowable maximum design pressure of the new insulation, coverboard and roof cover when adhered to the substrate, irrespective of the deck type (See [Note 1](#)) or performance of the substrate (See [Note 12](#)). The deck and substrate shall be capable of resisting the project design pressure requirements, not to exceed the noted MDP, to the satisfaction of the Authority Having Jurisdiction

System No.	Substrate ( <a href="#">Note 1</a> and <a href="#">Note 12</a> )	Base Insulation Layer		Top Insulation Layer		Roof Cover ( <a href="#">Note 15</a> )	MDP (psf) <sup>A</sup>
		Type	Attach ( <a href="#">Notes 6,7,8</a> )	Type	Attach ( <a href="#">Notes 6,7,8</a> )		
R-56	Existing granule surface modified bitumen	Min. 1-inch GenFlex ISO Insulation or GenFlex Coated Glass Facer	GF-ISO-BOND	Optional additional layers of base insulation or min. 0.5-inch Tapered GenFlex ISO Insulation or GenFlex Coated Glass Facer followed by min. 0.5-inch GenFlex HD ISO	GF-ISO-BOND	EZ Fleece Backed TPO / FB-BA	-195.0
R-57	Existing asphaltic BUR	Min. 1-inch GenFlex ISO Insulation or GenFlex Coated Glass Facer	GF-ISO-BOND	Optional additional layers of base insulation or min. 0.5-inch Tapered ISO 95+GL or Tapered GenFlex Coated Glass Facer; Min. 0.25-inch DensDeck Prime or SECUROCK Gypsum-Fiber Roof Board	GF-ISO-BOND	EZ Fleece Backed TPO / FB-BA	-60.0
R-58	Existing granule surface modified bitumen	Min. 1-inch GenFlex ISO Insulation or GenFlex Coated Glass Facer	GF-ISO-BOND	Optional additional layers of base insulation or min. 0.5-inch Tapered GenFlex ISO Insulation or GenFlex Coated Glass Facer followed by min. 0.5-inch GenFlex HD ISO	GF-ISO-BOND	EZ Fleece Backed TPO / FB-BA	-352.5
R-59	Existing granule surface modified bitumen	Min. 1-inch GenFlex ISO Insulation or GenFlex Coated Glass Facer	GF-ISO-BOND	Optional additional layers of base insulation or min. 0.5-inch Tapered GenFlex ISO Insulation or GenFlex Coated Glass Facer followed by Min. 0.25-inch DensDeck Prime or SECUROCK Gypsum-Fiber Roof Board	GF-ISO-BOND	EZ Fleece Backed TPO / FB-BA	-300.0
<b>GENFLEX EZ TPO PEEL AND STICK SYSTEMS:</b>							
R-60	Existing asphaltic BUR or granule surface modified bitumen	Min. 1.5-inch GenFlex ISO Insulation	Hot Asphalt	(Optional) Tapered GenFlex ISO Insulation	Hot asphalt	EZ TPO Peel and Stick, self-adhered	-180.0
R-61	Existing asphaltic BUR or granule surface modified bitumen	Min. 1.5-inch GenFlex ISO Insulation with optional Tapered GenFlex ISO Insulation	Hot Asphalt	Min. 0.25-inch DensDeck Prime or SECUROCK Gypsum-Fiber Roof Board	Hot Asphalt	EZ TPO Peel and Stick, self-adhered	-195.0
R-62	Existing asphaltic BUR or granule surface modified bitumen	Min. 1.5-inch GenFlex ISO Insulation	GF-OSIA	(Optional) Min. 0.25-inch DensDeck Prime or SECUROCK Gypsum-Fiber Roof Board	GF-OSIA	EZ TPO Peel and Stick, self-adhered	-157.5
R-63	Existing asphaltic BUR or granule surface modified bitumen	(Optional) Min. 1.5-inch GenFlex ISO Insulation	GF-OSIA	Min. 0.5-inch GenFlex HD ISO	GF-OSIA	EZ TPO Peel and Stick, self-adhered	-157.5
R-64	Existing granule surface modified bitumen	Min. 1-inch GenFlex ISO Insulation or GenFlex Coated Glass Facer	GF-OSIA	(Optional) Additional layers of base insulation and/or min. 0.5-inch Tapered GenFlex ISO Insulation or Tapered GenFlex Coated Glass Facer	GF-OSIA	EZ TPO Peel and Stick, self-adhered	-262.5
R-65	Existing granule surface modified bitumen	Min. 1-inch GenFlex ISO Insulation or GenFlex Coated Glass Facer	GF-OSIA	Optional additional layers of base insulation or min. 0.5-inch Tapered ISO 95+GL or Tapered GenFlex Coated Glass Facer; Min. 0.5-inch GenFlex HD ISO	GF-OSIA	EZ TPO Peel and Stick, self-adhered	-262.5

**TABLE 7A: RECOVER APPLICATIONS**  
**SYSTEM TYPE A-1: BONDED INSULATION, BONDED ROOF COVER**

<sup>A</sup> The reported MDP documents the allowable maximum design pressure of the new insulation, coverboard and roof cover when adhered to the substrate, irrespective of the deck type (See [Note 1](#)) or performance of the substrate (See [Note 12](#)). The deck and substrate shall be capable of resisting the project design pressure requirements, not to exceed the noted MDP, to the satisfaction of the Authority Having Jurisdiction

System No.	Substrate ( <a href="#">Note 1</a> and <a href="#">Note 12</a> )	Base Insulation Layer		Top Insulation Layer		Roof Cover ( <a href="#">Note 15</a> )	MDP (psf) <sup>A</sup>
		Type	Attach ( <a href="#">Notes 6,7,8</a> )	Type	Attach ( <a href="#">Notes 6,7,8</a> )		
R-66	Existing granule surface modified bitumen	Min. 1-inch GenFlex ISO Insulation or GenFlex Coated Glass Facer	GF-OSIA	Optional additional layers of base insulation or min. 0.5-inch Tapered ISO 95+GL or Tapered GenFlex Coated Glass Facer; Min. 0.25-inch DensDeck Prime or SECUROCK Gypsum-Fiber Roof Board	GF-OSIA	EZ TPO Peel and Stick, self-adhered	-247.5
R-67	Existing granule surface modified bitumen	Min. 1-inch GenFlex ISO Insulation or GenFlex Coated Glass Facer	GF-OSIA	Optional additional layers of base insulation or min. 0.5-inch Tapered ISO 95+GL or Tapered GenFlex Coated Glass Facer; Min. 0.25-inch DensDeck Prime or SECUROCK Gypsum-Fiber Roof Board	GF-OSIA	EZ TPO Peel and Stick, self-adhered	-262.5
R-68	Existing asphaltic BUR or granule surface modified bitumen	Min. 1.5-inch GenFlex ISO Insulation	Polysat CRA	(Optional) Additional layers base insulation	Polysat CRA	EZ TPO Peel and Stick, self-adhered	-262.5
R-69	Existing asphaltic BUR or granule surface modified bitumen	Min. 1.5-inch GenFlex ISO Insulation	Polysat CRA	Min. 0.25-inch DensDeck Prime or SECUROCK Gypsum-Fiber Roof Board	Polysat CRA	EZ TPO Peel and Stick, self-adhered	-240.0
R-70	Existing asphaltic BUR	Min. 1.5-inch GenFlex ISO Insulation or GenFlex Coated Glass Facer	GF-ISO-BOND	(Optional) Additional layers of base insulation and/or min. 0.5-inch Tapered GenFlex ISO Insulation or Tapered GenFlex Coated Glass Facer	GF-ISO-BOND	EZ TPO Peel and Stick, self-adhered	-60.0
R-71	Existing granule surface modified bitumen	Min. 1.5-inch GenFlex ISO Insulation or GenFlex Coated Glass Facer	GF-ISO-BOND	(Optional) Additional layers of base insulation	GF-ISO-BOND	EZ TPO Peel and Stick, self-adhered	-120.0
R-72	Existing asphaltic BUR or granule surface modified bitumen	Min. 1.5-inch GenFlex ISO Insulation or GenFlex Coated Glass Facer	GF-ISO-BOND	Optional additional layers of base insulation or min. 0.5-inch Tapered ISO 95+GL or Tapered GenFlex Coated Glass Facer; Min. 0.5-inch GenFlex HD ISO	GF-ISO-BOND	EZ TPO Peel and Stick, self-adhered	-60.0
R-73	Existing asphaltic BUR	Min. 1.5-inch GenFlex ISO Insulation or GenFlex Coated Glass Facer	GF-ISO-BOND	Optional additional layers of base insulation or min. 0.5-inch Tapered ISO 95+GL or Tapered GenFlex Coated Glass Facer; Min. 0.25-inch DensDeck Prime or SECUROCK Gypsum-Fiber Roof Board	GF-ISO-BOND	EZ TPO Peel and Stick, self-adhered	-60.0
R-74	Existing granule surface modified bitumen	Min. 1.5-inch GenFlex ISO Insulation or GenFlex Coated Glass Facer	GF-ISO-BOND	Min. 0.25-inch DensDeck Prime or SECUROCK Gypsum-Fiber Roof Board	GF-ISO-BOND	EZ TPO Peel and Stick, self-adhered	-120.0

**TABLE 7B: STEEL - RECOVER**
**SYSTEM TYPE C-2: INDUCTION WELDED ROOF COVER**
*Note: All areas where the existing metal panels do not lay flush on the underlying purlin shall have a 0.25-inch diameter pilot hole pre-drilled into the panel prior to driving the Purlin Fastener into the purlin.*

System No.	Substrate <a href="#">(Note 1)</a>	Insulation Layer	Attach		Roof Cover <a href="#">(Note 15B)</a>	MDP (psf)
			Fasten <a href="#">(Note 11)</a>	Spacing		
R-75	Existing standing seam or lap seam metal roof covers having min. 3/16-inch to max. ¼-inch thick steel purlins spaced max. 60-inch o.c.	One or more layers, any combination, prelim. attached <a href="#">(Note 5)</a>	GenFast Purlin Fastener (T) and EZ TPO InvisiWeld Plate are fastened through to purlins	18-inch o.c. along purlins	EZ TPO induction welded with RhinoBond Tool in accordance with manufacturer's instructions.	-30.0
R-76	Existing standing seam or lap seam metal roof covers having min. 3/16-inch to max. ¼-inch thick steel purlins spaced max. 60-inch o.c.	One or more layers, any combination, prelim. attached <a href="#">(Note 5)</a>	GenFast Purlin Fastener (T) and EZ TPO InvisiWeld Plate are fastened through to purlins	12-inch o.c. along purlins	EZ TPO induction welded with RhinoBond Tool in accordance with manufacturer's instructions.	-45.0
R-77	Existing standing seam or lap seam metal roof covers having min. ¼-inch thick steel purlins spaced max. 120-inch o.c.	One or more layers, any combination, prelim. attached <a href="#">(Note 5)</a>	GenFast Purlin Fastener (T) and EZ TPO InvisiWeld Plate are fastened through to purlins	6-inch o.c. along purlins	EZ TPO induction welded with RhinoBond Tool in accordance with manufacturer's instructions.	-52.5
R-78	Existing standing seam or lap seam metal roof covers having min. 3/16-inch to max. ¼-inch thick steel purlins spaced max. 60-inch o.c.	One or more layers, any combination, prelim. attached <a href="#">(Note 5)</a>	GenFast Purlin Fastener (T) and EZ TPO InvisiWeld Plate are fastened through to purlins	6-inch o.c. along purlins	EZ TPO induction welded with RhinoBond Tool in accordance with manufacturer's instructions.	-82.5

**TABLE 7C: STEEL - RECOVER**
**SYSTEM TYPE D-1: INSULATED, MECHANICALLY ATTACHED ROOF COVER**
*Note: All areas where the existing metal panels do not lay flush on the underlying purlin shall have a 0.25-inch diameter pilot hole pre-drilled into the panel prior to driving the Purlin Fastener into the purlin.*

System No.	Substrate <a href="#">(Note 1)</a>	Insulation		Roof Cover <a href="#">(Note 15A)</a>			MDP (psf)
		Type	Attach <a href="#">(Note 5)</a>	Membrane	Fastener <a href="#">(Note 11)</a>	Attach	
R-79	Existing standing seam or lap seam metal roof covers having min. 3/16-inch to max. ¼-inch thick steel purlins spaced max. 72-inch o.c.	One or more layers, any combination	prelim. attached	EZ TPO	GenFast Purlin Fastener (T) and GenFlex HD Seam Plate	18-inch o.c. within 6-inch wide laps spaced max. 72-inch o.c. to engage steel purlin. Laps sealed with 1.5-inch heat weld.	-30.0
R-80	Existing standing seam or lap seam metal roof covers having min. 3/16-inch to max. ¼-inch thick steel purlins spaced max. 114-inch o.c.	One or more layers, any combination	prelim. attached	EZ TPO	GenFast Purlin Fastener (T) and GenFlex HD Seam Plate	12-inch o.c. within 6-inch wide laps spaced max. 114-inch o.c. to engage steel purlin. Laps sealed with 1.5-inch heat weld.	-30.0
R-81	Existing standing seam or lap seam metal roof covers having min. 3/16-inch to max. ¼-inch thick steel purlins spaced max. 142-inch o.c.	One or more layers, any combination	prelim. attached	EZ TPO	GenFast Purlin Fastener (T) and GenFast Coiled Bar Anchors	12-inch o.c. within 6-inch wide laps spaced max. 142-inch o.c. to engage steel purlin. Laps sealed with 5-inch heat weld that encapsulates the batten and fasteners or are primed with Elevate UltraPly TPO QuickPrime and sealed with UltraPly TPO QuickSeam Flashing.	-30.0
R-82	Existing standing seam or lap seam metal roof covers having min. 3/16-inch to max. ¼-inch thick steel purlins spaced max. 90-inch o.c.	One or more layers, any combination	prelim. attached	EZ TPO	GenFast Purlin Fastener (T) and GenFlex HD Seam Plate	12-inch o.c. within 6-inch wide laps spaced max. 90-inch o.c. to engage steel purlin. Laps sealed with 1.5-inch heat weld.	-45.0
R-83	Existing standing seam or lap seam metal roof covers having min. 3/16-inch to max. ¼-inch thick steel purlins spaced max. 142-inch o.c.	One or more layers, any combination	prelim. attached	EZ TPO	GenFast Purlin Fastener (T) and GenFlex HD Seam Plate	6-inch o.c. within 6-inch wide laps spaced max. 142-inch o.c. to engage steel purlin. Laps sealed with 1.5-inch heat weld.	-52.5

**TABLE 7D: STEEL - RECOVER**
**SYSTEM TYPE D-1: INSULATED, MECHANICALLY ATTACHED ROOF COVER (RMA STRIPS)**

Note: All areas where the existing metal panels do not lay flush on the underlying purlin shall have a 0.25-inch diameter pilot hole pre-drilled into the panel prior to driving the Purlin Fastener into the purlin.

System No.	Substrate <a href="#">(Note 1)</a>	Insulation		Roof Cover <a href="#">(Note 15A)</a>			MDP <a href="#">(psf)</a>
		Type	Attach <a href="#">(Note 5)</a>	Membrane	Fasten <a href="#">(Note 11)</a>	Attach	
R-84	Existing standing seam or lap seam metal roof covers having min. 3/16-inch to max. ¼-inch thick steel purlins spaced max. 10-ft o.c.	One or more layers, any combination	prelim. attached	EZ TPO	GenFast Purlin Fastener (T) and GenFast Coiled Bar Anchor	GenFlex TPO Peel & Stick RMA are applied over the insulation spaced 120-inch o.c. positioned over each steel purlin location. The batten is centered over each strip and fastened into the purlins 6-inch o.c. Roof cover adhered to each strip by first priming the membrane underside with Elevate UltraPly TPO QuickPrime at the strip location, then rolling into place with a hand roller. The min. 2-inch side laps are sealed with a min. 1.5-inch outside heat weld.	-45.0

**TABLE 7E: RECOVER APPLICATIONS**
**SYSTEM TYPE E-1: NON-INSULATED, MECHANICALLY ATTACHED ROOF COVER**

System No.	Substrate <a href="#">(Note 1)</a>	Roof Cover			MDP <a href="#">(psf)</a>
		Membrane	Fasten <a href="#">(Note 11)</a>	Attach	
R-85	Min. 22 ga., type B, Grade 33 steel or min. 2,500 psi structural concrete	EZ Fleece Backed TPO	GenFlex Heavy Duty Fastener with GenFlex HD Seam Plate	12-inch o.c. within 6-inch wide laps spaced 114-inch o.c. Laps sealed with 1.5-inch heat weld.	-30.0
R-86	Min. 22 ga., type B, Grade 80 steel	EZ Fleece Backed TPO	GenFlex Heavy Duty Plus Fastener with GenFlex HD Plus Seam Plate	12-inch o.c. within 6-inch wide laps spaced 114-inch o.c. Laps sealed with 1.5-inch heat weld.	-45.0
R-87	Min. 22 ga., type B, Grade 33 steel or min. 2,500 psi structural concrete	EZ Fleece Backed TPO	GenFlex Heavy Duty Fastener with GenFlex HD Seam Plate	6-inch o.c. within 6-inch wide laps spaced 114-inch o.c. Laps sealed with 1.5-inch heat weld.	-45.0
R-88	Min. 22 ga., type B, Grade 80 steel	EZ Fleece Backed TPO	GenFlex Heavy Duty Plus Fastener with GenFlex HD Plus Seam Plate	6-inch o.c. within 6-inch wide laps spaced 114-inch o.c. Laps sealed with 1.5-inch heat weld.	-67.5

**TABLE 7F: RECOVER APPLICATIONS**
**SYSTEM TYPE F: NON-INSULATED, BONDED ROOF COVER**

<sup>A</sup> The reported MDP documents the allowable maximum design pressure of the new roof cover when adhered to the substrate, irrespective of the deck type (See Note 1) or performance of the substrate (See Note 12). The deck and substrate shall be capable of resisting the project design pressure requirements, not to exceed the noted MDP, to the satisfaction of the Authority Having Jurisdiction

System No.	Substrate <a href="#">(Note 1 and Note 12)</a>	Primer	Roof Cover <a href="#">(Note 15)</a>		MDP <a href="#">(psf)<sup>A</sup></a>
			Type	Application	
R-89	Existing fully-adhered, granule-surfaced, modified bitumen roof cover	None	EZ Fleece Backed TPO	Quick Dual (RIBBON, 4 or SPATTER)	-142.5
R-90	Existing fully-adhered, granule-surfaced, modified bitumen roof cover	None	EZ Fleece Backed TPO	EZ-TPO-FB-Stick (RIBBON, 6)	-142.5
R-91	Existing fully-adhered, asphaltic built-up roof cover	None	EZ Fleece Backed TPO	Quick Dual (RIBBON, 4 or SPATTER)	-232.0
R-92	Existing fully-adhered, asphaltic built-up roof cover	None	EZ Fleece Backed TPO	EZ-TPO-FB-Stick (RIBBON, 4)	-315.0
R-93	Existing fully-adhered, asphaltic built-up roof cover or existing, fully-adhered, granule-surfaced modified bitumen roof cover	None	EZ Fleece Backed TPO	Hot asphalt	-495.0