


# Product Data Sheet



## Insulation Attachment Patterns

Item Description
Insulation Fastening Patterns

### Description

The diagrams below show the required patterns for proper placement of approved fasteners and plates for insulation on Standard GenFlex 55 mph Roofing Systems.

The most common fastener density and pattern requirements are shown on this technical information sheet. Certain specifications may call for increased densities of fasteners in the perimeters and corners of roofs. For non-standard fastener densities, contact GenFlex Technical Services at 800-428-4511 or visit the GenFlex Website at [www.genflex.com](http://www.genflex.com).

FASTENING RATES FOR INSULATION IN ADHERED MEMBRANE SINGLE-PLY SYSTEMS <sup>1</sup>			
Roofing System Limited Warranty	Thicknesses	Insulation	Insulation/Substrate Attachment <sup>2</sup>
			Min. # of Fasteners per 4' x 8' boards
55 mph (20 Year Max.)	1/4"	DensDeck® Prime	12
	1/2"		8
	5/8"		8
	1/4"	Securock®	10
	1/2"		8
	5/8"		8
	1/4"	DEXcell FA™ Glass Mat	12
	1/2"		8
	5/8"		8
	7/16"	DEXcell Cement Board	10
	5/8"		8
	5/8"	DEXcell FA VSH™ Glass Mat	8
	1/2"	GenFlex HD ISO	12
	1/2" – 1.4"	GenFlex GL ISO / GenFlex CG ISO	16
	1.5" – 1.9"		12
	≥ 2"		8
	1.5"	GenFlex HD ISO Composite	12
	2"		8
1.5"	GenFlex HG ISO	12	
2"		8	
5/8"	DensDeck® StormX™ Prime <sup>1</sup>	8	

**NOTE:**

- Uplift requirements for the project may require increased fastening rates than those listed above. The rates listed in these tables are for warranty purposes only. Contact an GenFlex representative for rates related to special warranty terms or conditions.
- Applications where adhesives are used to adhere insulations directly to the steel deck require that the deck be clean, smooth, dry, and free of all processing oils or other contaminants. Bead spacing in this type of application may be increased from those listed above. Contact an GenFlex representative for further information.

## FASTENING RATES FOR INSULATION IN MECHANICALLY ATTACHED SINGLE-PLY SYSTEMS<sup>1</sup>

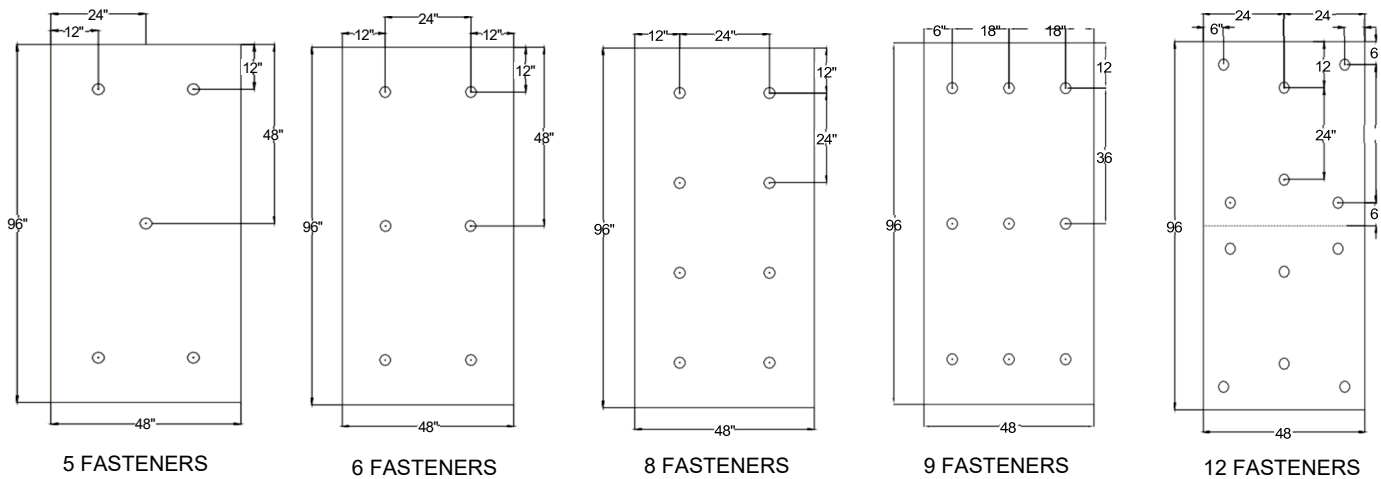
Maximum Warranty Term	Top Layer of Insulation		Number of Fasteners per Insulation Board <sup>2</sup>			
	Insulation	Thickness	No Air Retarder		With an Air Retarder <sup>2</sup>	
			4' x 4' Board	4' x 8' Board	4' x 4' Board	4' x 8' Board
Up to 20-Year	GenFlex GL ISO / GenFlex CG ISO	1.0" - 1.4"	4	5	8	16
		1.5" - 1.9"	4	5	6	12
		2.0" - 4"	4	5	4	8
	Dens Deck/ Dens Deck Prime Securock	1/4"	4	5	8	16
		1/2"	4	5	6	12
		5/8"	4	5	4	8
	DensDeck StormX Prime <sup>4</sup>	5/8"	4	5	4	8
	DEXcell™ Glass Mat	1/4"	4	5	8	16
		1/2"	4	5	6	12
		5/8"	4	5	4	8
	DEXcell FA Glass Mat	1/4"	4	5	8	16
		1/2"	4	5	6	12
		5/8"	4	5	4	8
	DEXcell Cement Board	7/16"	4	5	5	10
		5/8"	4	5	4	8
	DEXcell FA VSH Glass Mat	5/8"	4	5	4	8
	GenFlex HG ISO	1.5" min.	4	5	8	16
	GenFlex HD ISO	1/2"	4	5	6	12
GenFlex HD Comp.	1" min.	4	5	8	16	
APA Rated OSB	7/16" min.	4	5	8	16	
Structodek	1/2" - 1"	4	5	8	16	

**NOTE:**

- Rates in this table may differ from tested assemblies. In such a case the more stringent rate should be used. Rates in this table refer to minimum warranty requirements for a standard Roofing System Limited 20 Year Warranty unless noted.
- The use of an Air Retarder requires that the cover board/insulation pre-securement be increased to accommodate the added uplift the system may experience due to the retarder. Proper application details for the air retarder should be followed.
- Uplift requirements for the project may require increased fastening rates than those listed above. The rates listed in these tables are for warranty purposes only. Contact an GenFlex representative for rates related to special warranty terms or conditions.

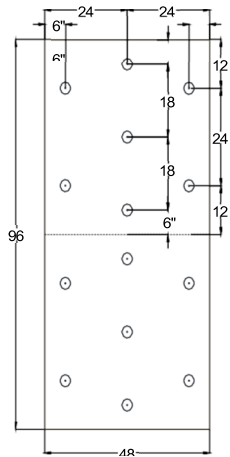
## FASTENING PATTERNS: REPRESENTING 4' X 8' INSULATION BOARDS

Please refer to the above-mentioned attachment patterns for a specific board attachment rate.

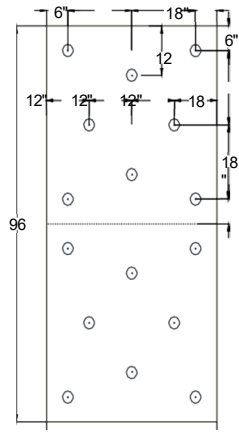


**CONTINUED FASTENING PATTERNS: REPRESENTING 4' X 8' INSULATION BOARDS**

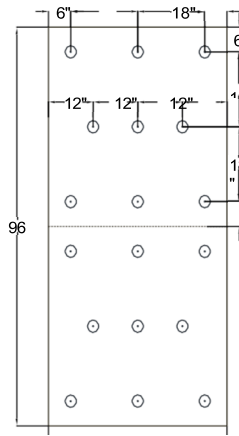
Please refer to the above-mentioned attachment patterns for a specific board attachment rate.



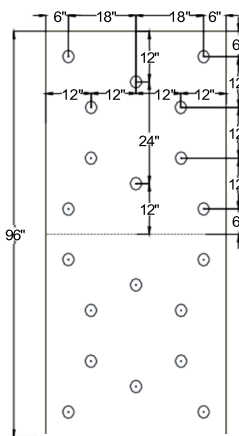
14 FASTENERS



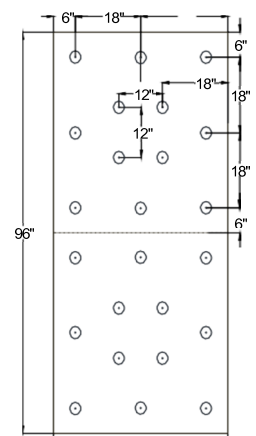
16 FASTENERS



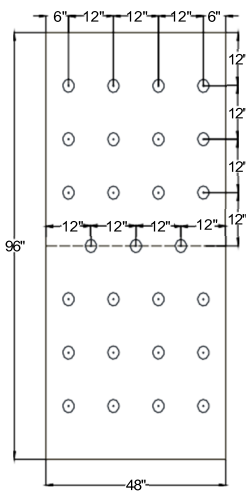
18 FASTENERS



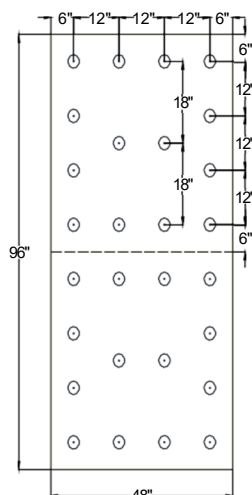
20 FASTENERS



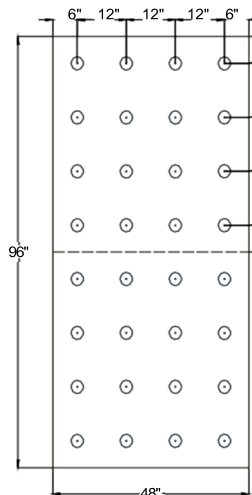
24 FASTENERS



27 FASTENERS



28 FASTENERS



32 FASTENERS



FM Global Fastening Pattern for 1-90 Attachment of GenFlex HD ISO Cover Board

Please contact GenFlex Technical Services at 800-428-4511 for further information.

This sheet is meant to highlight GenFlex products and specifications and is subject to change without notice. Amrize takes responsibility for furnishing quality materials that meet published GenFlex product specifications or other technical documents, subject to normal manufacturing tolerances. Neither Amrize nor its representatives practice architecture. Amrize offers no opinion on and expressly refuses any responsibility for the soundness of any structure. Amrize accepts no liability for structural failure or resultant damages. Consult a competent structural engineer prior to installation if the structural soundness or structural ability to properly support a planned installation is in question. No Amrize representative is authorized to vary this disclaimer.