


ENVIRONMENTAL PRODUCT DECLARATION

Thermoplastic Polyolefin [TPO] Membrane - **MECHANICALLY ATTACHED**



GENERAL INFORMATION

This cradle-to-gate with options Environmental Product Declaration covers a TPO Single Ply Roofing Membrane product produced at Wellford plant. The Life Cycle Assessment (LCA) was prepared in conformity with ISO 21930, ISO 14025, ISO 14040, and ISO 14044 and Sub-category Product Category Rules: PCR for Single Ply Roofing Membranes (ASTM International, NSF International, 2024). This EPD is intended for business-to-business (B-to-B) audiences.



Amrize Building Envelope LLC

26 Century Boulevard, Suite 205
Nashville, Tennessee 37214



Wellford Plant

320 Innovation Way
Wellford, South Carolina 29385



Program Operator

ASTM International
100 Barr Harbor Drive
West Conshohocken, PA 19428
610-832-9500
www.astm.org

EPD# 885

January 31, 2025
Valid for 5 years



LCA/EPD Developer

Climate Earth, Inc.
137 Park Place, Suite 204
Pt Richmond, CA 94801
415-391-2725
www.climateearth.com

ISO 21930; Sustainability in buildings and civil engineering works — Core rules for environmental product declarations of construction products and services (2017) serves as the core PCR; PCR for Single Ply Roofing Membranes, Version 2.0 extended (ASTM International, NSF International, 2024) serves as the sub-category PCR.

- Sub-category PCR review was conducted by **Thomas P. Gloria**, PhD., Industrial Ecology Consultants (t.gloria@industrial-ecology.com), **Jack Geibig**, Ecoform (jgeibig@ecoform.com), & **Bill Stough**, Sustainable Research Group (bstough@sustainableresearchgroup.com)
- Independent verification of the declaration, according to ISO 21930:2017 and ISO 14025:2006.: internal external
- Third party verifier: **Thomas P. Gloria**, PhD. (t.gloria@industrial-ecology.com) • Industrial Ecology Consultants
- For additional explanatory material Manufacture Representative: **Sherrie MacWilliams** (sherrie.macwilliams@amrize.com)
- This LCA EPD was prepared by: **Coby Olson**, Senior LCA and EPD Project Manager • Climate Earth (www.climateearth.com)



PRODUCER

Amrize Building Envelope LLC delivers high-performance solutions that make the entire building envelope more sustainable for customers around the world. We are committed to raising the standards of building solutions by delivering superior quality and innovation while addressing industry needs.

Our offerings cover a comprehensive range of residential and commercial roofing, wall and lining systems, insulation, and waterproofing solutions for a variety of industries from construction to marine and aerospace. Our powerful portfolio brands include Elevate, Duro-Last, Malarkey Roofing Products, GenFlex, Gaco, and Enverge. Visit amrize.com to learn more.

Amrize's Wellford, SC facility is ISO 9000 certified, and manufactures GenFlex thermoplastic polyolefin membrane for use in commercial roofing systems. The facility is 27,600 square feet and opened in 1997.



PRODUCT: GenFlex EZ TPO Membrane

Suitable for a variety of low-slope commercial roofing applications, GenFlex EZ TPO (thermoplastic polyolefin) is a flexible roofing membrane produced with polyester weft-inserted reinforcement. It is available in reflective white, tan or gray, which can help reduce a building's cooling requirements. White and tan GenFlex EZ TPO membranes are also listed with the Cool Roof Rating Council (CRRC). Additionally, GenFlex EZ TPO can contribute to LEED® certification. GenFlex EZ TPO membranes manufactured at the Muscle Shoals facility do not contain hazardous materials.

FIGURE 1

Thermoplastic Polyolefin (TPO) Membrane



The products covered in this EPD meet the following physical properties:

TABLE 1
Performance Properties & Related Standards

PROPERTIES	TEST METHOD	PERFORMANCE MINIMUM	TYPICAL PERFORMANCE: 45 MIL	TYPICAL PERFORMANCE: 60 MIL	TYPICAL PERFORMANCE: 80 MIL
Overall Thickness (Thickness Above Fleece)	D 751	0.039* (1.0 mm)	0.045" (1.14 mm) ± 10%	0.060" (1.52 mm) ± 10%	0.080" (2.03 mm) ± 10%
Coating Over Scrim	D 7635	0.015* (0.38 mm)	0.017" (0.43 mm)	0.021" (0.53 mm)	0.033" (0.84 mm)
Breaking Strength	D 751, Grab Method	220 lbf (979 N)	340 lbf (1,512 N)	390 lbf (1735 N)	460 lbf (2,046 N)
Elongation of Reinforcement Break	D 751, Grab Method	15%	25%	25%	25%
Tearing Strength	D 751	55lbf (245N)	120 lbf (534 N)	120 lbf (534 N)	120 lbf (534 N)
Brittleness Point	D 2137	-40 °F (-40 °C)	Pass	Pass	Pass
Ozone Resistance, No Cracks	D 1149	Pass (No Cracks)	Pass	Pass	Pass
PROPERTIES AFTER HEAT AGING (RETAINED VALUES) ASTM D 573*5378 h (224 days or 32 weeks at 240 °F (116 °C))					
Breaking Strength	D 751, Grab Method	90% minimum	>90%	>90%	>90%
Elongation at Break	D 751, Grab Method	90% minimum	>90%	>90%	>90%
Tearing Strength	D 751	60% minimum	>60%	>60%	>60%
Weight of Change	--	±1% maximum	<1%	<1%	<1%
Linear Dimension Change	D1204, 6h at 158 °F (70 °C)	±1% maximum	<1%	<1%	<1%
Water Absorption	D 471	± 3% Maximum	<3%	<3%	<3%
Weather Resistance *	G 155	10,800 kJ/m ² Minimum	>60,000 kJ/ m ²	>60,000 kJ/ m ²	>60,000 kJ/ m ²
Puncture Resistance	FTM 101C, Method 2031	--	265 (1,180)	300 (1,300)	450 LBF (2,002 N)
Dynamic Puncture Resistance MD	D 5635	--	Pass (20 J)	Pass (40 J)	Pass (60 J)
Dynamic Puncture Resistance CD	D 5635	--	Pass (35 J)	Pass (50 J)	Pass (60 J)
Static Puncture Resistance	--	--	Pass (25 kg)	Pass (25 kg)	Pass (25 kg)
Air Permeance (Material)	--	< 0.004 ft ³ /ft ²	Pass	Pass	Pass

*176 °F (80 °C) Black Panel, no cracking crazing when wrapped around a 3" (76.2mm) mandrel and inspected at 7X magnification

1. The ASTM 2178 values listed above are for the air permeance of the GenFlex EZ TPO Membrane component only.

2. When system design includes an air barrier, please consult your GenFlex Technical Services Advisor for additional roof system securement enhancements.

3. Consult the Designer / Architect, Code Agency or Authority having Jurisdiction (AHJ) for requirements regarding the selection and use of an appropriate air barrier material, and its installation into the building envelope.

TABLE 2
Product Components

MATERIAL	% WEIGHTED AVERAGE COMPOSITION
Resin (TPO)	50.0 – 80.0
Flame Retardant	10.0 – 40.0
Polyester Scrim	3.0 – 9.0
Stabilizer and Other Additives	1.0 – 5.0
TPO Scrap (Internally)	0.0 – 3.0

LIFE CYCLE ASSESSMENT

DECLARED UNIT

The declared unit is one square meter (1 m²) of single-ply roofing membrane for a stated product thickness.

SYSTEM BOUNDARY

This EPD is a cradle-to-gate with options EPD, covering the life cycle stages indicated in Table 3. Modules C1 and C3 do not contribute to the end of life scenarios considered, so they are declared as zero.

TABLE 3
Life Cycle Product Stages

PRODUCTION STAGE (MANDATORY)			CONSTRUCTION STAGE		USE STAGE							END-OF-LIFE STAGE			
Extraction and upstream production	Transport to factory	Manufacturing	Transport to site	Installation	Use	Maintenance	Repair	Replacement	Refurbishment	Operational energy use	Operational water use	De-construction / Demolition	Transport to waste processing or disposal	Waste processing	Disposal of waste
A1	A2	A3	A4	A5	B1	B2	B3	B4	B5	B6	B7	C1	C2	C3	C4
X	X	X	X	X	MND	MND	MND	MND	MND	MND	MND	X	X	X	X

NOTE: MND = module not declared; X = module included.

CUT-OFF

Items excluded from system boundary include:

- production, manufacture and construction of manufacturing capital goods and infrastructure;
- production and manufacture of production equipment, delivery vehicles, and laboratory equipment;
- personnel-related activities (travel, furniture, and office supplies); and
- energy and water use related to company management and sales activities that may be located either within the factory site or at another location.

COMPARISON

Only EPDs prepared from cradle-to-grave life-cycle results, and based on the same function, quantified by the same functional unit, and taking account of replacement based on the product reference service life (RSL) relative to an assumed building service life, can be used to assist purchasers and users in making informed comparisons between products. As this EPD is prepared from cradle-to-gate with options, this document shall not be used for comparison between products per Section 5.5 of the PCR (ASTM International, NSF International, 2024).

ALLOCATION PROCEDURE

Allocation follows the requirements and guidance of ISO 14044:2006, Clause 4.3.4; and ISO 21930:2017 section 7.2. Recycling and recycled content is modeled using the cut-off rule.

MANUFACTURING

A1-A3, PRODUCTION STAGE

Compounding Process Description

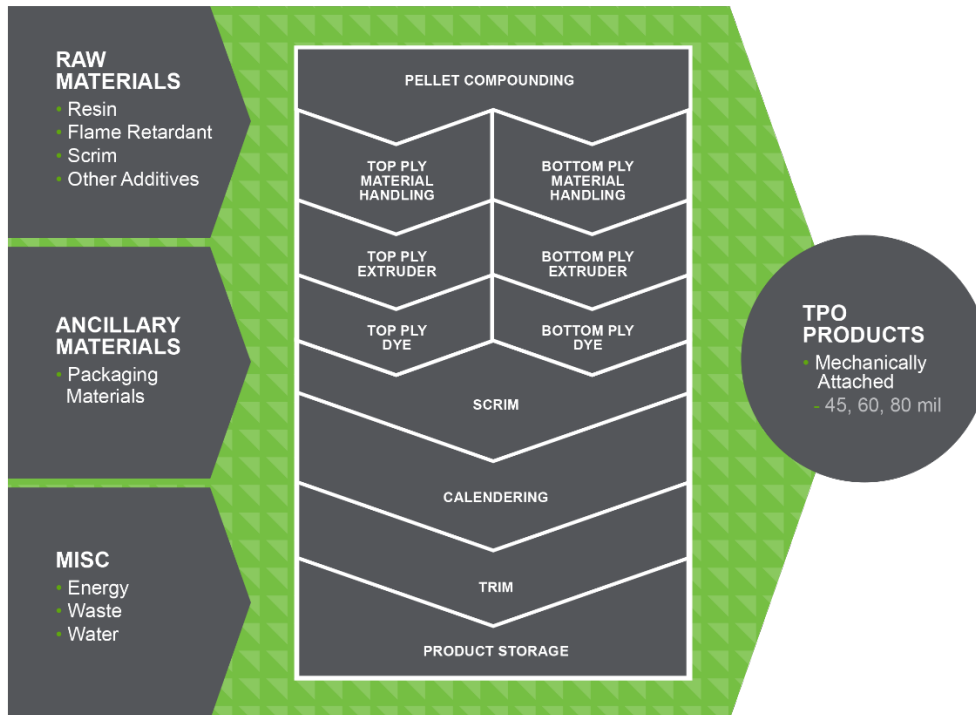
TPO compounding is a process that mixes polymer and filler materials, along with additives, to create a homogeneous compound. The materials are transferred to an extruder, which softens and compresses the material and presses it toward a die outlet that makes the pellet. The finished pellets are collected and used as the raw material in the thermoplastic olefin roofing manufacturing line. Raw materials are received by truck or rail.

TPO Roofing Manufacturing

The raw material pellets are stored in silos. The manufacturing process consists of two sets of two extruders each, one set of extruders processes the top layer of the membrane, and the other set of extruders processes the bottom layer. Each set of extruders melts polyethylene/polypropylene pellets and extrudes them into a continuous sheet of polymer that encases a layer of fabric. The sheet of polymer passes through a calendaring process that compresses and flattens the membrane. After the calendaring process, the sheet is cooled, and the edges are trimmed to a specific membrane width. The trimmed edges are ground and reused in the manufacturing process. The membrane is wound into rolls and packaged as a finished product.

FIGURE 2

Process Flow Diagram of TPO Manufacturing



A4, TRANSPORTATION

An average truck and transport distance of 385 miles from the plant to the construction site is assumed.

A5, INSTALLATION

The installation scenario includes the energy and ancillary materials typically consumed to mechanically attach a TPO membrane on a standard-shaped roof of 25,000 square feet, with a total TPO membrane weight of 7,275 pounds. Waste from packaging includes cardboard, paper, and wood pallets.

B1 – B7 USE STAGE

As defined in the PCR, the Building Estimated Service Life (ESL) is 75 years. Use stage information modules have been omitted from this LCA study.

C1 – C4 END-OF-LIFE STAGE

At the end of building service life and during roof replacement, the TPO roofing membranes may be reused, recovered and repurposed, or disposed. This study does not take reuse and recovery into account, and it is assumed that insulation is removed when the building is decommissioned and disposed of in a landfill, for which an average distance and specific end of life LCI is applied. Therefore, it is assumed zero impacts come from demolition and waste processing.

LIFE CYCLE ASSESSMENT RESULTS

This declaration is cradle-to-gate with options. As discussed in the Life Cycle Assessment System Boundaries section, Modules C1 and C3 do not contribute to impacts and are declared as zero. Modules B1-B7 and Optional Module D – Benefits and Loads Beyond the System Boundary – are not included in this LCA study. Only relevant stages are presented with results, to make it easier to follow. Table 4 presents results for the declared unit, 1 m² of single-ply roofing membrane, of the stated product thicknesses.

TABLE 4: **GenFlex EZ TPO Membrane, Mechanically Attached Products, per 1 m²**

IMPACT ASSESSMENT UNIT	PRODUCTION (A1-A3)	TRANSPORT (A4)	INSTALLATION (A5)	TRANSPORT TO DISPOSAL OF WASTE (C2)	DISPOSAL OF WASTE (C4)
Global warming potential (GWP)¹; kg CO₂ eq					
45 mils	3.20	6.76E-02	0.11	6.05E-03	8.46E-03
60 mils	4.12	8.71E-02	0.11	7.79E-03	1.09E-02
80 mils	5.54	0.12	0.11	1.05E-02	1.46E-02
Depletion potential of the stratospheric ozone layer (ODP); kg CFC-11 eq					
45 mils	1.41E-06	2.82E-12	1.36E-08	2.53E-13	3.17E-09
60 mils	1.81E-06	3.64E-12	1.36E-08	3.26E-13	4.08E-09
80 mils	2.43E-06	4.89E-12	1.36E-08	4.38E-13	5.49E-09
Eutrophication potential (EP); kg N eq					
45 mils	3.52E-03	4.95E-05	1.04E-03	4.02E-06	8.71E-06
60 mils	4.54E-03	6.38E-05	1.04E-03	5.18E-06	1.12E-05
80 mils	6.09E-03	8.58E-05	1.04E-03	6.96E-06	1.51E-05
Acidification potential of soil and water sources (AP); kg SO₂ eq					
45 mils	1.12E-02	8.30E-04	1.50E-04	6.74E-05	6.04E-05
60 mils	1.44E-02	1.06E-03	1.50E-04	8.68E-05	7.78E-05
80 mils	1.93E-02	1.43E-03	1.50E-04	1.20E-04	1.00E-04
Formation potential of tropospheric ozone (POCP); kg O₃ eq					
45 mils	0.16	2.10E-02	1.43E-03	1.70E-03	1.72E-03
60 mils	0.21	2.71E-02	1.43E-03	2.19E-03	2.22E-03
80 mils	0.28	3.64E-02	1.43E-03	2.94E-03	2.98E-03
Resource Use					
Abiotic depletion potential for non-fossil mineral resources (ADP_{elements}); kg Sb eq					
45 mils	4.96E-06	0.00	8.02E-09	0.00	8.76E-09
60 mils	6.39E-06	0.00	8.02E-09	0.00	1.13E-08
80 mils	8.58E-06	0.00	8.02E-09	0.00	1.52E-08
Abiotic depletion potential for fossil resources (ADP_{fossil}); MJ, NCV					
45 mils	85.7	0.96	1.15	8.58E-02	0.21
60 mils	110	1.24	1.15	0.11	0.27
80 mils	148	1.66	1.15	0.15	0.36
Renewable primary energy resources as energy (fuel) (RPRE)²; MJ, NCV					
45 mils	2.98	0.00	6.80E-03	0.00	1.39E-03
60 mils	3.83	0.00	6.80E-03	0.00	1.79E-03
80 mils	5.15	0.00	6.80E-03	0.00	2.41E-03
Renewable primary resources as material (RPRM)²; MJ, NCV					
45 mils	0.00	0.00	0.00	0.00	0.00
60 mils	0.00	0.00	0.00	0.00	0.00
80 mils	0.00	0.00	0.00	0.00	0.00
Non-renewable primary resources as energy (fuel) (NRPRE)²; MJ, NCV					
45 mils	91.8	0.96	1.19	8.58E-02	0.21
60 mils	118	1.24	1.19	0.11	0.27
80 mils	159	1.66	1.19	0.15	0.36
Non-renewable primary resources as material (NRPRM)²; MJ, NCV					
45 mils	0.00	0.00	0.00	0.00	0.00
60 mils	0.00	0.00	0.00	0.00	0.00
80 mils	0.00	0.00	0.00	0.00	0.00
Consumption of fresh water (FW)²; m³					
45 mils	0.62	0.00	3.20E-04	0.00	2.30E-04
60 mils	0.80	0.00	3.20E-04	0.00	2.90E-04
80 mils	1.07	0.00	3.20E-04	0.00	3.90E-04
Secondary Material, Fuel and Recovered Energy					
Secondary Materials (SM)²; kg					
45 mils	0.00	0.00	0.00	0.00	0.00
60 mils	0.00	0.00	0.00	0.00	0.00
80 mils	0.00	0.00	0.00	0.00	0.00
Renewable secondary fuels (RSF)²; MJ, NCV					
45 mils	0.00	0.00	0.00	0.00	0.00
60 mils	0.00	0.00	0.00	0.00	0.00


¹GWP 100; 100-year time horizon GWP factors are provided by the IPCC 2013 Fifth Assessment Report (AR5).
CO₂ from biogenic secondary fuels used in kiln are climate neutral (CO₂ sink = CO₂ emissions), ISO 21930, 7.2.7.
² Calculated per ACLCA ISO 21930 Guidance.

80 mils	0.00	0.00	0.00	0.00	0.00
Non-renewable secondary fuels (NRSF)³; MJ, NCV					
45 mils	0.00	0.00	0.00	0.00	0.00
60 mils	0.00	0.00	0.00	0.00	0.00
80 mils	0.00	0.00	0.00	0.00	0.00
Recovered energy (RE)³; MJ, NCV					
45 mils	0.00	0.00	0.00	0.00	0.00
60 mils	0.00	0.00	0.00	0.00	0.00
80 mils	0.00	0.00	0.00	0.00	0.00
Waste & Output Flows					
Hazardous waste disposed (HW)³; kg					
45 mils	0.00	0.00	0.00	0.00	0.00
60 mils	0.00	0.00	0.00	0.00	0.00
80 mils	0.00	0.00	0.00	0.00	0.00
Non-hazardous waste disposed (NHWD)³; kg					
45 mils	0.00	0.00	0.11	0.00	1.13
60 mils	0.00	0.00	0.11	0.00	1.45
80 mils	0.00	0.00	0.11	0.00	1.95
High-level radioactive waste (HLRW)³; kg					
45 mils	2.45E-09	0.00	1.88E-11	0.00	2.35E-12
60 mils	3.15E-09	0.00	1.88E-11	0.00	3.03E-12
80 mils	4.24E-09	0.00	1.88E-11	0.00	4.08E-12
Intermediate and low-level radioactive waste (ILLRW)³; kg					
45 mils	1.42E-08	0.00	9.06E-11	0.00	1.13E-11
60 mils	1.82E-08	0.00	9.06E-11	0.00	1.46E-11
80 mils	2.45E-08	0.00	9.06E-11	0.00	1.96E-11
Components for reuse (CRU)³; kg					
45 mils	0.00	0.00	0.00	0.00	0.00
60 mils	0.00	0.00	0.00	0.00	0.00
80 mils	0.00	0.00	0.00	0.00	0.00
Materials for recycling (MR)³; kg					
45 mils	3.72E-02	0.00	0.00	0.00	0.00
60 mils	4.79E-02	0.00	0.00	0.00	0.00
80 mils	6.43E-02	0.00	0.00	0.00	0.00
Materials for energy recovery (MER)³; kg					
45 mils	1.07E-06	0.00	0.00	0.00	0.00
60 mils	1.37E-06	0.00	0.00	0.00	0.00
80 mils	1.85E-06	0.00	0.00	0.00	0.00
Recovered energy exported from the product system (EE)³; MJ, NCV					
45 mils	0.00	0.00	0.00	0.00	0.00
60 mils	0.00	0.00	0.00	0.00	0.00
80 mils	0.00	0.00	0.00	0.00	0.00

* Emerging LCA impact categories and inventory items are still under development and can have high levels of uncertainty that preclude international acceptance pending further development. Use caution when interpreting data in these categories. The following optional indicators are not reported and also have high levels of uncertainty: Land use related impacts, toxicological aspects, and emissions from land use change

**Only EPDs prepared from cradle-to-grave life-cycle results and based on the same function, quantified by the same functional unit, and taking account of replacement based on the product reference service life (RSL) relative to an assumed building service life, can be used to assist purchasers and users in making informed comparisons between products.

ADDITIONAL ENVIRONMENTAL INFORMATION



TPO Mechanically Attached Roof System

1. GenFlex EZ TPO Membrane

- White GenFlex EZ TPO membrane achieves an initial Solar Reflectance Index (SRI) rating of 98 and a three-year aged value of 83, as determined by the Cool Roof Ratings Council (CRRC) through testing.

2. Metal Plates and Fasteners

3. HD Cover Board (optional) – Mechanically Attached or Adhered

4. ISO GL or ISO CG Insulation – Mechanically Attached or Adhered

- All GenFlex polyisocyanurate insulations use EPA accepted blowing agents. GenFlex HD Cover Board, ISO GL, and ISO CG insulation products incorporate a HCFC-free blowing agent that does not contribute to ozone layer depletion (ODP-free).
- The thermal performance of ISO GL polyisocyanurate insulation is up to 40% better than major competitors when tested by an independent third party in cold temperature 40°F (4°C) applications according to ASTM C1289 standards. The increased R-value per inch means better thermal performance from the same roofing systems using the same amount of insulation compared to leading competitive products on the market today.

5. Steel Deck

REFERENCES

- ACLCA. (2019). ACLCA Guidance to Calculating Non-LCIA Inventory Metrics in Accordance with ISO 21930:2017.
- ASTM International. (April 2020). General Program Instructions.
- ecoinvent. (2021). The ecoinvent Database v.3.8. Zurich, Switzerland: The Swiss Centre for Life Cycle Inventories.
- ISO 14020. (2000). Environmental labels and declarations – General principles.
- ISO 14025. (2006). Environmental labels and declarations, Type III environmental declarations, Principles and procedures.
- ISO 14040. (2006). ISO 14040: Environmental Management – Life Cycle Assessment – Principles and Framework.
- ISO 14044. (2006/Amd 1:2017/Amd 2:2020). Environmental management – Life cycle assessment – Requirements and guidelines
- ISO 21930. (2017). ISO 21930; Sustainability in buildings and civil engineering works – Core rules for environmental product declarations of construction products and services.
- Long Trail Sustainability. (2021). DATASMART (ES-EI Database). Huntington, VT: Long Trail Sustainability.
- National Renewable Energy Laboratory. (2015). U.S. Life-Cycle Inventory (LCI) database.
- NSF International, ASTM International. (2024). Product Category Rule for Single Ply Roofing Membranes (Version 2.0 extended).
- PRé Sustainability. (2020). SimaPro Vers. 9.1.0.8. www.pre-sustainability.com/simapro.
- US EPA. (2014). Tool for the Reduction of Assessment of Chemical and Other Environmental Impacts (TRACI).
- US EPA. (2022). Emissions & Generation Resource Integrated Database (eGRID).

