


Product Data Sheet



Insulation Attachment Patterns

Item Description

Insulation Fastening Patterns

Description

The diagrams below show the required patterns for proper placement of approved fasteners and plates for insulation on Standard GenFlex 55 mph Roofing Systems.

The most common fastener density and pattern requirements are shown on this technical information sheet. Certain specifications may call for increased densities of fasteners in the perimeters and corners of roofs. For non-standard fastener densities, contact GenFlex Technical Services at 800-428-4511 or visit the GenFlex Website at www.genflex.com.

Attachment Of Insulation to Substrate – Adhered Membrane				
Red Shield Warranty	Thickness	Insulation	Insulation / Substrate Attachment ²	
			Minimum Fasteners per 4 x 8 ft board (1.2 x 2.4 m)	Adhesive Ribbon Spacing 4' x 4' boards ³ (1.2 x 3.66 m)
55 mph (20 Year Max.) ³	1/2" – 1.4"	GenFlex GL ISO	16	Bead Spacing (Non-Steel Deck): F12 – P6 – C6 Bead Spacing (Steel Deck): F12 – P6 – C4 ³ Spatter Application⁴: GenFlex: Quick Dual™ ISO Bond 0.318 gal/sq (0.13 L/m ²)
	1.5" – 1.9"	GenFlex ISO	12	
	≥ 2"	GenFlex CG ISO	8	
	1/4"	DensDeck® Prime	12	
	1/2"		8	
	5/8"		8	
	1/4"	Securock® Gypsum-Fiber Board Securock UltraLight Coated Glass-Matt Board	10	
	1/2"		8	
	5/8"		8	
	1/2"	Securock Cement Board	10	
	5/8"		8	
	1/4"	DEXcell FA® Glass Mat	12	
	1/2"		8	
	5/8"		8	
	7/16"	DEXcell® Cement Board	10	
5/8"	8			

Attachment of Insulation to Substrate – Adhered Membrane (Continued)

Red Shield Warranty	Thickness	Insulation	Insulation / Substrate Attachment ²	
			Minimum Fasteners per 4 x 8 ft board (1.2 x 2.4 m)	Adhesive Ribbon Spacing 4' x 4' boards ³ (1.2 x 3.66 m)
55 mph (20 Year Max.) ³	5/8"	DEXcell FA VSH® Glass Mat	8	See Above
	1/2"	HD ISO / 1/2" HD ISO	12	
	1.5"	HD Comp GenFlex HD Composite ISO	12	
	2"		8	
	1.5"	GenFlex NB ISO NailBase Composite Board	12	
	2"		8	
	5/8"	DensDeck® StormX™ Prime ¹	8	
		1/2" Structodek	16	F12 – P6 – C4

NOTE:

1. Uplift requirements for the project may require increased fastening rates than those listed above. The rates listed in these tables are for warranty purposes only. Contact an GenFlex representative for rates related to special warranty terms or conditions.
2. Applications where adhesives are used to adhere insulations directly to the steel deck require that the deck be clean, smooth, dry, and free of all processing oils or other contaminants. Bead spacing in this type of application may be increased from those listed above. Contact an GenFlex representative for further information.
3. Reference increased wind speed section for requirements for adhesion direct to steel decking.
4. Spatter application is not approved for use with Structodek.

Fastening Rates for Insulation in Mechanically Attached Single-Ply Systems¹

Maximum Warranty Term	Top Layer of Insulation		Number of Fasteners per Insulation Board ³			
	Insulation	Thickness	No Air Retarder		With an Air Retarder ²	
			4' x 4' Board	4' x 8' Board	4' x 4' Board	4' x 8' Board
Up to 20-Year	GenFlex GL ISO GenFlex ISO GenFlex CG ISO GenFlex Coated Glass Facer Polyiso	1.0" - 1.4"	4	5	8	16
		1.5" - 1.9"	4	5	6	12
		2.0" - 4"	4	5	4	8
	Dens Deck Dens Deck Prime	1/4"	4	5	8	16
		1/2"	4	5	6	12
		5/8"	4	5	4	8
	DensDeck StormX Prime ⁴	5/8"	4	5	4	8
	Securock® Gypsum-Fiber Board or Securock Ultralight Glass-Mat Board	1/4"	4	5	8	16
		1/2"	4	5	6	12
		5/8"	4	5	4	8
	Securock Cement Board	1/2"	4	5	6	12
		5/8"	4	5	4	8
	Securock UltraLight Coated Glass-Matt Board	1/4"	4	5	8	16
		1/2"	4	5	6	12
		5/8"	4	5	4	8
	DEXcell® Glass Mat DEXcell FA Glass Mat	1/4"	4	5	8	16
		1/2"	4	5	6	12
		5/8"	4	5	4	8
	DEXcell Cement Board	7/16"	4	5	5	10
		5/8"	4	5	4	8

Fastening Rates for Insulation in Mechanically Attached Single-Ply Systems (Continued)

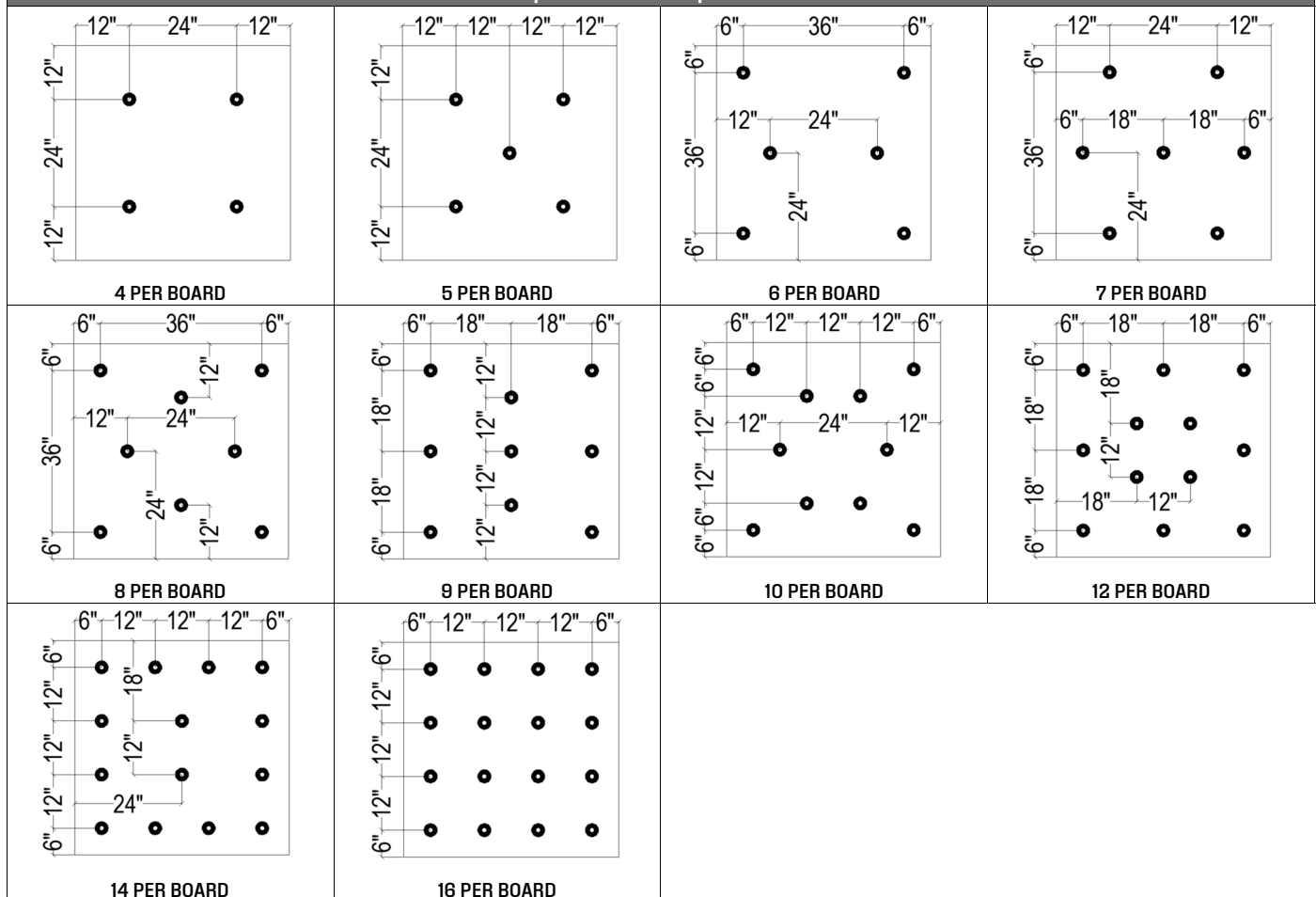
Maximum Warranty Term	Top Layer of Insulation		Number of Fasteners per Insulation Board ³			
	Insulation	Thickness	No Air Retarder		With an Air Retarder ²	
			4' x 4' Board	4' x 8' Board	4' x 4' Board	4' x 8' Board
Up to 20-Year	DEXcell FA VSH Glass Mat	5/8"	4	5	4	8
	GenFlex NB ISO NailBase Composite Board	1.5" min.	4	5	8	16
	HD ISO / 1/2" HD ISO	1/2"	4	5	6	12
	HD Comp GenFlex HD Composite ISO	1" min.	4	5	8	16
	APA Rated OSB	7/16" min.	4	5	8	16
	Structodek	1/2" - 1"	4	5	8	16

NOTE:

1. Rates in this table may differ from tested assemblies. In such a case the more stringent rate should be used. Rates in this table refer to minimum warranty requirements for a standard GenFlex Roofing System 20 Year Warranty unless noted.
2. The use of an Air Retarder requires that the cover board/insulation pre-securement be increased to accommodate the added uplift the system may experience due to the retarder. Proper application details for the air retarder should be followed.
3. Uplift requirements for the project may require increased fastening rates than those listed above. The rates listed in these tables are for warranty purposes only. Contact an GenFlex representative for rates related to special warranty terms or conditions.

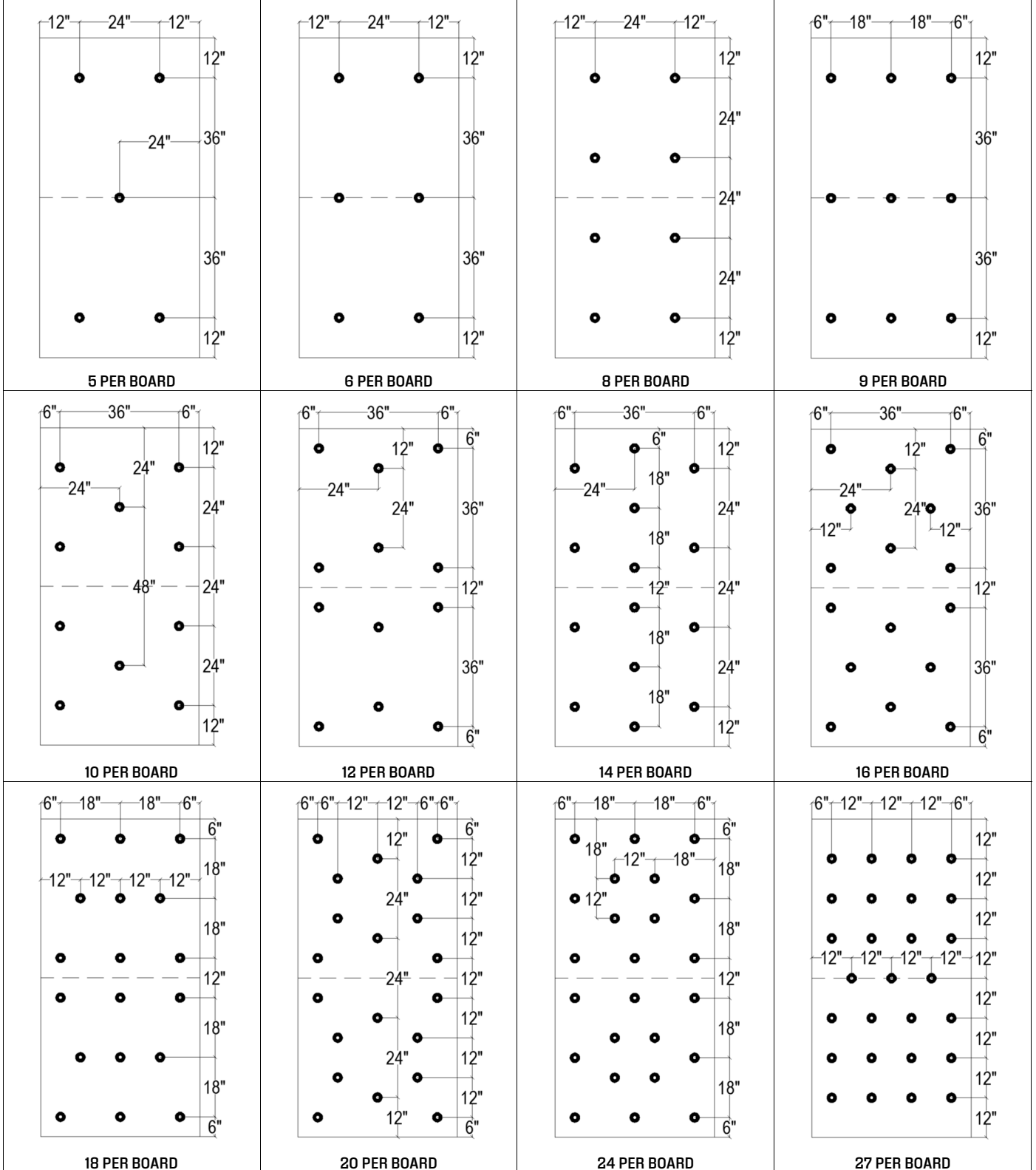
GenFlex Warranty Fastening Patterns: 4' x 4' Insulation Boards

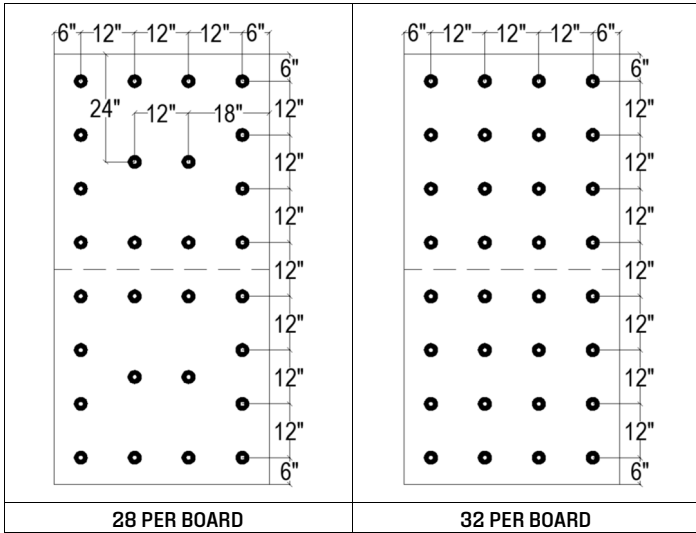
Please refer to the above-mentioned attachment patterns for a specific board attachment rate.



GenFlex Warranty Fastening Patterns: 4' x 8' Insulation Boards

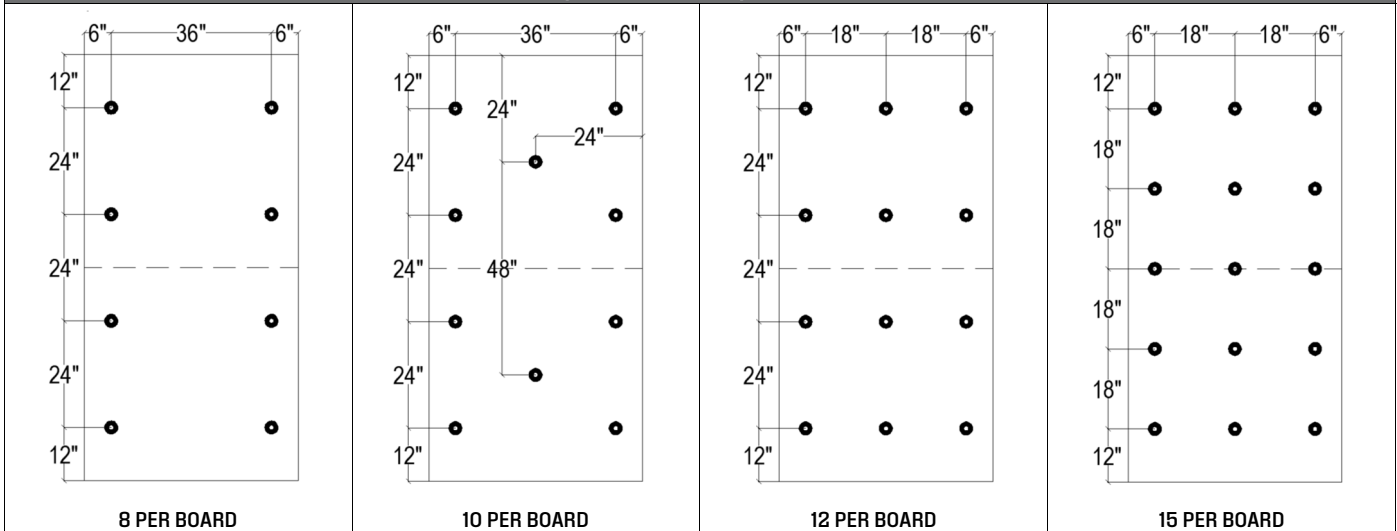
Please refer to the above-mentioned attachment patterns for a specific board attachment rate.

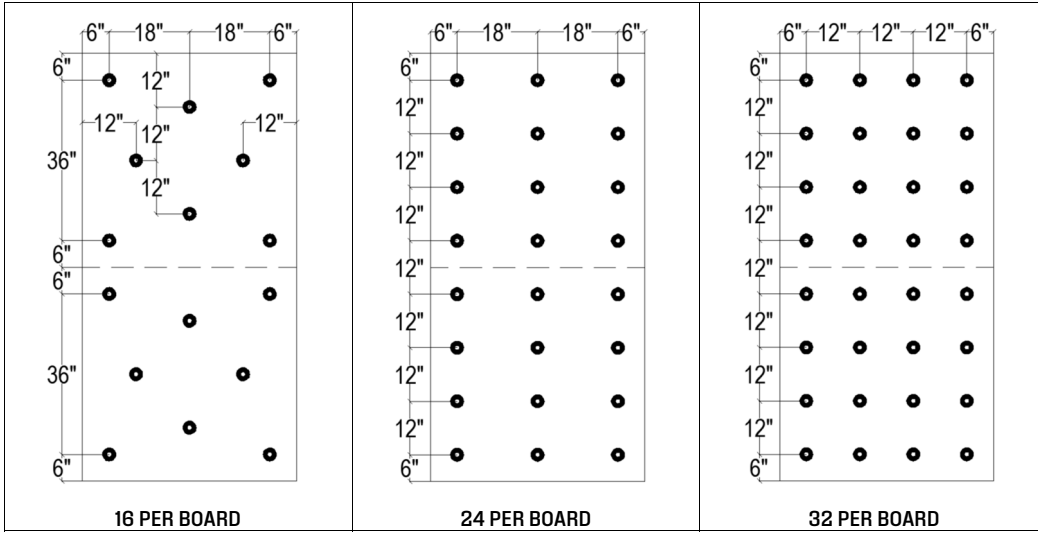




FM Approvals Fastening Patterns: 4' x 8' Insulation Boards

Please refer to the above-mentioned attachment patterns for a specific board attachment rate.





Please contact GenFlex Technical Services at 800-428-4511 for further information.

This sheet is meant to highlight GenFlex products and specifications and is subject to change without notice. Amrize takes responsibility for furnishing quality materials that meet published GenFlex product specifications or other technical documents, subject to normal manufacturing tolerances. Neither Amrize nor its representatives practice architecture. Amrize offers no opinion on and expressly refuses any responsibility for the soundness of any structure. Amrize accepts no liability for structural failure or resultant damages. Consult a competent structural engineer prior to installation if the structural soundness or structural ability to properly support a planned installation is in question. No Amrize representative is authorized to vary this disclaimer.