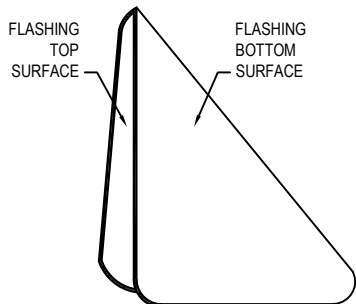


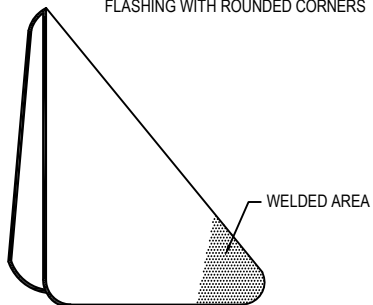
STEP #1

CUT A MINIMUM 6" x 6" (152.4 mm x 152.4 mm) PIECE OF APPROPRIATE TPO NON-REINFORCED FLASHING WITH ROUNDED CORNERS



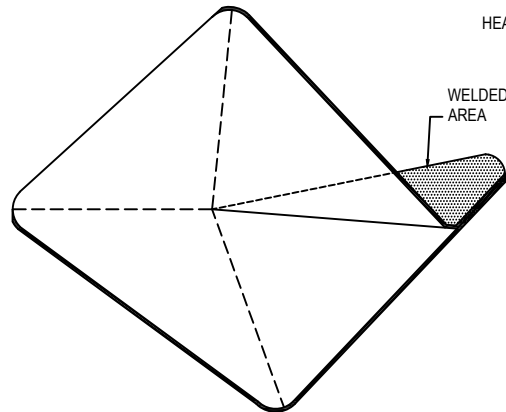
STEP #2

FOLD PIECE OF TPO NON-REINFORCED FLASHING IN HALF



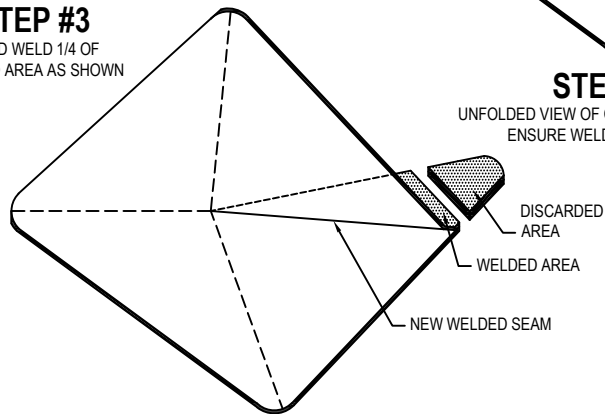
STEP #3

HAND WELD 1/4 OF FOLDED AREA AS SHOWN



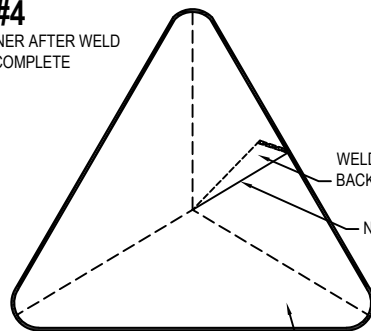
STEP #4

UNFOLDED VIEW OF CORNER AFTER WELD ENSURE WELD IS COMPLETE



STEP #5

TRIM WELDED FLAP AS SHOWN PAST THE NEWLY WELDED LAP



STEP #6

EXPAND CORNER TO FIT PROPERLY INTO CORNER AND WELD INTO PLACE AS SHOWN

USE APPROPRIATE TERMINATION DETAIL
6" x 6" (152.4 mm x 152.4 mm) APPROPRIATE TPO NON-REINFORCED FIELD FABRICATED INSIDE CORNER
ACCEPTABLE TPO MEMBRANE FLASHING HEAT WELDED TO FIELD SHEET

USE APPROPRIATE BASE TIE-IN DETAIL

ACCEPTABLE TPO MEMBRANE FIELD SHEET
ACCEPTABLE SUBSTRATE

REQUIRED APPROPRIATE TPO T-JOINT COVER WELDED IN PLACE (SEE NOTE #6 & #8)

STEP #7

TACK WELD CORNER IN PLACE THEN COMPLETELY WELD CORNER TO MEMBRANE. ENSURE NO PINHOLES OR FISH MOUTHS ARE PRESENT AND PROBE ALL SEAMS AND PERIMETER. T-PATCH MAY BE REQUIRED AT FIELD WELDED SEAM OF CORNER FLASHING IF WELD IS NOT SOLID. (SEE NOTE #5)

NOTE:

1. REFER TO THE GENFLEX™ WEBSITE FOR MOST CURRENT INFORMATION.
2. REFER TO EZT-LS-01 OR EZT-LS-02 FOR WELD WIDTH.
3. WHEN REINFORCEMENT OF TPO MEMBRANE IS EXPOSED, REFER TO EZT-LS-14 FOR CUT EDGE SEALANT APPLICATION.
4. ROUND CORNERS REQUIRED ON FLASHING MATERIALS.
5. PRE-MOLDED TPO INSIDE/OUTSIDE CORNER MAY BE USED IN LIEU OF NON-REINFORCED FLASHING.
6. T-JOINT REQUIRED FOR 60 MIL AND THICKER MEMBRANE.
7. TAKE CARE NOT TO OVER STRETCH UNSUPPORTED FLASHING DURING INSTALLATION. ADDITIONAL FLASHING MAY BE REQUIRED IF NON-REINFORCED MATERIAL IS INSTALLED IMPROPERLY.
8. APPROPRIATE TPO NON-REINFORCED FLASHING (4" X 4" (101.6 mm x 101.6 mm) MIN. WITH ROUNDED CORNERS) MAY BE USED IN LIEU OF T-JOINT COVER.



INSIDE CORNER - FABRICATED WITH TPO NON-REINFORCED FLASHING

MATERIAL: EZ TPO

ACCEPTABLE SYSTEMS: ALL

MAXIMUM WARRANTY: 20 Years

ISSUE / REVISION DATE:
04/16/2026

DETAIL NO.
EZT-C-05B

NOT TO SCALE